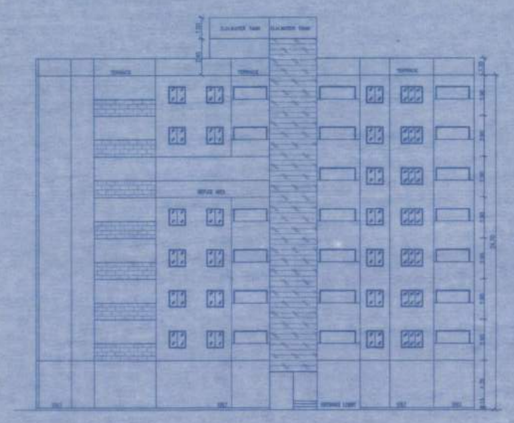

ELIVATION: SCALE 1:200

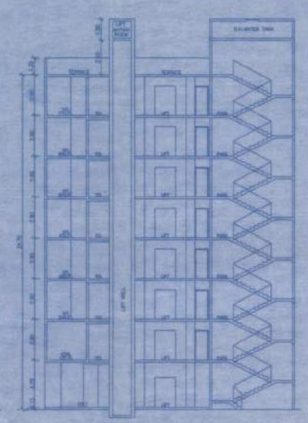

SECTION : A – A SCALE 1:200

STA AREA CAL.1ST TO 7TH FL.		
BLOCK	SIZE IN MTS.	AREA M²
ST- 1	4.40 X 2.65 X 1	11.66
ST- 2	3.40 X 6.15 X 1	20.91
TOTAL STA 1ST-7TH FL.		32.570

LIFT AREA CAL.GR. TO 7TH FL.		
BLOCK	SIZE IN MTS.	AREA M²
L- 1	2.10 X 1.70 X 1	3.57
L- 2	2.40 X 2.85 X 1	6.84
TOTAL LIFT GR-7TH FL.		10.410

STA AREA CAL. GROUND FL.		
BLOCK	SIZE IN MTS.	AREA M²
ST- 1	4.40 X 2.65 X 1	11.66
ST- 2	3.40 X 6.15 X 1	20.91
ST- 3	6.35 X 3.25 X 1	20.64
TOTAL STA CAL. GR. FL.		53.210

REFUGE AREA CAL. 5TH FL.		
BLOCK	SIZE IN MTS.	AREA M²
RF- 1	4.55 X 3.85 X 1	17.52
RF- 2	4.70 X 4.25 X 1	19.97
TOTAL RF.TER. 5TH FL.		37.490

METER ROOM CAL. GR. FL.		
BLOCK	SIZE IN MTS.	AREA M²
MR- 1	1.43 X 1.65 X 1	2.36
MR- 2	2.98 X 1.80 X 1	5.36
MR- 3	1.20 X 0.95 X 1	1.14
TOTAL METER RM. GR FL.		8.860

ENTRANCE LOBBY CAL. GR. FL.		
BLOCK	SIZE IN MTS.	AREA M²
MR- 1	1.65 X 1.35 X 1	2.22
MR- 2	4.70 X 3.05 X 1	14.33
TOTAL ENT.LOBBY. GR FL.		16.550

VENTILATION STATEMENT				
ROOM	CARPET AREA	VENT. REQUIRED	VENT. PROVIDED	REMARKS
LIV. [W1]	2.75X3.50=9.625	9.625/6 = 1.604	2.25	OK
BED [W1]	2.75X3.50=9.625	9.625/6 = 1.604	2.25	OK
KIT. [W2]	2.00X2.75=5.500	5.500/6 = 0.917	1.80	OK

SCHEDULE OF DOORS & WINDOWS		
TYPE	SIZE IN MTS.	REMARKS
DOOR		
D1	1.00 X 2.10	T.W. FLUSH DOOR
D2	0.90 X 2.10	T.W. FLUSH DOOR
D3	0.75 X 2.00	T.W. PANNELLED DOOR
D4	2.40 X 2.10	T.W. FOLDING DOOR
WINDOW		
W1	1.50 X 1.20	GLAZED WINDOW
W2	1.20 X 1.20	GLAZED WINDOW
V1	0.60 X 0.90	LOUVERED VENTILATOR

BUA AREA CAL.2-4,6&7TH. FL.					
BLOCK	SIZE IN MTS.	AREA M²	BLOCK	SIZE IN MTS.	AREA M²
1	2.15 X 1.35 X 1	2.90	18	3.05 X 2.90 X 1	8.84
2	3.05 X 2.90 X 1	8.84	19	4.70 X 2.40 X 1	11.28
3	0.35 X 2.60 X 1	0.91	20	4.05 X 3.05 X 1	12.35
4	3.20 X 2.45 X 1	7.84	21	1.80 X 2.90 X 1	5.22
5	2.35 X 1.55 X 1	3.64	22	2.45 X 3.05 X 1	7.47
6	1.30 X 1.50 X 1	1.95	23	2.80 X 2.15 X 1	6.02
7	5.80 X 3.20 X 1	18.56	24	1.45 X 2.30 X 1	3.34
8	3.05 X 1.10 X 1	3.35	25	2.95 X 1.55 X 1	4.57
9	2.75 X 0.30 X 1	0.82	26	1.95 X 5.80 X 1	11.31
10	2.30 X 2.90 X 1	6.67	27	0.95 X 2.90 X 1	2.75
11	2.90 X 1.05 X 1	3.04	28	3.05 X 0.85 X 1	2.59
12	1.50 X 0.65 X 1	0.98	29	5.35 X 4.70 X 1	25.14
13	8.25 X 2.20 X 1	18.15	30	2.90 X 3.70 X 1	10.73
14	8.10 X 0.85 X 1	6.89	31	1.35 X 1.65 X 1	2.23
15	2.75 X 1.05 X 1	2.89	32	4.25 X 3.80 X 1	16.15
16	1.35 X 0.80 X 1	1.08	33	3.85 X 3.65 X 1	14.05
17	2.90 X 3.60 X 1	10.44	34	5.35 X 0.90 X 1	4.815
TOTAL (1 TO 17)		98.950	TOTAL (18 TO 34)		148.855
TOTAL BUA CAL.2-4,6&7TH. FL. (98.950 + 148.855)					247.805

BUA AREA CAL. 5TH FL.					
BLOCK	SIZE IN MTS.	AREA M²	BLOCK	SIZE IN MTS.	AREA M²
1	2.15 X 1.35 X 1	2.90	17	2.90 X 3.60 X 1	10.44
2	3.05 X 2.90 X 1	8.84	18	3.05 X 2.90 X 1	8.84
3	0.35 X 2.60 X 1	0.91	19	4.70 X 2.40 X 1	11.28
4	3.20 X 2.45 X 1	7.84	20	4.05 X 3.05 X 1	12.35
5	2.35 X 1.55 X 1	3.64	21	1.80 X 2.90 X 1	5.22
6	1.30 X 1.50 X 1	1.95	22	2.45 X 3.05 X 1	7.47
7	5.80 X 3.20 X 1	18.56	23	2.80 X 2.15 X 1	6.02
8	3.05 X 1.10 X 1	3.35	24	1.45 X 2.30 X 1	3.34
9	2.75 X 0.30 X 1	0.82	25	2.95 X 1.55 X 1	4.57
10	2.30 X 2.90 X 1	6.67	26	1.95 X 5.80 X 1	11.31
11	2.90 X 1.05 X 1	3.04	27	0.95 X 2.90 X 1	2.75
12	1.50 X 0.65 X 1	0.98	28	3.05 X 0.85 X 1	2.59
13	8.25 X 2.20 X 1	18.15	29	5.35 X 4.70 X 1	25.14
14	8.10 X 0.85 X 1	6.89	30	2.90 X 3.70 X 1	10.73
15	2.75 X 1.05 X 1	2.89	31	1.35 X 1.65 X 1	2.23
16	1.35 X 0.80 X 1	1.08			
TOTAL (1 TO 31)					212.790
TOTAL BUA AREA 5TH FL.					212.790

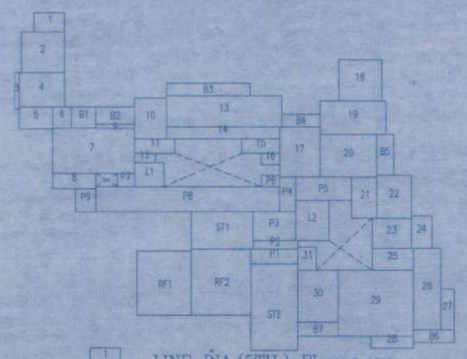

LINE DIA.(5TH.) FL SCALE 1:200

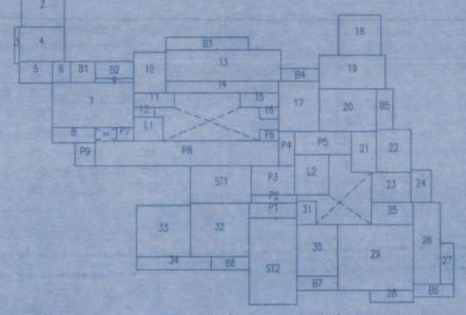

LINE DIA.(2-4,6&7TH.) FL SCALE 1:200

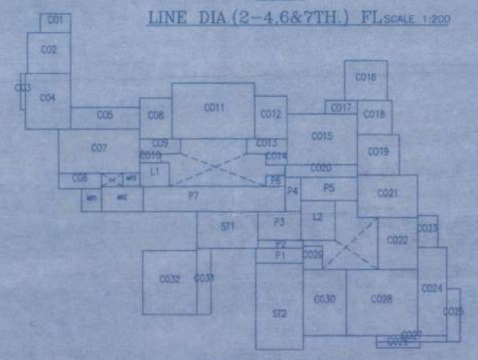

LINE DIA.(1ST.) FL SCALE 1:200

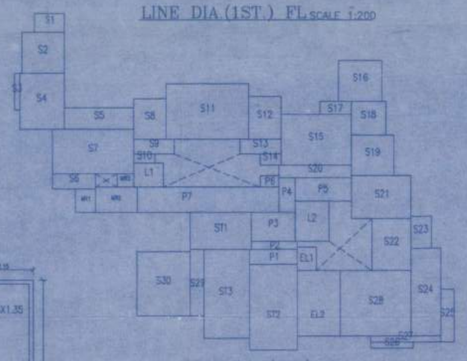

LINE DIA.(GR.) FL SCALE 1:200

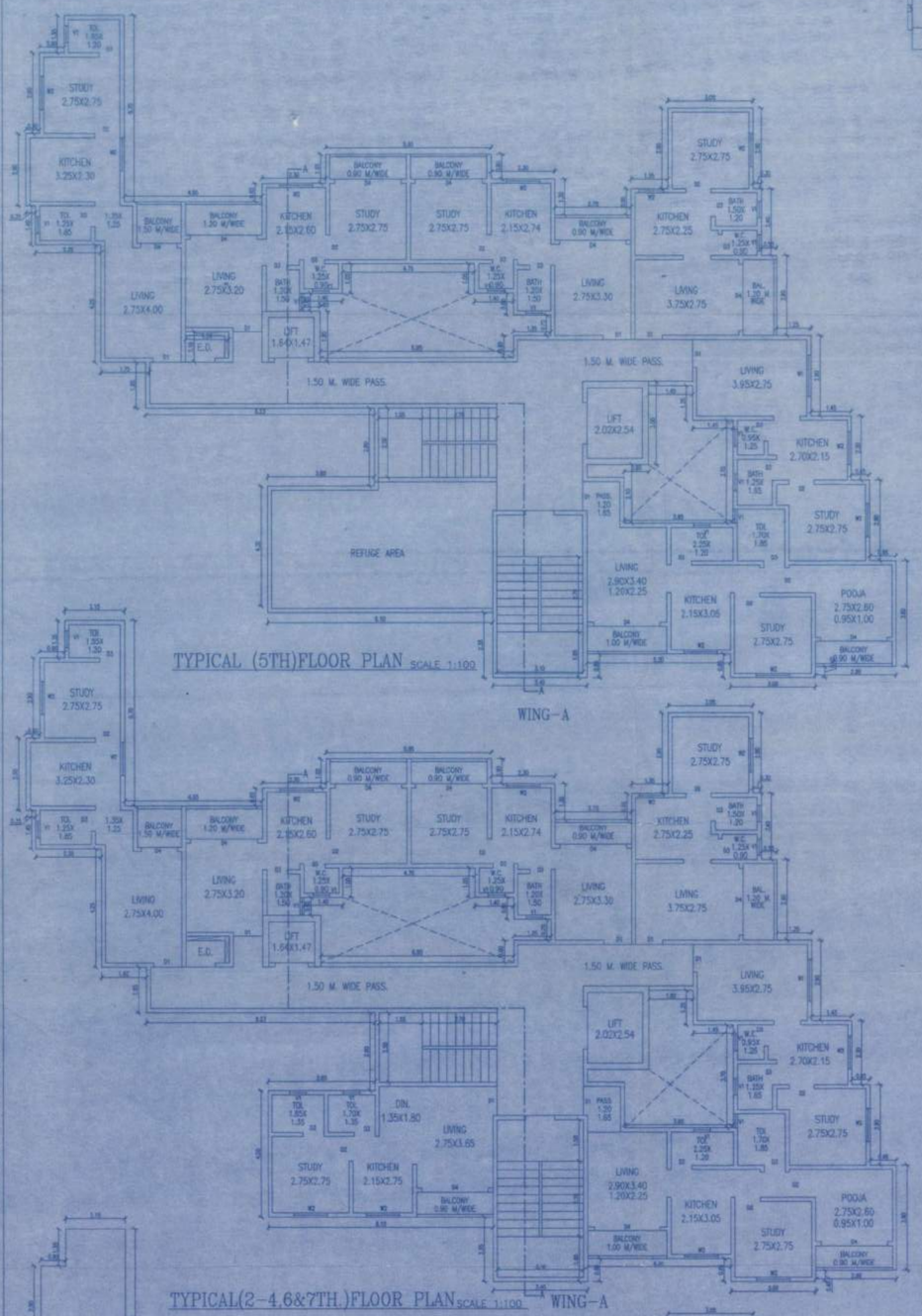

TYPICAL (5TH)FLOOR PLAN SCALE 1:100

WING-A

TYPICAL(2-4,6&7TH.)FLOOR PLAN SCALE 1:100

WING-A

COM. AREA CAL. 1st. FL.					
BLOCK	SIZE IN MTS.	AREA M²	BLOCK	SIZE IN MTS.	AREA M²
CO- 1	2.15 X 1.35 X 1	2.90	CO-17	2.25 X 0.95 X 1	2.14
CO- 2	3.05 X 2.90 X 1	8.84	CO-18	2.45 X 2.40 X 1	5.88
CO- 3	0.35 X 2.60 X 1	0.91	CO-19	3.00 X 2.90 X 1	8.70
CO- 4	3.20 X 4.00 X 1	12.80	CO-20	5.15 X 0.90 X 1	4.64
CO- 5	4.95 X 1.55 X 1	7.67	CO-21	4.25 X 3.05 X 1	12.96
CO- 6	3.05 X 1.10 X 1	3.35	CO-22	2.80 X 3.70 X 1	10.36
CO- 7	5.80 X 3.15 X 1	18.27	CO-23	1.45 X 2.30 X 1	3.33
CO- 8	2.30 X 2.90 X 1	6.67	CO-24	2.10 X 6.25 X 1	13.13
CO- 9	2.90 X 1.05 X 1	3.04	CO-25	0.95 X 3.80 X 1	3.61
CO-10	1.50 X 0.65 X 1	0.97	CO-26	3.05 X 0.40 X 1	1.22
CO-11	5.95 X 3.95 X 1	23.50	CO-27	5.00 X 0.45 X 1	2.25
CO-12	2.30 X 3.05 X 1	7.02	CO-28	5.05 X 4.70 X 1	23.73
CO-13	2.90 X 1.05 X 1	3.05	CO-29	1.35 X 1.65 X 1	2.23
CO-14	1.50 X 0.80 X 1	1.20	CO-30	3.05 X 4.70 X 1	14.34
CO-15	5.00 X 3.80 X 1	18.00	CO-31	1.00 X 4.70 X 1	4.70
CO-16	3.05 X 2.90 X 1	8.84	CO-32	3.85 X 4.55	17.52
TOTAL (1 + 15)		127.030	TOTAL (16 + 30) X 1		130.740
TOTAL COM. CAL 1st FL. (127.030 + 130.740)					257.770

STILT AREA CAL.GROUND FL.					
BLOCK	SIZE IN MTS.	AREA M²	BLOCK	SIZE IN MTS.	AREA M²
S- 1	2.15 X 1.35 X 1	2.90	S-16	3.05 X 2.90 X 1	8.84
S- 2	3.05 X 2.90 X 1	8.84	S-17	2.25 X 0.95 X 1	2.14
S- 3	0.35 X 2.60 X 1	0.91	S-18	2.45 X 2.40 X 1	5.88
S- 4	3.20 X 4.00 X 1	12.80	S-19	3.00 X 2.90 X 1	8.70
S- 5	4.95 X 1.55 X 1	7.67	S-20	5.15 X 0.90 X 1	4.64
S- 6	3.05 X 1.10 X 1	3.35	S-21	4.25 X 3.05 X 1	12.96
S- 7	5.80 X 3.15 X 1	18.27	S-22	2.80 X 3.70 X 1	10.36
S- 8	2.30 X 2.90 X 1	6.67	S-23	1.45 X 2.30 X 1	3.33
S- 9	2.90 X 1.05 X 1	3.04	S-24	2.10 X 6.25 X 1	13.13
S-10	1.50 X 0.65 X 1	0.97	S-25	0.95 X 3.80 X 1	3.61
S-11	5.95 X 3.95 X 1	23.50	S-26	3.05 X 0.40 X 1	1.22
S-12	2.30 X 3.05 X 1	7.02	S-27	5.00 X 0.45 X 1	2.25
S-13	2.90 X 1.05 X 1	3.05	S-28	5.05 X 4.70 X 1	23.73
S-14	1.50 X 0.80 X 1	1.20	S-29	1.00 X 4.70 X 1	4.70
S-15	5.00 X 3.60 X 1	18.00	S-30	3.85 X 4.55 X 1	17.52
TOTAL (1 + 15)		118.190	TOTAL (16 + 30)		123.010
TOTAL STILT GR. (118.190 + 123.010)					241.200

BALCONY AREA STATEMENT (IN SQ.MTS.)					
				(2-7th FL.)	(5th FL.)
(a)	BUILT UP AREA PER FLOOR IN SQ.MT.			247.805	212.790
(b)	PERMISSIBLE BAL. AREA 10% OF (a)			24.780	21.279
(c)	BAL.TYPE	BALCONY SIZE & NOS. (2-7th FL.) X (5th FL.)			
	B- 1	1.75 X 1.50 X (1) X (1)		2.62	2.62
	B- 2	2.75 X 1.20 X (1) X (1)		3.30	3.30
	B- 3	5.95 X 0.90 X (1) X (1)		5.35	5.35
	B- 4	2.75 X 0.90 X (1) X (1)		2.47	2.47
	B- 5	1.20 X 2.90 X (1) X (1)		3.48	3.48
	B- 6	2.90 X 0.90 X (1) X (1)		2.61	2.61
	B- 7	2.90 X 1.00 X (1) X (1)		2.90	2.90
	B- 8	2.75 X 0.90 X (1) X (-)		2.47	--
(d)	TOTAL PROPOSED BALCONY AREA			25.200	22.730
(e)	EXCESS BAL. AREA			0.420	1.451

CONSTRUCTION AREA STATEMENT (IN SQ.MT.)								
FLOOR	B/U AREA	BALCONY AREA	ST.CASE AREA	ST.CASE COMM	PASSEGE AREA	LIFT AREA	STILT AREA	TOTAL AREA
GR. FLOOR			32.570	20.640	40.680	10.410	241.200	345.500
1ST FLOOR	257.770		32.570		49.540	10.410		350.290
2ND FLOOR	248.225	24.780	32.570		49.540	10.410		365.525
3RD FLOOR	248.225	24.780	32.570		49.540	10.410		365.525
4TH FLOOR	248.225	24.780	32.570		49.540	10.410		365.525
5TH FLOOR	214.241	21.279	32.570		49.540	10.410		328.040
6TH FLOOR	248.225	24.780	32.570		49.540	10.410		365.525
7TH FLOOR	248.225	24.780	32.570		49.540	10.410		365.525
	1713.136	143.179	260.560	20.640	367.460	83.280	241.200	2851.455
TOTAL CONSTRUCTION AREA = 2851.455								

BUILT UP AREA STATEMENT (IN SQ.MT.)				
BLDG. NO.	FLOOR	BUILT UP AREA	EXCESS BAL. AREA	TOTAL BUILT-UP AREA IN SQ.MT.
1. WING A	GR FLOOR	–	NIL	–
	1ST FLOOR	257.770	NIL	257.770
	2ND FLOOR	247.805	0.420	248.225
	3RD FLOOR	247.805	0.420	248.225
	4TH FLOOR	247.805	0.420	248.225
	5TH FLOOR	212.790	1.451	214.241
	6TH FLOOR	247.805	0.420	248.225
	7TH FLOOR	247.805	0.420	248.225
	TOTAL	1709.585	3.551	1713.136
STILT = 241.200 FLAT 41 (1BHK - 35, 2BHK - 6), 5 OFFICE - 278.410				

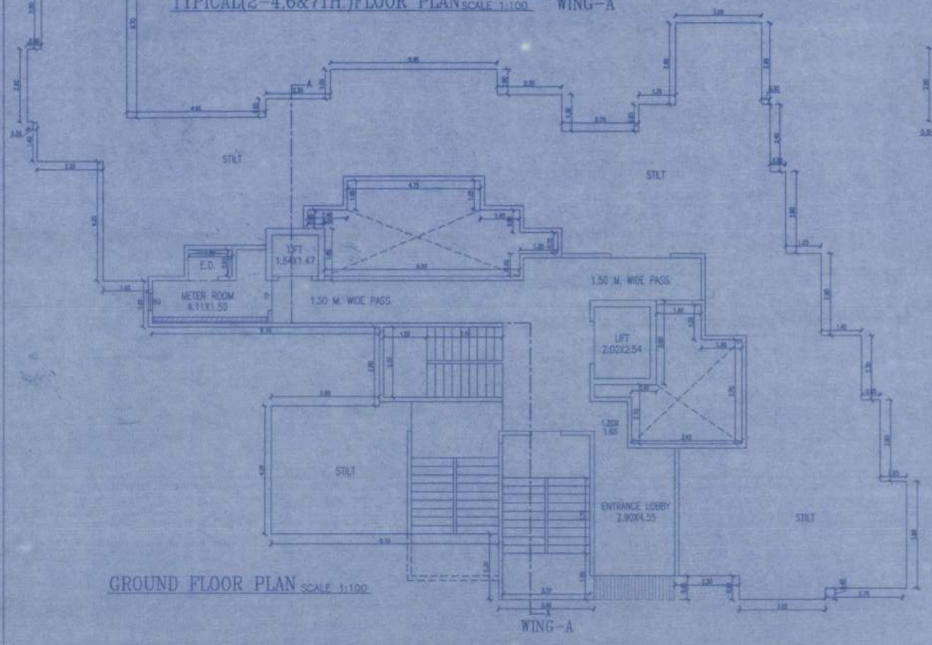

GROUND FLOOR PLAN SCALE 1:100

WING-A

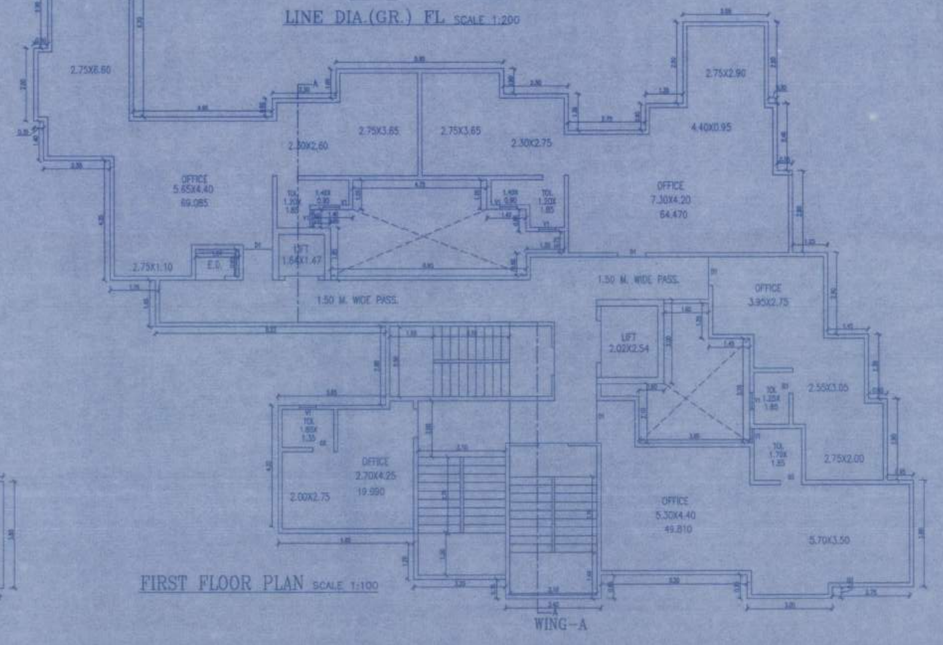

FIRST FLOOR PLAN SCALE 1:100

WING-A

PASS CAL.1ST TO 7TH FL.		
BLOCK	SIZE IN MTS.	AREA M²
P- 1	3.40 X 1.05 X 1	3.57
P- 2	3.25 X 0.60 X 1	1.95
P- 3	3.10 X 2.05 X 1	6.35
P- 4	1.15 X 2.45 X 1	2.82
P- 5	4.00 X 1.65 X 1	6.60
P- 6	1.35 X 0.80 X 1	1.08
P- 7	1.20 X 0.95 X 1	1.14
P- 8	13.15 X 1.80 X 1	23.67
P- 9	1.43 X 1.65 X 1	2.36
TOTAL PASS. 1ST-7TH FL.		49.540

PASS AREA CAL. GROUND FL.		
BLOCK	SIZE IN MTS.	AREA M²
P- 1	3.40 X 1.05 X 1	3.57
P- 2	3.25 X 0.60 X 1	1.95
P- 3	3.10 X 2.05 X 1	6.35
P- 4	1.15 X 2.45 X 1	2.82
P- 5	4.00 X 1.65 X 1	6.60
P- 6	1.35 X 0.80 X 1	1.08
P- 7	10.17 X 1.80 X 1	18.31
TOTAL PASS CAL. GR. FL.		40.680

PROFORMA II

CONTENTS OF SHEET

GROUND, TYPICAL & TERRACE FLOOR PLAN, ELEVATION, SECTION, LINE DIAGRAM & CALCULATION, BALCONY AREA STATEMENT, BUILT UP AREA STATEMENT, VENTILATION STATEMENT, SCHEDULE OF DOORS & WINDOWS

The amended plan duly approved herewith Supercedes all the earlier approved plans

THIS PLAN SHALL NOT BE CONSIDERED AS PROOF OF OWNERSHIP FOR ANY DISPUTES IN ANY COURT ON LAW

Issued As per Approved by Commissioner]

Approved as amended in/ Subject to the/ Conditions mentioned in this Office Letter No. VVCMC/AMENDIBP-
VP. 595 / 2018-19
DATED. 24/10/2018

Town Planning

Deputy Director Town Planning
Vasai-Virar City Municipal Corporation
Vasai - Virar (E)

PART OF PROFORMA – I

Certified that the building plans submitted for approval satisfy the safety requirements for structures being constructed in Seismic Zone-III & correct to the best of our knowledge and understanding.
It is also certified that the structural design including safety from natural hazards has been prepared by us & we are qualified structural engineers as per Rule 5 (1) (a) of the Maharashtra Regulation of Qualifications for Practice of Architecture & Engineering Rules 1966 & we are at least B.E.(Civil) or equivalent.

For Rachna & Crystal Developers LLP

Partner

SIGNATURE OF OWNER/APPLICANT | SIGNATURE OF STRUCTURAL ENGINEER | SIGNATURE OF LICENSED SURVEYOR

DESCRIPTION OF PROPOSAL AND PROPERTY

PROPOSED RESIDENTIAL WITH COMM.BLDG ON PLOT BEARING S.NO.179,H.NO.2A,2B
VILLAGE NARANGI , TALUKA VASAI, DIST-PALGHAR.

NAME OF OWNER M/s. Rachna & Crystal Developers LLP, through its Partner Shri Sanjiv N. Agarwal PA Holder of Shri Kisan Hari Patil and 3 Others

DATE	JOB NO.	DWG. NO.	SCALE	DRAWN BY	CHECKED BY
	339	02/02			

NORTH LINE

SIGNATURE, NAME (IN BLOCK LETTERS) AND ADDRESS OF ARCHITECT/ENGINEER/ STRUCTURAL ENGINEER

LICENSE SURVEYOR & ENGINEERS
PRITHVI ARCH CONSULTANTS
122 GAURI COMPLEX,1st FLOOR,
NEAR BANK OF BARODA,
VASAI (E), DIST – THANE.
PHONE – 95250 2393435/36/37

10B NO-228 05\05