B.P.NO. 4437,3647,4226	BLDG NO-10
V.P.NO. 607	WING-`D&E'

(SHEET NO 1 OF 3)

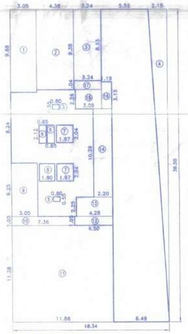

AREA DIAGRAM (WING-D)
GROUND FLOOR SCALE 1:200

CONSTRUCTION AREA CALCULATION OF GROUND FLOOR (WING-D)

RECTANGLE AREA 18.34 X 36.50 = 669.41 SQMT

DEDUCTION

1	3.05 x 9.68 x 1	=	29.52	SQMT
2	4.38 x 9.38 x 1	=	41.08	SQMT
3	3.24 x 6.33 x 1	=	20.49	SQMT
4	2.15 x 36.50 x 0.50	=	39.24	SQMT
5	0.80 x 0.55 x 2	=	0.88	SQMT
6	0.85 x 2.12 x 2	=	3.60	SQMT
7	1.97 x 2.04 x 2	=	8.04	SQMT
8	1.80 x 2.04 x 1	=	3.67	SQMT
9	3.05 x 6.25 x 1	=	19.06	SQMT
10	7.36 x 1.05 x 1	=	7.73	SQMT
11	11.86 x 11.28 x 1	=	133.78	SQMT
12	4.50 x 1.05 x 1	=	4.73	SQMT
13	4.29 x 2.25 x 1	=	9.65	SQMT
14	2.20 x 10.29 x 1	=	22.64	SQMT
15	3.09 x 2.26 x 1	=	6.98	SQMT
16	1.19 x 3.15 x 1	=	3.75	SQMT
17	3.24 x 1.04 x 1	=	3.37	SQMT
	TOTAL DEDUCTION		= 364.69	SQMT
	BUILT-UP AREA (669.41 – 364.69)		= 304.72	SQMT

CONSTRUCTION AREA CALCULATION OF GROUND FLOOR (WING-E)

RECTANGLE AREA 18.00 X 22.66 = 430.54 SQMT

DEDUCTION

1	12.40 x 5.28 x 1	=	65.47	SQMT
2	7.74 x 3.28 x 1	=	25.39	SQMT
3	9.13 x 2.06 x 1	=	18.81	SQMT
4	4.40 x 4.29 x 1	=	18.88	SQMT
5	2.50 x 1.80 x 1	=	4.50	SQMT
6	4.40 x 5.35 x 1	=	23.54	SQMT
7	3.71 x 0.78 x 1	=	2.89	SQMT
8	2.33 x 5.45 x 1	=	12.69	SQMT
9	2.85 x 0.80 x 1	=	2.28	SQMT
10	1.88 x 0.76 x 1	=	1.43	SQMT
11	1.80 x 2.00 x 2	=	7.20	SQMT
12	1.34 x 22.66 x 0.50	=	15.16	SQMT
13	2.28 x 1.00 x 1	=	2.28	SQMT
	TOTAL DEDUCTION		= 200.48	SQMT
	BUILT-UP AREA (430.54 – 200.48)		= 230.06	SQMT

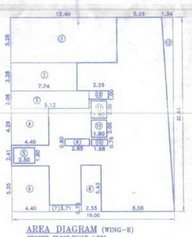

AREA DIAGRAM (WING-E)
GROUND FLOOR SCALE 1:200

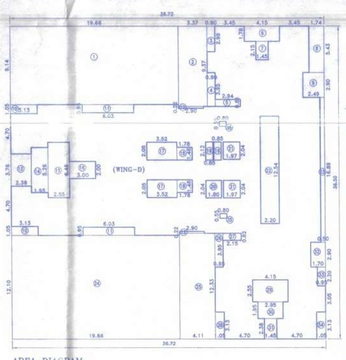

AREA DIAGRAM
1ST FLOOR SCALE 1:200

CONSTRUCTION AREA CALCULATION OF FIRST FLOOR (WING-D)

RECTANGLE AREA 36.72X36.50 = 1340.28 SQMT

DEDUCTION

1	19.66 x 9.14 x 1	=	179.69	SQMT
2	3.37 x 9.37 x 1	=	31.58	SQMT
3	0.90 x 2.98 x 1	=	2.68	SQMT
4	0.90 x 3.95 x 1	=	3.56	SQMT
5	2.04 x 0.81 x 1	=	2.38	SQMT
6	4.15 x 1.78 x 1	=	7.39	SQMT
7	1.45 x 2.15 x 1	=	3.12	SQMT
8	1.74 x 5.43 x 1	=	9.45	SQMT
9	2.45 x 2.95 x 1	=	7.22	SQMT
10	3.13 x 1.05 x 2	=	6.57	SQMT
11	6.03 x 0.95 x 2	=	11.46	SQMT
12	2.60 x 0.22 x 2	=	1.28	SQMT
13	2.58 x 3.76 x 1	=	8.95	SQMT
14	5.95 x 5.26 x 1	=	10.26	SQMT
15	2.55 x 6.46 x 1	=	16.47	SQMT
16	3.00 x 2.00 x 1	=	6.00	SQMT
17	3.52 x 2.08 x 2	=	14.64	SQMT
18	1.78 x 1.48 x 2	=	5.27	SQMT
19	0.85 x 2.12 x 2	=	3.60	SQMT
20	1.80 x 2.04 x 1	=	3.67	SQMT
21	1.97 x 2.04 x 2	=	8.04	SQMT
22	2.20 x 12.54 x 1	=	27.59	SQMT
23	0.50 x 16.89 x 1	=	8.45	SQMT
24	19.66 x 12.10 x 1	=	237.89	SQMT
25	4.11 x 12.33 x 1	=	50.68	SQMT
26	0.95 x 3.95 x 1	=	3.75	SQMT
27	2.15 x 0.82 x 1	=	1.76	SQMT
28	1.05 x 3.13 x 1	=	3.29	SQMT
29	4.15 x 2.55 x 1	=	10.58	SQMT
30	2.55 x 1.95 x 1	=	5.25	SQMT
31	1.45 x 2.38 x 1	=	3.45	SQMT
32	1.70 x 2.90 x 1	=	4.93	SQMT
33	0.95 x 2.20 x 1	=	2.09	SQMT
34	1.05 x 3.13 x 1	=	3.29	SQMT
35	0.80 x 0.55 x 2	=	0.88	SQMT
	TOTAL DEDUCTION		= 707.66	SQMT
	BUILT-UP AREA (1340.28 – 707.66)		= 632.62	SQMT

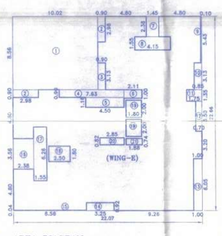

AREA DIAGRAM
1ST FLOOR SCALE 1:200

CONSTRUCTION AREA CALCULATION OF FIRST FLOOR (WING-E)

RECTANGLE AREA 22.07 X 22.66 = 500.11 SQMT

DEDUCTION

1	10.02 x 8.56 x 1	=	85.77	SQMT
2	2.98 x 0.95 x 2	=	5.36	SQMT
3	0.90 x 3.13 x 1	=	2.82	SQMT
4	7.63 x 0.90 x 1	=	6.87	SQMT
5	4.50 x 1.16 x 1	=	5.22	SQMT
6	2.11 x 1.00 x 1	=	2.11	SQMT
7	1.45 x 2.38 x 1	=	3.45	SQMT
8	4.15 x 1.55 x 1	=	6.43	SQMT
9	0.10 x 5.43 x 1	=	0.54	SQMT
10	0.85 x 3.13 x 1	=	2.66	SQMT
11	1.75 x 1.35 x 1	=	2.36	SQMT
12	0.70 x 3.50 x 1	=	2.45	SQMT
13	1.00 x 6.05 x 1	=	6.05	SQMT
14	3.25 x 0.92 x 1	=	2.99	SQMT
15	8.56 x 0.04 x 1	=	0.34	SQMT
16	2.38 x 3.56 x 1	=	8.47	SQMT
17	1.55 x 6.26 x 1	=	9.70	SQMT
18	2.50 x 1.80 x 1	=	4.50	SQMT
19	1.80 x 2.00 x 2	=	7.20	SQMT
20	2.85 x 0.82 x 1	=	2.34	SQMT
21	1.88 x 0.74 x 1	=	1.39	SQMT
	TOTAL DEDUCTION		= 169.02	SQMT
	BUILT-UP AREA (500.11 – 169.02)		= 331.09	SQMT

POCKET TERRACE AREA DIAGRAM
(WING-D) SCALE 1:200

POCKET TERRACE AREA CALCULATION 1ST FLOOR (WING-D)

1	1.93+2.25 /2 X 5.43	=	11.35	SQMT
2	3.00+3.17 /2 X 2.90	=	8.95	SQMT
3	2.17+1.18 /2 X 16.89	=	28.23	SQMT
4	3.54+3.37 /2 X 2.90	=	10.02	SQMT
5	2.92+2.79 /2 X 2.20	=	6.28	SQMT
6	1.97+2.19 /2 X 3.05	=	6.28	SQMT
7	3.40+3.20 /2 X 3.28	=	10.82	SQMT
	TOTAL	=	81.99	SQMT

POCKET TERRACE AREA DIAGRAM
(WING-E) SCALE 1:200

POCKET TERRACE AREA CALCULATION 1ST FLOOR (WING-E)

1	0.85+1.15 /2 X 5.43	=	5.38	SQMT
2	1.90+2.08 /2 X 3.13	=	6.23	SQMT
3	2.98+3.06 /2 X 1.35	=	4.08	SQMT
4	2.01+2.22 /2 X 3.50	=	7.40	SQMT
5	1.51+1.71 /2 X 3.20	=	5.15	SQMT
6	3.06+2.70 /2 X 6.05	=	17.42	SQMT
	TOTAL	=	45.66	SQMT

PARKING AREA STATEMENT (WING-D)

AREAS	TENEMENT	CAR PARKING REQUIRED	CAR PARKING PROVIDED	TWO WHEELER PARKING REQUIRED	TWO WHEELER PARKING PROVIDED
SHOP AREA 304.72 SQMT		304.72/100=3.0424=18.24 NOS	06	304.72/100=3.0424=18.24 NOS	18
TENEMENT BETWEEN 30.00 TO 40.00 SQMT	59 NOS	2 TENEMENT 1 CAR PARK 59X0.50=29.50 NOS	29	2 TENEMENT 2 SCOOTER PARK 59X2=118.00 NOS	59
TENEMENT BETWEEN 40.00 TO 80.00 SQMT	105 NOS	2 TENEMENT 1 CAR PARK 105X0.50=52.50 NOS	52	2 TENEMENT 2.50 SCOOTER PARK 105X2.50 =262.50 NOS	262
ADD. VISITORS		5% OF 88.06=4.40 NOS	04	5% OF 339.74=16.98 NOS	17
TOTAL	164 FLATS	92.48 NOS	92	356.72 NOS	357
80% OF THE REQUIRED PARKING		80% OF 92.00=73.60 NOS	74	80% OF 357 =285.60 NOS	286
TOTAL	164 FLATS	PARKING PROVIDED=74		PARKING PROVIDED=286	

PARKING AREA STATEMENT (WING-E)

AREAS	TENEMENT	CAR PARKING REQUIRED	CAR PARKING PROVIDED	TWO WHEELER PARKING REQUIRED	TWO WHEELER PARKING PROVIDED
SHOP AREA 230.06 SQMT		230.06/100=2.3006=6.90 NOS	04	230.06/100=2.3006=13.80 NOS	14
TENEMENT BETWEEN 30.00 TO 40.00 SQMT	65 NOS	2 TENEMENT 1 CAR PARK 65X0.50=32.50 NOS	32	2 TENEMENT 2 SCOOTER PARK 65X1 = 65.00 NOS	65
TENEMENT BETWEEN 40.00 TO 80.00 SQMT	17 NOS	2 TENEMENT 1 CAR PARK 17X0.50=8.50 NOS	09	2 TENEMENT 2.50 SCOOTER PARK 17X2.5 = 42.50 NOS	42
ADD. VISITORS		5% OF 45.80=2.29 NOS	02	5% OF 121.30= 6.06 NOS	06
TOTAL	82 FLATS	47.68 NOS	48	127.58 NOS	127
80% OF THE REQUIRED PARKING		80% OF 48.00 =38.40 NOS	39	80% OF 127.00= 101.60 NOS	101
TOTAL	82 FLATS	PARKING PROVIDED=39		PARKING PROVIDED=101	

SCHEDULE OF DOORS&WINDOWS

TYPE	SIZE	DESCRIPTION
D	1.05X2.10	T.W FLUSH DOOR
D1	0.90X2.10	T.W FLUSH DOOR
D2	0.75X2.00	T.W PANNEL DOOR
W	2.10X1.50	ALUMINIUM SLIDING WINDOW
W1	1.80X1.20	ALUMINIUM SLIDING WINDOW
W2	1.20X1.00	ALUMINIUM SLIDING WINDOW
V	0.60X0.90	CONCRETE VENTILATION

SCHEDULE OF LIGHT&VENTILATION

ROOM	CARPET AREA	REQUIRED	PROVIDED
LIVING	2.90X 4.73=13.71	2.28	1.80X1.20=2.16
BED	2.75X 3.05= 8.39	1.40	1.80X1.20=2.16
KITCHEN	2.05X 3.05= 6.25	1.04	1.20X1.20=1.44
TOILET	2.00X 1.20= 2.40	0.40	0.60X0.90=0.54

TOTAL AREA STATEMENT (WING-D) (PROPOSED NEW UDCPR)

FLOOR	CONST. AREA (COMM) SQMT	CONST. AREA (RESI) SQMT	TOTAL CONST. AREA SQMT	STILT AREA SQMT	REFUGE AREA SQMT	POCKET TERRACE AREA SQMT
BASEMENT FLOOR	–	–	–			
GR FLOOR	304.72	–	304.72	320.34	–	–
1ST FLOOR	–	632.62	632.62	–	–	81.99
2ND FLOOR	–	648.01	648.01	–	–	–
3RD FLOOR	–	648.01	648.01	–	–	–
4TH FLOOR	–	648.01	648.01	–	–	–
5TH FLOOR	–	648.01	648.01	–	–	–
6TH FLOOR	–	648.01	648.01	–	–	–
7TH FLOOR	–	648.01	648.01	–	–	–
8TH FLOOR	–	561.19	561.19	–	86.68	–
9TH FLOOR	–	648.01	648.01	–	–	–
10TH FLOOR	–	648.01	648.01	–	–	–
11TH FLOOR	–	648.01	648.01	–	–	–
12TH FLOOR	–	561.19	561.19	–	86.68	–
13TH FLOOR	–	648.01	648.01	–	–	–
14TH FLOOR	–	648.01	648.01	–	–	–
15TH FLOOR	–	648.01	648.01	–	–	–
16TH FLOOR	–	561.19	561.19	–	86.68	–
17TH FLOOR	–	648.01	648.01	–	–	–
TOTAL	304.72	10740.32	11045.04	320.34	260.04	81.99

TOTAL AREA STATEMENT (WING-E) (PROPOSED NEW UDCPR)

FLOOR	CONST. AREA (COMM) SQMT	CONST. AREA (RESI) SQMT	TOTAL CONST. AREA SQMT	STILT AREA SQMT	REFUGE AREA SQMT	POCKET TERRACE AREA SQMT
BASEMENT FLOOR	–	–	–			
GR FLOOR	230.06	–	230.06	113.62	–	–
1ST FLOOR	–	331.09	331.09	–	–	45.66
2ND FLOOR	–	343.45	343.45	–	–	–
3RD FLOOR	–	343.45	343.45	–	–	–
4TH FLOOR	–	343.45	343.45	–	–	–
5TH FLOOR	–	343.45	343.45	–	–	–
6TH FLOOR	–	343.45	343.45	–	–	–
7TH FLOOR	–	343.45	343.45	–	–	–
8TH FLOOR	–	300.28	300.28	–	44.89	–
9TH FLOOR	–	343.45	343.45	–	–	–
10TH FLOOR	–	343.45	343.45	–	–	–
11TH FLOOR	–	343.45	343.45	–	–	–
12TH FLOOR	–	300.28	300.28	–	44.89	–
13TH FLOOR	–	343.45	343.45	–	–	–
14TH FLOOR	–	343.45	343.45	–	–	–
15TH FLOOR	–	343.45	343.45	–	–	–
16TH FLOOR	–	300.28	300.28	–	44.89	–
17TH FLOOR	–	343.45	343.45	–	–	–
TOTAL	230.06	5696.78	5926.84	113.62	134.67	45.66
TOTAL D+E	534.78	16437.10	16971.88	433.96	394.71	127.65

STILT FLOOR AREA DIAGRAM
(WING-E) SCALE 1:200

STILT FLOOR AREA CALCULATION (WING-E)

1	2.38 x 4.80 x 1	=	11.42	SQMT
2	3.05 x 0.75 x 1	=	2.29	SQMT
3	5.95 x 2.70 x 1	=	16.07	SQMT
4	4.40 x 2.00 x 1	=	8.80	SQMT
5	3.45 x 5.28 x 1	=	18.22	SQMT
6	1.35 x 2.36 x 1	=	3.21	SQMT
7	1.95 x 1.35 x 1	=	2.63	SQMT
8	2.38 x 1.35 x 1	=	3.21	SQMT
9	3.13 x 2.70 x 1	=	10.55	SQMT
10	5.43 x 0.75 x 1	=	4.07	SQMT
11	4.40 x 4.55 x 1	=	20.02	SQMT
12	2.33 x 5.60 x 1	=	13.05	SQMT
	TOTAL STILT AREA		= 113.62	SQMT

STILT FLOOR AREA DIAGRAM
(WING-D) SCALE 1:200

STILT FLOOR AREA CALCULATION (WING-D)

1	3.13 x 3.35 x 3	=	31.46	SQMT
2	4.33 x 0.60 x 3	=	7.79	SQMT
3	2.38 x 0.75 x 3	=	5.36	SQMT
4	3.05 x 0.86 x 2	=	5.25	SQMT
5	5.25 x 3.54 x 2	=	37.17	SQMT
6	2.98 x 2.15 x 2	=	12.81	SQMT
7	6.03 x 2.70 x 2	=	32.56	SQMT
8	5.10 x 3.54 x 1	=	18.05	SQMT
9	2.90 x 0.86 x 1	=	2.49	SQMT
10	6.05 x 6.29 x 1	=	38.05	SQMT
11	3.60 x 2.29 x 1	=	8.24	SQMT
12	1.35 x 2.00 x 1	=	2.70	SQMT
13	2.20 x 3.53 x 1	=	7.77	SQMT
14	3.05 x 4.40 x 1	=	13.42	SQMT
15	2.90 x 3.95 x 1	=	11.46	SQMT
16	3.45 x 1.78 x 1	=	6.14	SQMT
17	4.80 x 3.65 x 1	=	17.52	SQMT
18	4.05 x 2.90 x 1	=	11.75	SQMT
19	1.45 x 4.40 x 1	=	6.38	SQMT
20	2.19 x 0.23 x 1	=	0.50	SQMT
21	1.46 x 0.23 x 1	=	0.34	SQMT
22	5.94 x 4.40 x 1	=	26.14	SQMT
23	0.75 x 2.20 x 1	=	1.65	SQMT
24	2.75 x 3.75 x 1	=	10.31	SQMT
25	1.65 x 3.05 x 1	=	5.03	SQMT
	TOTAL STILT AREA		= 320.34	SQMT

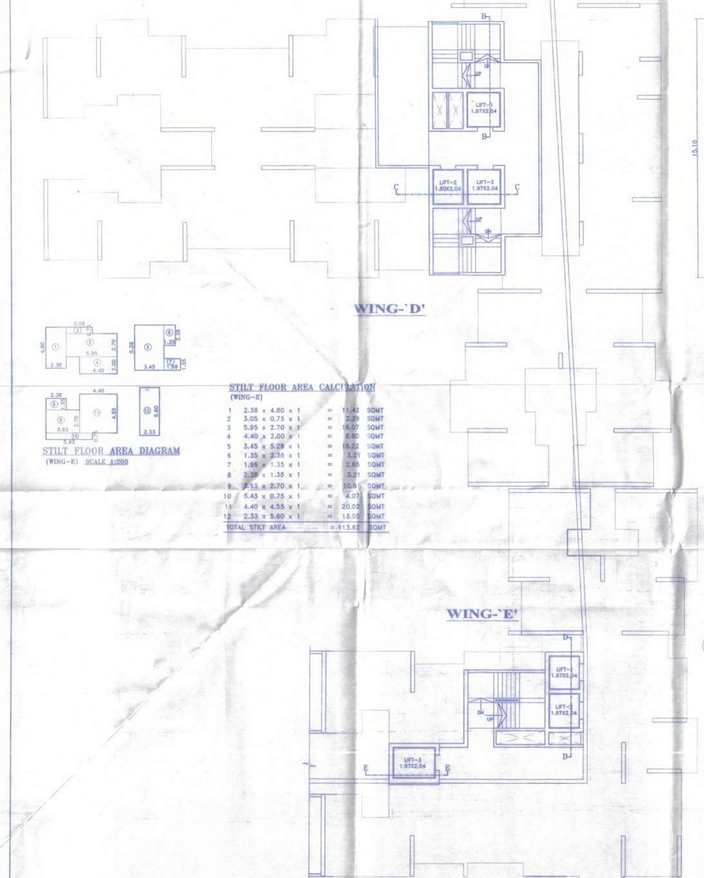

BASEMENT FLOOR PLAN
SCALE 1:100

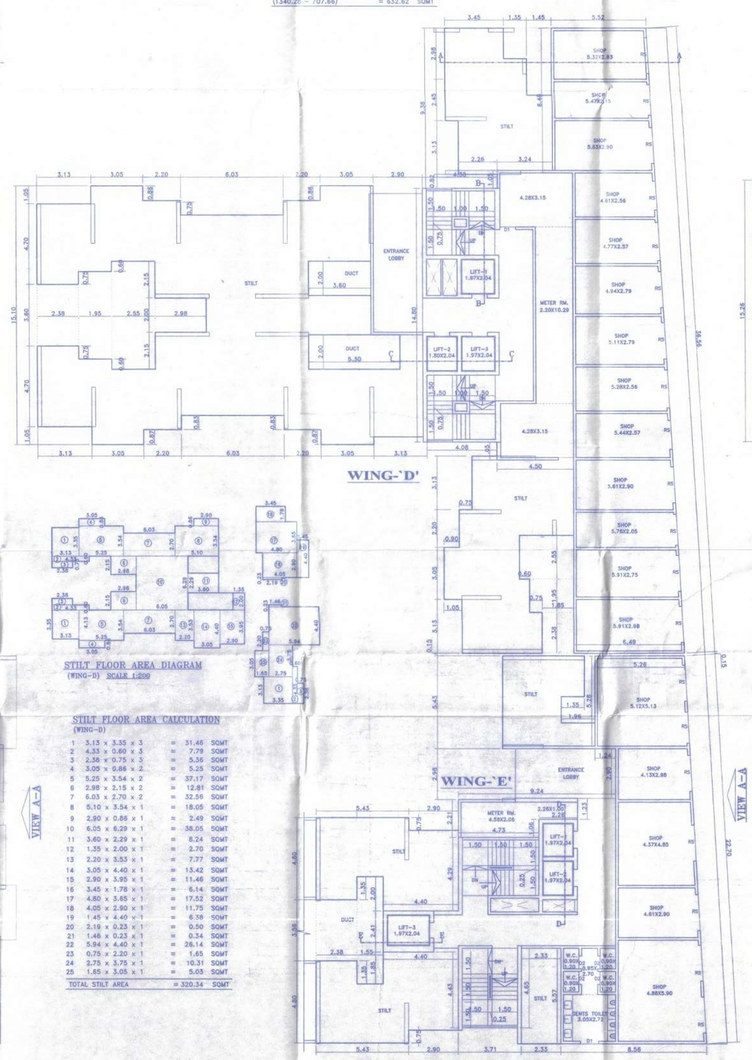

GROUND FLOOR PLAN
SCALE 1:100

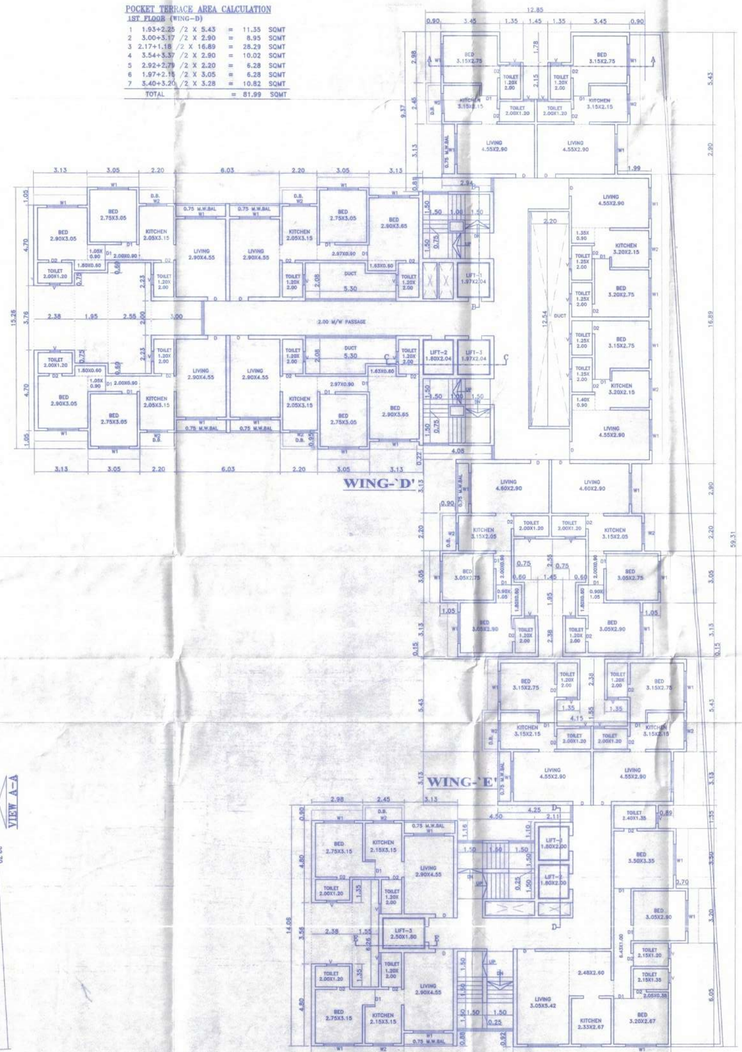

1ST FLOOR PLAN
SCALE 1:100

PROFORMA II

CONTENTS OF SHEET

1ST & 2ND BASEMENT FLOOR PLAN, 2ND TO 7TH&8TH TO 11TH,13TH TO 15TH,17TH & 18TH FLOOR PLAN, AREA DIAGRAM & CALCULATION AREA STATEMENT, PARKING AREA STATEMENT, SCHEDULE OF LIGHT & VENTILATION, SCHEDULE OF DOOR & WINDOWS

CERTIFICATE OF AREA

CERTIFICATE THAT THE PLOT UNDER REFERENCE WAS SURVEYED BY US ON 4.12.2018 AND THE DIMENSIONS OF THE SIDE ENLOP THE PLOT STATED IN THE PLANS ARE AS MEASURED ON SITE AND THE AREA TO WORKED OUT TALLIES WITH THE AREA STATED IN THE DOCUMENTS OF OWNERSHIP / T.P. SCHEME RECORDS LAND RECORDS DEPTT. CITY SURVEY RECORD

Signature of Licensed Surveyor / Engineer
Structural Engineer / [signature]

CERTIFIED THAT THE BUILDING PLANS SUBMITTED FOR APPROVAL SATISFY THE SAFETY REQUIREMENTS FOR STRUCTURES BEING CONSTRUCTED IN SEISMIC ZONE-III IS CORRECT TO THE BEST OF OUR KNOWLEDGE AND UNDERSTANDING. IT IS ALSO CERTIFIED THAT THE STRUCTURAL DESIGN INCLUDING SAFETY FROM NATURAL HAZARDS HAS BEEN PREPARED BY ME / US BY DULY QUALIFIED STRUCTURAL ENGINEER AT LEAST B.E.(CIVIL) OR EQUIVALENT

SIGNATURE OF Registered Engineer

STAMP OF DATE OF RECEIPT OF PLANS

The amended plan duly approved hereinafter Supersedes all the earlier approved plans

THIS PLAN SHALL NOT BE CONSIDERED AS PROOF OF OWNERSHIP FOR ANY DISPUTES IN ANY COURT ON LAW.

Town Planning

STAMP OF APPROVAL OF PLANS

Approved as amended in Subject to the Conditions mentioned in this Office Letter No. VVCMC/TP/ABRIDGED/ VP/ 0607 / 1029 / 2021-22 Date : 06/01/2022

COMMISSIONER
VASAI-VIRAR CITY MUNICIPAL CORPORATION
Tal. (East), Pin No. 401 305, Dist. Palghar.

Certified that the above permission is issued by Commissioner VVCMC, Virar.

Deputy Director,
VVCMC, Virar.

REVISIONS	DESCRIPTION	DATE	SIGNATURE

DESCRIPTION OF PROPOSAL & PROPERTY

PROPOSED RESIDENTIAL BLDGS WITH SHOP LINE ON (NEW) S.NO.165 H.NO.1/A, 1/B, 2,3,4,5,6,7,8,9,10, 165/11/12/13, 169/2/3/165; S.NO.167/1/1, 167/1/2, 167/2; S.NO.168/1, 168/2; S.NO.169/1/1/A, 169/1/2; S.NO.172/1, 172/2 (OLD)S.NO.165 H.NO.1,2,3,4,5,6,7,8,9,10,11,12,13, S.NO.167 H.NO.1,2, S.NO.168 H.NO.1,2; S.NO.169 H.NO.1,2,3; S.NO.173 H.NO.1,2; S.NO.365 AT VILLAGE-BOLINJ, TAL- VASAI, DIST-PALGHAR.

NAME OF OWNER:
M/S. JASAMIT ESTATES PRIVATE LIMITED
DIRECTOR MR. PIYUSH ASHOK MEHTA.

SIGNATURE OF APPLICANT

JOB. NO. 2.P.NO. 4437,3647,4226 V.P.NO. 607 FILE NO-11163	DATE 11/6/2021	EN-CON Architectural & Structural Works Project Consultants 4/706 "D" WING, SATHI PALACE, SAMBHAJI ROAD, VASAI ROAD (WEST)-401 202 PHONE: 022-25323135 E-mail:encon1@rediffmail.com
DRAWING NO.	SCALE AS SHOWN	
NORTH LINE N	DRAWN BY KUNAL	SANJAY S. NARANG REGISTERED ENGINEER (Regn.No.VVCMC/ENGR/091)
	CHECKED BY	