STAMP & DATE OF APPROVAL OF PLAN

1/2

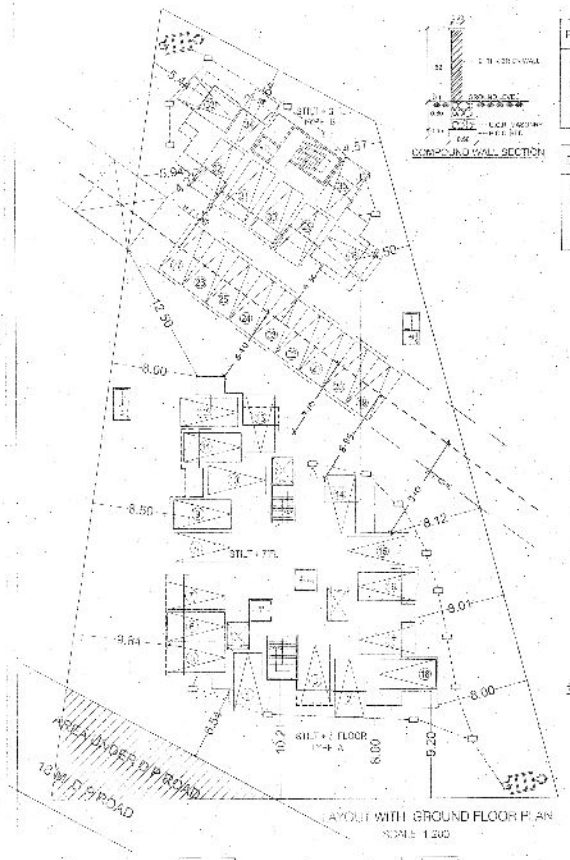

LAYOUT WITH GROUND FLOOR PLAN
SCALE 1:200

COMPOUND WALL SECTION

PLOT AREA CALCULATIONS

ADDITION									
1	1.00	x	10.00	x	0.50	x	NO.	= 5.00	SQMT
2	1.00	x	10.00	x	0.50	x	NO.	= 5.00	SQMT
TOTAL ADDITION								= 10.00	SQMT

D.P. ROAD AREA CALCULATIONS

ADDITION									
1	1.00	x	20.45	x	[illegible]	/	2	= [illegible]	SQMT
TOTAL ADDITION								= [illegible]	SQMT

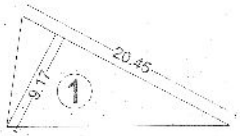

AREA UNDER D.P. ROAD
SCALE 1:200

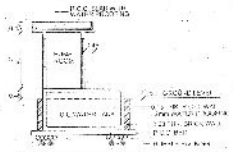

PUMP ROOM & U.G. WATER TANK SECTION

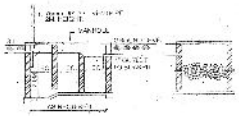

SEPTIC TANK & SOAKPIT SECTION

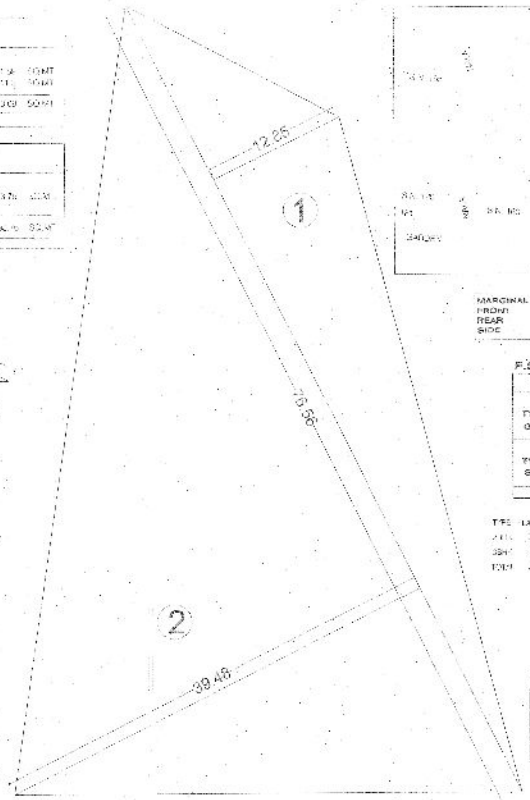

PLOT AREA CALCULATION
SCALE 1:200

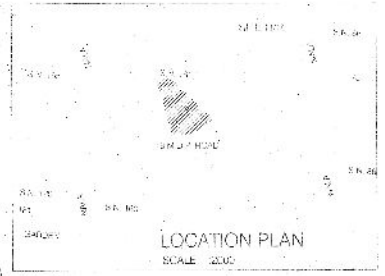

LOCATION PLAN
SCALE 1:200

MARGINAL OPEN SPACES	REQUIRED	PROPOSED
FRONT	6.00 M	6.00 M
REAR	7.50 M	12.50 M
SIDE	7.25 M	8.50 M

F.S.I. SUMMARY IN SQMT.

BLDG.	FLOOR	AREA EXCLUDED	BUILT UP	TOTAL
TYPE 'A' G/R + 7	STILT	.....	.....	
	1ST TO 7TH	3.24 X 8.75 = 28.35	3.24 X 7 = 22.68	
	TOTAL	324.35	158.76	483.11
TYPE 'B' ST + 4	STILT	.....	.....	
	1ST TO 4TH	166.50 X 2 = 333.0	333.0 X 3 = 999.0	
	TOTAL	333.0	999.0	1332.0
TOTAL		2358.17	2214.0	4572.17

TYPE : 1st to 7th
STILT : 1
1st : 1
TOTAL : 8

UNIT AREA STATEMENT		
TYPE A	1BHK	33.12
	1BHK	33.12
	1BHK	40.34
	1BHK	40.34
	1BHK	40.34