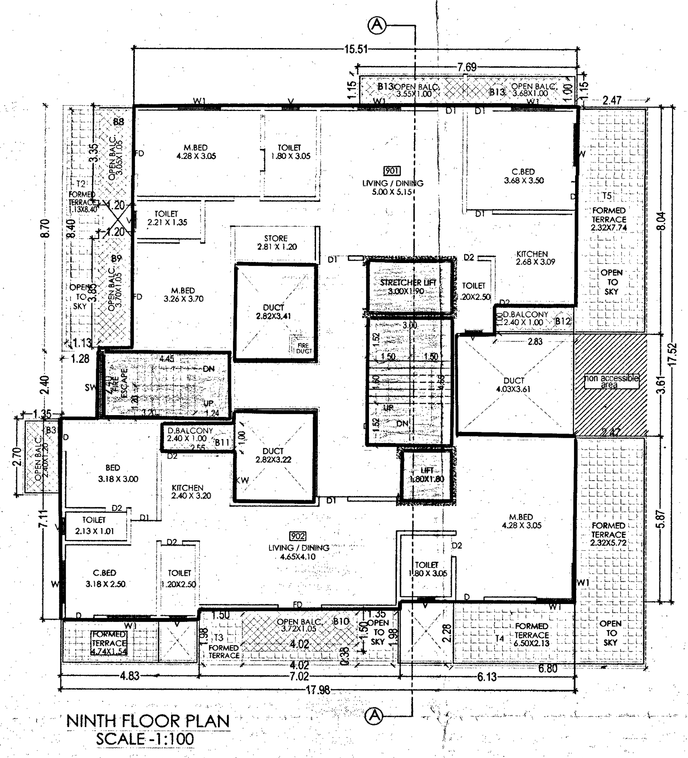

NINTH FLOOR PLAN
SCALE -1:100

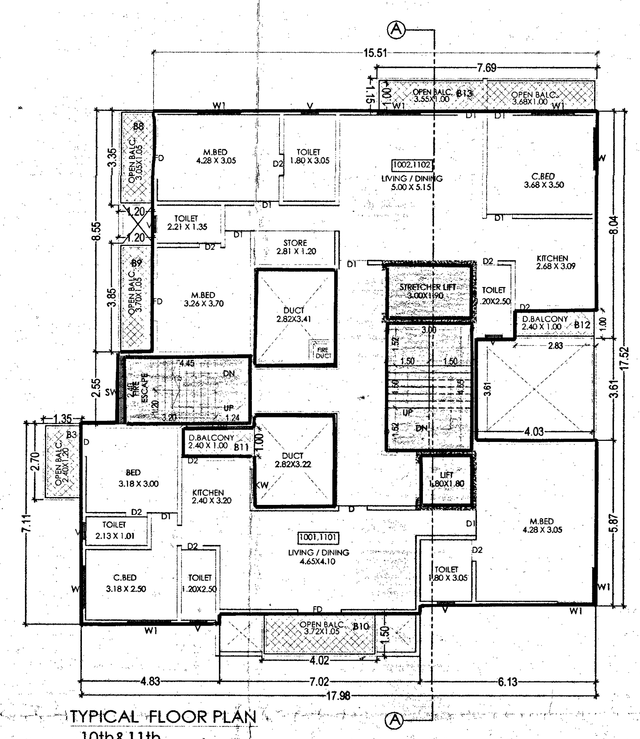

TYPICAL FLOOR PLAN
10th&11th
SCALE -1:100

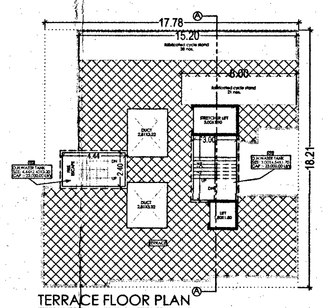

TERRACE FLOOR PLAN
SCALE:-1.200

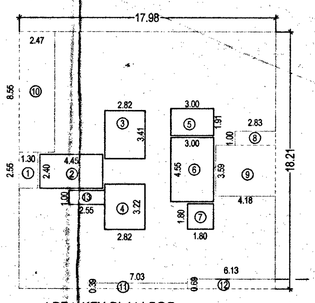

AREA KEY PLAN FOR
9th,10th,&11th, FLOOR

BUILT-UP AREA STATEMENT

AREA OF BLOCK = 17.98 X18.21 = 327.41 SQ.M
(9th,10th &11th)

STANDARD DEDUCTIONS :-

1.	1.30 X 2.55 X 1 =	3.12 SQ.M
2.	4.45 X 2.40 X 1 =	10.68 SQ.M
3.	2.82 X 3.41 X 1 =	9.61 SQ.M
4.	2.82 X 3.22 X 1 =	9.08 SQ.M
5.	3.00 X 1.91 X 1 =	5.73 SQ.M
6.	3.00 X 4.55 X 1 =	13.65 SQ.M
7.	1.80 X 1.80 X 1 =	3.24 SQ.M
8.	2.83 X 1.00 X 1 =	2.83 SQ.M.
9.	4.18 X 3.59 X 1 =	15.01 SQ.M
10.	2.47 X 8.55 X 1 =	21.11 SQ.M
11.	7.03 X 0.39 X 1 =	2.75 SQ.M
12.	6.13 X 0.69 X 1 =	4.22 SQ.M
13.	2.55 X 1.00 X 1 =	2.55 SQ.M
	TOTAL DEDUCTIONS =	103.72 SQ.M
	NET AREA = 327.41 -103.72 =	223.68 SQ.M

F.S.I. STATEMENT (IN SQM.)

FLOOR	PROPOSED RESIDENTIAL	BALCONY PERMI.	BALCONY PROP	TERRACE	STAIRCASE MAIN	STAIRCASE FIRE	LIFT MAIN	LIFT STRET.	LIFT M/C RM MAIN	LIFT M/C RM STRET.	TNMT
FIRST	327.18	49.07	47.88	—	13.65	10.68	3.24	5.70	—	—	04
SECOND	327.18	49.07	47.88	—	13.65	10.68	—	—	—	—	04
THIRD	327.18	49.07	47.88	—	13.65	10.68	—	—	—	—	04
FOURTH	327.18	49.07	47.88	—	13.65	10.68	—	—	—	—	04
FIFTH	327.18	49.07	47.88	—	13.65	10.68	—	—	—	—	04
SIXTH	327.18	49.07	47.88	—	13.65	10.68	—	—	—	—	04
SEVENTH	327.18	49.07	47.88	—	13.65	10.68	—	—	—	—	04
EIGHTH	312.28	46.84	43.47	4.23	13.65	10.68	—	—	—	—	04
NINTH	223.68	33.55	32.53	—	13.65	10.68	—	—	—	—	02
TENTH	223.68	33.55	32.53	—	13.65	10.68	—	—	—	—	02
ELEVENTH	223.68	33.55	32.53	—	13.65	10.68	—	—	—	—	02
TOTAL	3273.58	490.98	476.22	4.23	150.15	117.48	3.24	5.70	—	—	38

PARKING STATEMENT

TYPE OF TENEMENT	REQUIRED CAR	REQUIRED SCOOTER	REQUIRED CYCLE	PROVIDED CAR	PROVIDED SCOOTER	PROVIDED CYCLE
CARPET AREA						
COMMERCIAL AREA (FOR 100.00 sqm.)	03	09	03	00	00	00
	[FOR 3 TENEMENT]					
(AREA BELOW 40-80 sqm.) (32)	02	04	02	32	64	32
	[FOR 2 TENEMENT]					
(AREA BETWEEN 80-150 sqm) (06)	02	02	02	12	12	12
	[FOR 1 TENEMENT]					
TOTAL PARKING				44	76	44
5% OF TOTAL PARKING				02	04	02
TOTAL PARKING				46	80	46
				46X12.50	80X3.00	46 X1.50
TOTAL PARKING AREA = 884.00 SQM				575.00	240.00	69.00
a) PARKING REQUIRED BY RULE				46	80	46
b) PARKING PROVIDED BY RULE				57	93	46

BALCONY AREA STATEMENT

a) PERMISSIBLE BALCONY AREA	490.98
b) PROPOSED BALCONY AREA	476.22
c) EXCESS BALCONY AREA	——

LEGEND

a) PLOT BOUNDRY SHOWN IN BLACK
b) PROPOSED WORK SHOWN IN RED
c) DRAINAGE LINE SHOWN IN RED DOTTED
d) WATERLINE LINE SHOWN IN BLACK DOTTED
f) TO BE DEMOLISHED SHOWN IN YELLOW HATCHED

TERRACE AREACALCULATION

EIGHTH FLOOR TERRACE AREA
T1) 1.20 X 3.53 X 1 = 4.23 SQ.M

NINTH FLOOR TERRACE AREA
T2) 1.28 X 8.70 X 1 = 11.13 SQ.M
T3) 1.50 X 1.98 X 1 = 2.97 SQ.M
4.02 X 0.33 X 1 = 1.32 SQ.M
1.35 X 1.98 X 1 = 2.67 SQ.M
T4) 6.80 X 2.28 X 1 = 15.50 SQ.M
5.87 X 2.47 X 1 = 14.49 SQ.M
T5) 2.47 X 8.04 X 1 = 19.85 SQ.M
67.93 SQ.M

REFUGE AREA CALCULATION BY △ METHOD (8th floor)

FOR BUILDING MORE THAN 24 M IN HEIGHT ,REFUSE AREA OF 1.95SQ.M OR AN AREA EQUIVALENT TO 0.3 SQ.M PER PERSON TO ACCOMMODATE THE OCCUPANTS

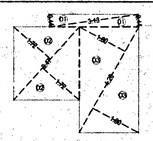

PROPOSED REFUGE AREA
1) 0.50 X 3.13 X 0.44 X 2 = 1.37 SQ.M
2) 0.50 X 3.47 X 1.72 X 2 = 5.96 SQ.M
3) 0.50 X 4.28 X 1.80 X 2 = 7.70 SQ.M
TOTAL = 15.03 SQ.M

PROPOSED REFUGE AREA =15.03 SQM.

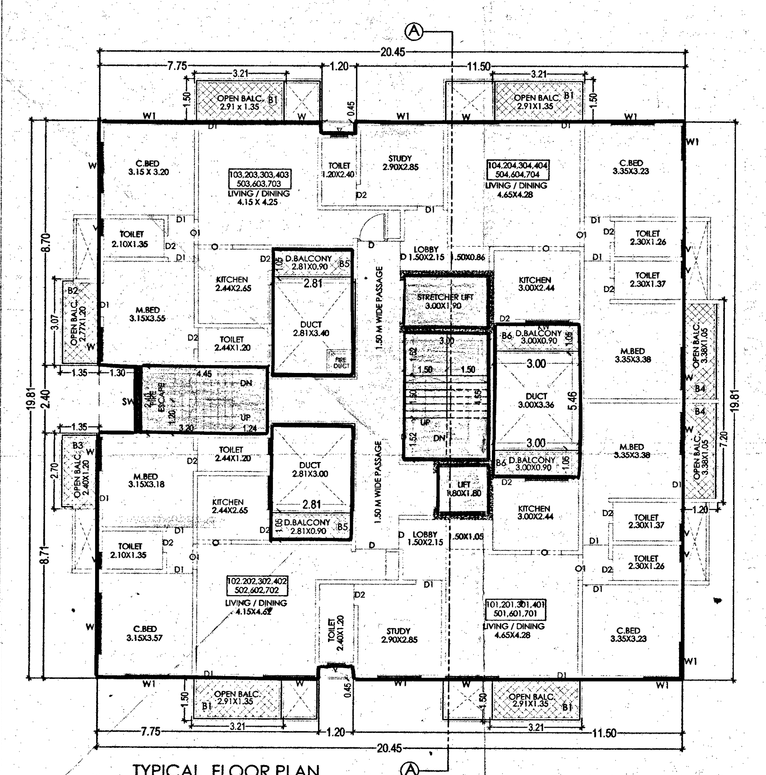

TYPICAL FLOOR PLAN
1st,2nd,3rd,4th,5th,6th&7th
SCALE -1:100

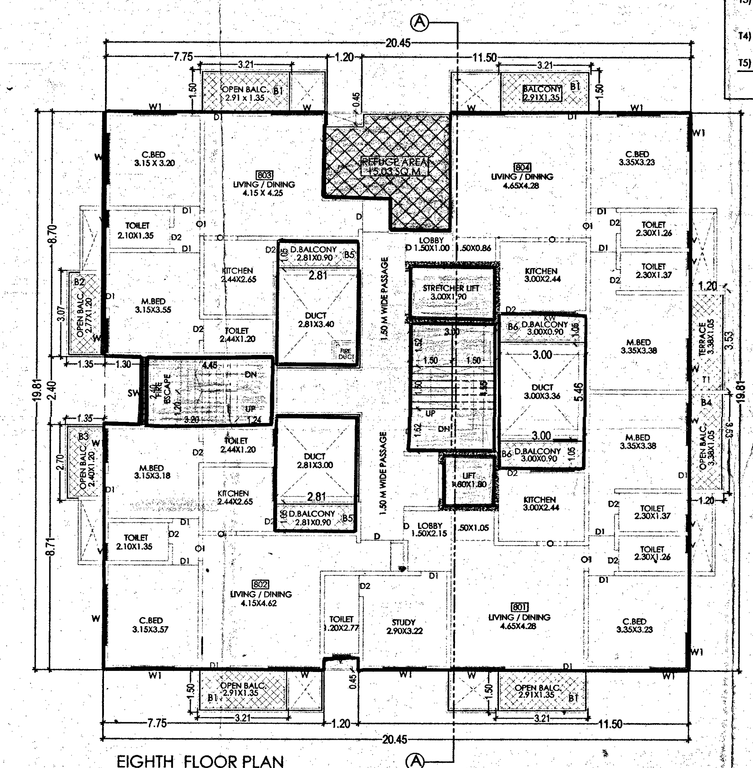

EIGHTH FLOOR PLAN
SCALE -1:100

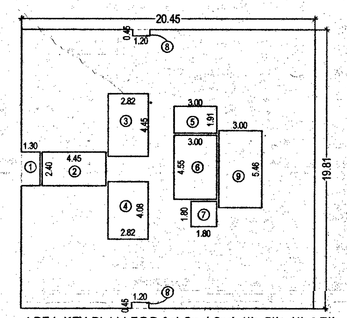

AREA KEY PLAN FOR 1st,2nd,3rd,4th,5th,6th&7th

BUILT-UP AREA STATEMENT

AREA OF BLOCK = 20.45 X19.81 = 405.11 SQ.M
(1st,2nd,3rd,4th,5th,6th&7th)

STANDARD DEDUCTIONS :-

1.	1.30 X 2.40 X 1 =	3.12 SQ.M
2.	4.45 X 2.40 X 1 =	10.68 SQ.M
3.	2.82 X 4.45 X 1 =	12.54 SQ.M
4.	2.82 X 4.08 X 1 =	11.51 SQ.M
5.	3.00 X 1.91 X 1 =	5.73 SQ.M
6.	3.00 X 4.55 X 1 =	13.65 SQ.M
7.	1.80 X 1.80 X 1 =	3.24 SQ.M
8.	1.20 X 0.45 X 2 =	1.08 SQ.M
9.	3.00 X 5.46 X 1 =	16.38 SQ.M
	TOTAL DEDUCTIONS =	77.93 SQ.M
	NET AREA = 405.11 -77.92 =	327.18

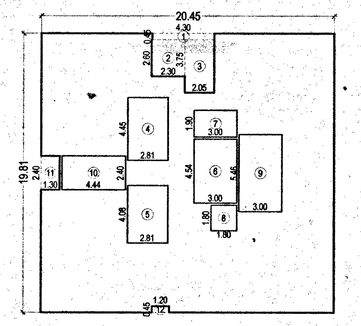

AREA KEY PLAN FOR EIGHTH FLOOR

BUILT-UP AREA STATEMENT :

AREA OF BLOCK = 20.45 X 19.81 = 405.11 SQ.M
(8th FLOOR)

STANDARD DEDUCTIONS :-

1.	4.30 X 0.45 =	1.94 SQ.M
2.	2.30 X 2.60 =	5.98 SQ.M
3.	2.05 X 3.75 =	7.69 SQ.M
4.	2.81 X 4.45 =	12.50 SQ.M
5.	2.81 X 4.08 =	11.46 SQ.M
6.	3.00 X 4.54 =	13.62 SQ.M
7.	3.00 X 1.90 =	5.70 SQ.M
8.	1.80 X 1.80 =	3.24 SQ.M
9.	3.00 X 5.46 =	16.38 SQ.M
10.	4.44 X 2.40 =	10.66 SQ.M
11.	1.30 X 2.40 =	3.12 SQ.M
12.	1.20 X 0.45 =	0.54 SQ.M
	TOTAL STANDARD DEDUCTIONS =	92.83 SQ.M
	NET AREA :405.11 - 92.83=	312.28 SQ.M

BALCONY AREA CALCULATION

PROPOSED BALCONY AREA

1st,2nd,3rd,4th,5th,6th&7th FLOOR	8th FLOOR
B1) 3.21 X 1.50 X 04 = 19.26 SQ.M	B1) 3.21 X 1.50 X 04 = 19.26 SQ.M
B2) 1.35 X 3.07 X 01 = 4.14 SQ.M	B2) 1.35 X 3.07 X 01 = 4.14 SQ.M
B3) 1.35 X 2.70 X 01 = 3.64 SQ.M	B3) 1.35 X 2.70 X 01 = 3.64 SQ.M
B4) 1.20 X 7.20 X 01 = 8.64 SQ.M	B4) 1.20 X 3.53 X 01 = 4.23 SQ.M
B5) 2.81 X 1.05 X 02 = 5.90 SQ.M	B5) 2.81 X 1.05 X 02 = 5.90 SQ.M
B6) 3.00 X 1.05 X 02 = 6.30 SQ.M	B6) 3.00 X 1.05 X 02 = 6.30 SQ.M
TOTAL = 47.88 SQ.M	TOTAL = 43.47 SQ.M

9th,10th,11th FLOOR

B3) 1.35 X 2.70 X 01 = 3.64 SQ.M
B8) 1.20 X 3.35 X 01 = 4.02 SQ.M
B9) 1.20 X 3.85 X 01 = 4.62 SQ.M
B10) 4.02 X 1.50 X 01 = 6.03 SQ.M
B11) 2.55 X 1.00 X 01 = 2.55 SQ.M
B12) 2.83 X 1.00 X 01 = 2.83 SQ.M
B13) 7.69 X 1.15 X 01 = 8.84 SQ.M
TOTAL = 32.53 SQ.M

1ST+2ND+3RD+4TH+5TH+6TH+7TH
8TH+9TH+10TH+11TH = TOTAL BALCONY AREA
47.88+47.88+47.88+47.88+47.88+47.88+47.88
43.47+32.53+32.53+32.53 = 476.22 SQ.M
PERMISSIBLE BALCONY AREA = 490.98 SQM.
PROPOSED BALCONY AREA = 476.22 SQM.

WATER TANK AREA CALCULATION

WATER CAPACITY FOR RESIDENTIAL AREA

38 TENEMENT X 5 PERSONS X 135 ltrs.	= 25,650.00 ltrs.
PROVISION FOR FIRE FIGHTING	= 20,000.00 ltrs.
TOTAL WATER CAPACITY	= 45,650.00 ltrs.
O/H WATER TANK REQUIRED	=45,650.00 ltrs.
O/H WATER TANK PROVIDED	=46,000.00 ltrs.
U/G WATER TANK REQUIRED	=69,000.00 ltrs.
PROVISION FOR FIRE FIGHTING	= 50,000.00 ltrs.
U/G WATER TANK PROVIDED	= 1,19,000.00 ltrs.

SPECIFICATION

RCC FRAME STRUCTURE
0.15mm THK. EXTERNAL & INTERNAL WALLS
EXTERNAL PLASTER 18 MM CEMENT
INTERNAL PLASTER 12 MM NEERU
MARBLE MOSAIC FLOORING
GLAZED TILE DADO IN TOILET
TW FRAMED DOORS
ALUMINUM GLAZED WINDOWS

DOOR / WINDOW SCHEDULE

D	= 1.05 X 2.13	W	= 1.83 X 1.22
D1	= 0.91 X 2.13	W1	= 1.52 X 1.22
D2	= 0.76 X 2.13	SW	= 1.52 X 1.22
O	= 1.05 X 2.13	WK	= 1.52 X 0.91
O1	= 0.91 X 2.13	V	= 0.61 X 0.91

COMPOUND WALL DETAILS

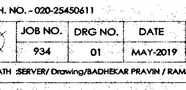

STAMP OF APPROVAL 2/4

BUILDING 'W'

PUNE MUNICIPAL CORPORATION BUILDING CONTROL DEPARTMENT APPROVED PUNE

बुकला नकाशा दि. 9/10/19
APPROVED SUBJECT TO CONDITION
APPROVED UNDER COMMENCEMENT
CERTIFICATE NO. 0563/19
Inspector Deputy Engineer

CERTIFICATE OF AREA

CERTIFIED THAT THE PLOT UNDER REFERENCE WAS SURVEYED BY ME ON SITE AND THE DIMENSIONS OF SIDES ETC OF PLOT STATED ON PLAN ARE AS MEASURED DOCUMENTS T. P. SCHEME RECORD / LAND RECORD DEPT CITY SURVEY RECORDS ON THE SITE AND THE AREA SO WORKED OUT TALLIES WITH THE AREA STATED IN

SIGN. OF ARCHITECT

NAME OF PROJECT

PROPOSED BUILDING ON S.NO.123/A/1/1 + S.NO.123/A/2 AT -KOTHRUD, TAL.HAVELI, DIST PUNE.

NAME OF OWNER

MR. PRAVIN BADEKAR PARTNER.
FOR SPAN PROMOTERS. AND
MR. SUSHIL PATIL PARTNER.
FOR SNEH PARADISE.

SIGNATURE OF OWNER (P.A.H)

BABASAHEB A. DHAVALE
SIGNATURE OF ARCHITECT

BABASAHEB DHAVALE & ASSO.
ARCHITECTURAL, ENGINEERING & INTERIOR CONSULTANT.
PMC L. NO. CE / 651
1+4 FLOOR, VITHAI PLAZA, OPP. VANADEVI TEMPLE, KARVENAGAR, PUNE-52
PH. NO. - 020-25450611

JOB NO.	DRG NO.	DATE	SCALE	DRN BY	CHD BY
934	01	MAY-2019	1:100	JYOTI	D.B.A

934 FILE PATH :SERVER/ Drawing/BADHEKAR PRAVIN / RAMKRUPA SOCIETY(S.NO.123) CORP R2