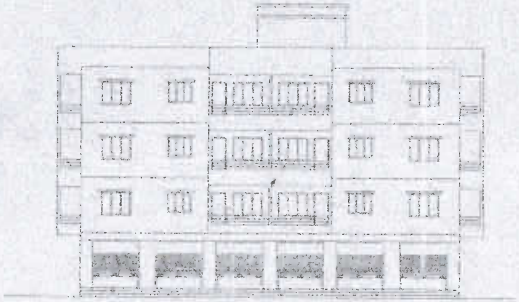

ELEVATION

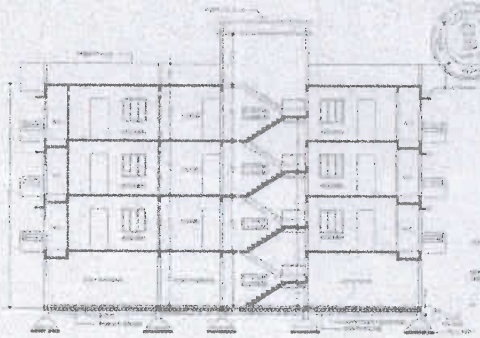

SECTION - AA

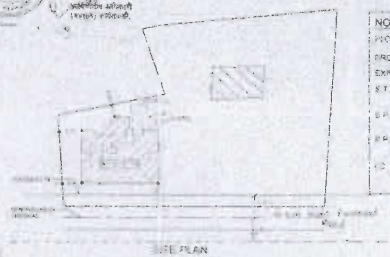

SITE PLAN
(SCALE - 1:500)

NOTES

PLOT BOUNDARY SHOWN

PROPOSED CONSTRUCTION SHOWN

EXISTING CONSTRUCTION SHOWN

S.T. : SEPTIC TANK
OVERALL SIZE - 1.0 X 2.00 X 1.65 - 1 NO.

S.P. (S) : SOAK PIT FOR SURFACE
DIA 1.0 X DEPTH 2.00 - 1.50 X 1.50 - 1 NO.

S.P. (E) : SOAK PIT FOR EFFLUENT
EFFECTIVE SIZE - 1.0 X 2.00 X 1.65 - 1 NO.

I.C. : INSPECTION CHAMBER

DRAINLINE SHOWN

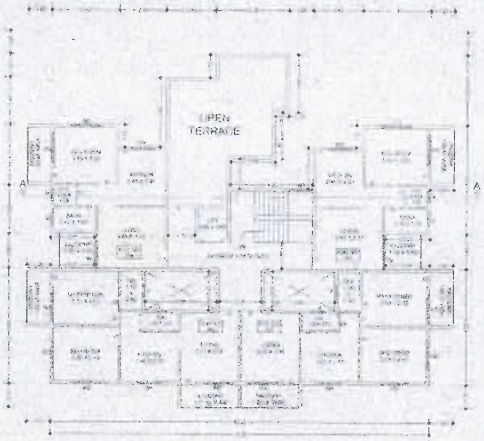

THIRD FLOOR PLAN

SCHEDULE OF OPENINGS

SYMBOL	SIZE	DESCRIPTION
W	[illegible]	WALKING SHUTTER
D	[illegible]	SINGLE LEAF PANELLED DOOR
D1	[illegible]	SINGLE LEAF FLUSH DOOR
D2	[illegible]	SINGLE LEAF FLUSH DOOR
D3	[illegible]	SINGLE LEAF PANELLED DOOR
W1	[illegible]	ALUMINIUM SLIDING WINDOW
W2	[illegible]	ALUMINIUM SLIDING WINDOW
W3	[illegible]	ALUMINIUM SLIDING WINDOW
W4	[illegible]	ALUMINIUM SLIDING WINDOW
V	[illegible]	LOUVERED VENTILATOR

THIRD FLOOR PLAN
(SCALE - 1:250)

BUILT UP AREA STATEMENT
THIRD FLOOR

[illegible]	[illegible]
[illegible]	[illegible]
[illegible]	[illegible]
[illegible]	[illegible]