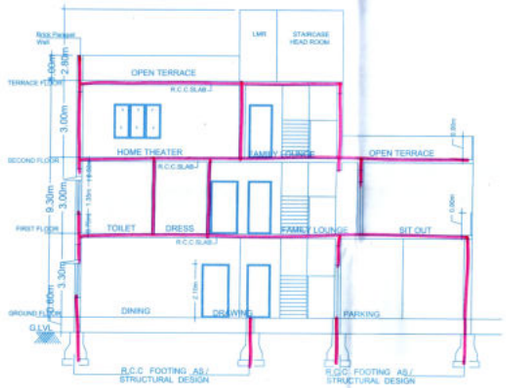

SECTION AT - BB

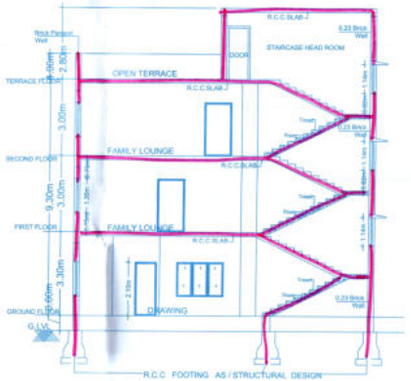

SECTION AT - AA



ELEVATION

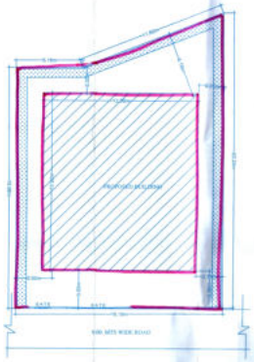

SITE PLAN
SCALE :- 1:200

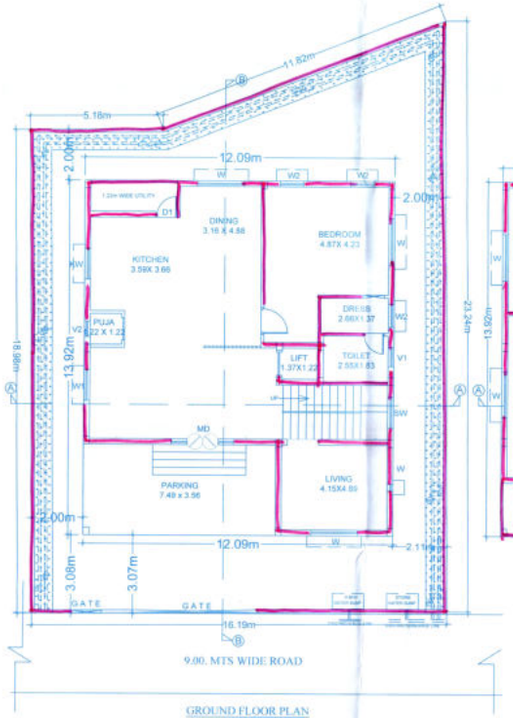

GROUND FLOOR PLAN

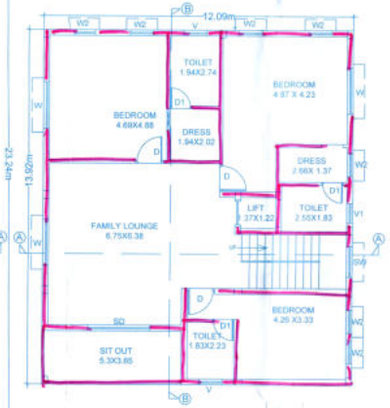

FIRST FLOOR PLAN

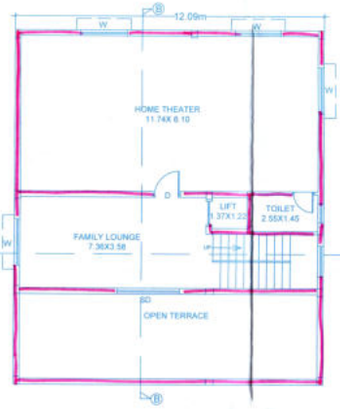

SECOND FLOOR PLAN

TERRACE PLAN

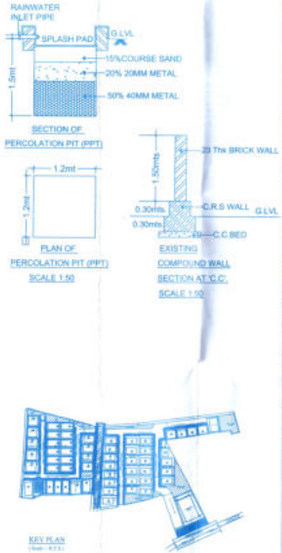

VILLAS No's (43)

TITLE:-

SHEET NO: 15

REVISED PLAN SHOWING THE PROPOSED GATED COMMUNITY VILLAS No's (43) & APARTMENTS(Commercial & Residential), IN SURVEY NOS.139 &140, SITUATED AT KISMATHPUR (V),RAJENDRANAGAR (M) , RANGA REDDY(Dt).

BELONGING TO :

1) M/S.SABA HOUSING (P) LTD.,
REP.BY DEV.AG.CUM GPA HOLDERS.

a. M/S.SHANTA SRIRAM CONSTRUCTIONS (P) LTD.,
REP.BY ITS MD.M.NARSAIAH ,S/O.SRIRAMULU,

b.T.VEERENDER, S/O.T.DEVENDER GOUD

c.M/S.ASHWANTH ESTATES (P) LTD.,
REP.BY ITS MD.T.ASHOK KUMAR, S/O.T.SAYANNA,

d.DR.E.ADI LAKSHMI, W/O. Late DR.T.YADAIAH,

2) M.NARSAIAH, S/O.SRIRAMULU,

3) SWARNA KUMARI, W/O. M.ANKINEEDU VARA PRASAD,

4) M.PRAMOD, S/O.M.PURNACHANDRA RAO.

REFERENCE:

PROPOSED :

EXISTING :

SCALE : 1:100

SPECIFICATIONS:

FOUNDATION	C.R.S MASONARY
BASEMENT	R.C.C [1:2:4]
SUPERSTRUCTURE	R.C.C.COLUMN & BRICK
SLABS ,COLUMNS BEAMS, STAIR CASE , LINTELS, etc.	R.C.C [1:2:4]
PLASTERING	C.M IN 1:6
FLOORING	MARBLE FLOORING
DOORS&WINDOWS	T.WOOD&GLAZED
ELECTRICAL	CONCELED WIRING
SANITARY FITTINGS	AS PER STANDARDS

SCHEDULE OF OPENING :

MAIN DOOR	-MD	: 1.22 X 2.10 mts.	WINDOW	W2	: 0.91 X 1.35 mts.
DOOR	- D	: 1.07 X 2.10 mts.	WINDOW	SW	: 1.22 X 1.35 mts.
DOOR	-D1	: 0.84 X 2.10 mts.	WINDOW	KW	: 1.22 X 1.00 mts.
SLIDING DOOR	- SD	: 2.44 X 2.10 mts.	VENTILATOR	V	: 0.91 X 0.61 mts.
WINDOW	W	: 1.83 X 1.35 mts.	VENTILATOR	V1	: 0.76 X 0.61 mts.
WINDOW	W1	: 1.22 X 1.35 mts.	VENTILATOR	V2	: 0.61 X 0.61 mts.

AREA STATEMENT:

PLOT No.	PLOT AREA (IN Sq.Mts)	GROUND FLOOR (IN Sq.Mts)	FIRST FLOOR (IN Sq.Mts)	SECOND FLOOR (IN Sq.Mts)	Terrace FLOOR (IN Sq.Mts)	TOTAL AREA (IN Sq.Mts)
BLOCK-F						
43	331.0	166.34	166.34	143.64	15.7	496.02

OWNER'S SIGNATURE

1) M. Narsaiah
2)
3)
4) E. Adilakshmi
5) M. Narsaiah
6) M. Swarnakumari
7)

BUILDER'S SIGNATURE

M. Narsaiah

STRUCTURAL ENG.SIGN.

ARCHITECT'S SIGNATURE.