FLOOR WISE FSI STATEMENT TOWER-1								
FLOORS	FSI AREA		LIFT	LIFT M/C ROOM	TENEMENTS	TOTAL FSI AREA	OTHER AREA	CONSTRUCTION AREA
	COMM.	RESI.						
GR. FLOOR	0.00	596.40	12.22	–	2 NOS.	596.40	547.93	1156.55
1ST. FLOOR	0.00	869.59	0.00	–	4 NOS.	869.59	0.00	869.59
2ND. FLOOR	0.00	956.74	0.00	–	4 NOS.	956.74	0.00	956.74
3RD. FLOOR	0.00	956.74	0.00	–	4 NOS.	956.74	0.00	956.74
TERR. FLOOR	0.00	0.00	0.00	12.22	0 NOS.	0.00	290.87	303.19
TOTAL	0.00	3379.47	12.22	12.22	14 NOS.	3379.47	838.90	4242.81

Polygon	Area
A1-Block	1138.63
L1	3.61
L2	3.61
L3	5.00
V1	1.71
V2	0.75
V3	0.74
V4	18.45
V5	15.15
V6	5.28
V7	2.71
V8	0.90
V9	0.94
1	58.06
2	13.47
2a	1.35
3	138.17
4	4.62
5	1.73
6	37.41
7	90.92
8	30.45
8a	13.86
9	22.02
10	11.50
11	19.68
12	4.48
13	4.48
14	19.68
15	11.50
TOTAL	596.40

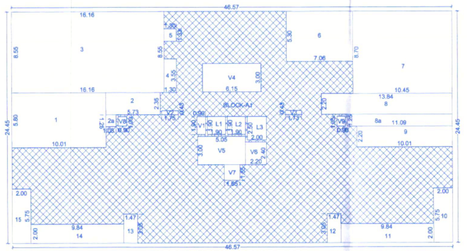

AREA KEY PLAN GROUND FLOOR
(SCALE 1:200)

Polygon	Area
A2-Block	1435.18
L1	3.61
L2	3.61
L3	5.00
V1	1.71
V2	0.75
V3	0.74
V4	18.45
V5	15.15
V6	5.28
V7	2.71
V8	0.90
V9	1.11
V10	7.36
V11	57.43
V12	7.36
V13	0.94
1	11.80
2	22.23
3	1.70
4	22.30
5	19.11
6	10.27
7	3.73
8	22.80
9	48.70
10	8.38
11	22.57
12	19.68
13	4.48
14	14.50
15	4.48
16	19.68
17	44.65
18	25.08
19	12.61
19a	1.35
20	50.99
21	42.39
TOTAL	869.59

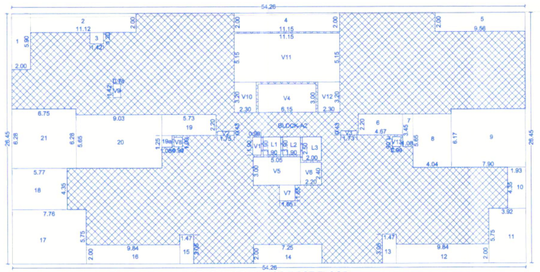

AREA KEY PLAN FOR FIRST FLOOR
(SCALE 1:200)

WATER TANK CALCULATIONS TOWER-1							
OVER HEAD WATER TANK							
TENEMENTS	=						14 NO.
REQUIRED WATER TANK CAPACITY	=	14	X	5	X	135	LI/HD
REQUIRED WATER TANK CAPACITY	=						9450 LTR
WATER REQUIRED FOR FIRE FIGHTING	=						20000 LTR
PROVIDE WATER TANK CAPACITY	=						29450 LTR
UNDER GROUND WATER TANK							
REQUIRED WATER TANK CAPACITY	=	1.5	X				9450 LTR
REQUIRED WATER TANK CAPACITY	=						14175 LTR
WATER REQUIRED FOR FIRE FIGHTING	=						150000 LTR
PROVIDE WATER TANK CAPACITY	=						164175 LTR
							0 LTR
TOTAL WATER REQUIRED (OHT & UGT)	=						193825 LTR

PARKING REQUIREMENTS TOWER-1			
AREA OF TENEMENT	NOS. OF TENEMENT	CAR	SCOOTER
RESIDENTIAL 30 TO 40 SQ.M.	REQUIRED FOR 2	1	2
	0	0	0
RESIDENTIAL 40 TO 80 SQ.M.	REQUIRED FOR 2	1	2
	0	0	0
RESIDENTIAL 80 TO 150 SQ.M.	REQUIRED FOR 1	1	1
	0	0	0
RESIDENTIAL 150 SQ.M. & ABOVE	REQUIRED FOR 1	2	1
	14	28	14
TOTAL		28	14
VISITORS PARKING 5%		1	1
TOTAL PARKING REQUIRED		29	15
SHOPS 100 SQ.M.	REQUIRED FOR 100	2	5
	0	0	0
TOTAL PARKING REQUIRED		29	15

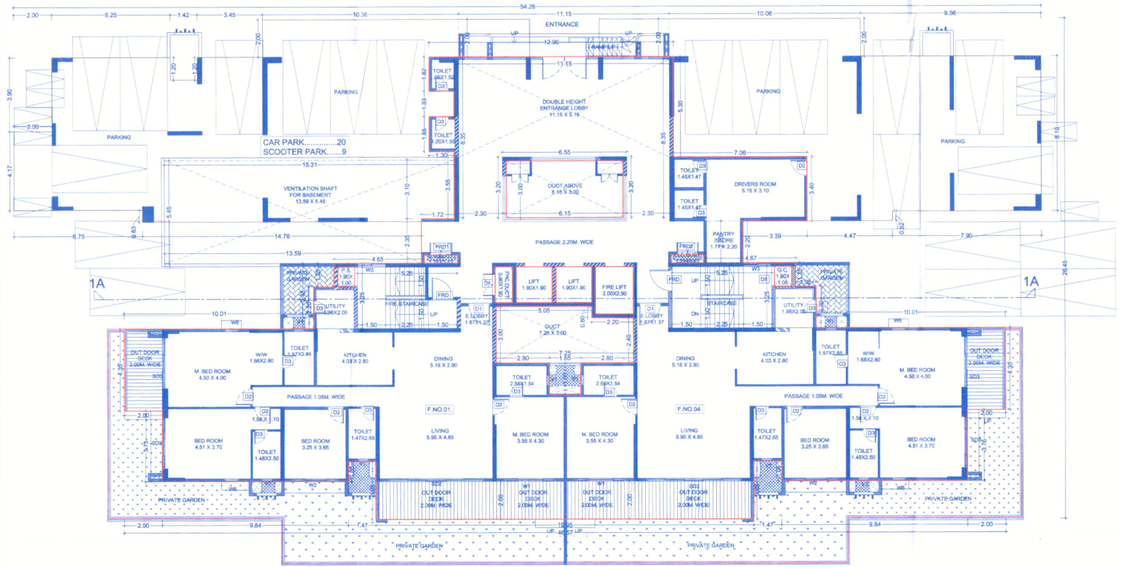

GROUND FLOOR PLAN
(SCALE 1:100)

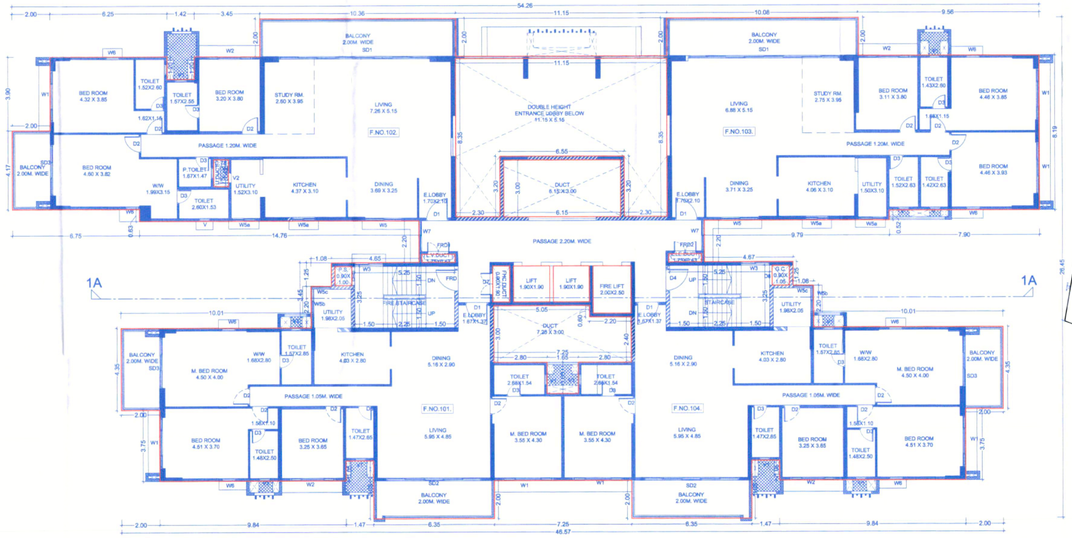

1ST. FLOOR PLAN
(SCALE 1:100)

SCHEDULE OF OPENINGS			
DOOR	WIDTH	HEIGHT	LOCATION
D1	1.20	2.40	LIVING MAIN DOOR
D2	0.90	2.40	BED ROOM
D2A	0.90	2.40	SERVANTS ROOM
D3	0.75	2.40	TOILET
D4	1.20	2.40	FIRE STAIRCASE
FRD-2	1.20	1.80	ELEC. SHAFT
FRD-1	1.20	1.80	LV. SHAFT
D7	1.20	1.80	FIRE SHAFT
D8	1.00	2.40	GARBAGE CHUTE
SD1	8.00	2.40	LIVING BALCONY
SD2	5.00	2.40	LIVING BALCONY
SD3	2.70	2.40	M.BED ROOM BALCONY

SCHEDULE OF OPENINGS			
WINDOW	WIDTH	HEIGHT	TYPE
W1	2.70	2.00	BED ROOM
W2	2.40	2.00	BED ROOM
W3	1.50	1.25	STAIRCASE
W4	1.05	1.25	STAIRCASE
W5	2.00	1.25	DINING ROOM
W5a	1.25	1.25	KITCHEN
W5b	1.45	1.25	UTILITY & DRY BAL.
W5c	1.08	1.25	UTILITY & DRY BAL.
W6	0.75	2.00	BED ROOM
W7	1.62	1.25	LOBBY
W8	1.20	1.25	SERVANT ROOM
V	0.60	1.25	TOILET
V1	0.60	1.80	TOILET
V2	0.60	1.80	UTILITY

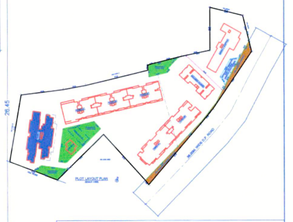

STAMP OF APPROVAL 5 / 30

TOWER-1: PLAN

APPROVED SUBJECT TO CONDITION
APPROVED UNDER COMMENCEMENT CERTIFICATE NO. 01/16241 Dt. 19/08/2024
Building Inspector (Jr.Engg./Sect. Engg.) — Deputy Engineer
BUILDING PERMISSION DEPT. - ZONE-2, P.M.C.

PUNE MUNICIPAL CORPORATION BUILDING CONSTRUCTION DEPARTMENT APPROVED PUNE

PROJECT TITLE :-

PROPOSED RESIDENTIAL CUM COMMERCIAL DEVELOPMENT ON S.NO. 31/32A/1/6B/2/10A/2A/13/PLOT-A AT VILLAGE VADGAON BUDRUK, TALUKA : HAVELI, DISTRICT : PUNE

OWNER NAME :- **SIGN**

THE INDIAN HUME PIPE COMPANY LTD
THROUGH POA KALPATARU LTD.

ARCHITECT **SIGN**

BHURAT CONSULTANCY SERVICES PVT. LTD.
AR. DEEPESH P. BHURAT

OFFICE NO. 08, 3RD FLOOR, CHANDRASEN APARTMENT, PRABHAT ROAD, OPP.PRESIDENT HOTEL, ERANDWANE, PUNE - 411004
EMAIL ID :-landmarkplanners@gmail.com

DWG.NO	DATE	SCALE	DEALT BY	REVISION	NORTH
257-BD-R00	10/07/2024	AS SHOWN	RAHUL	R-00	

PATH:- COMP-B2/Vishu/Kalpataru group/IHP/08-02-2022/Phase-1/
05_Corporation Drawings/20240710_257-R00-IHP-1-S.D.