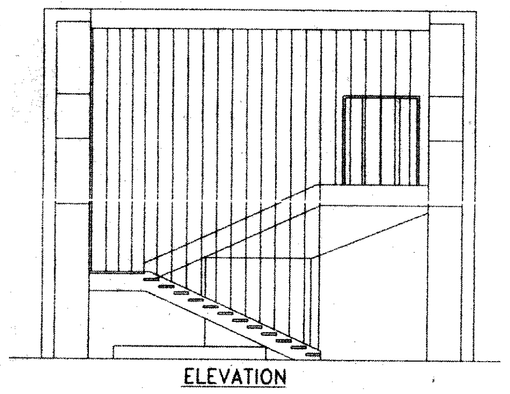

ELEVATION

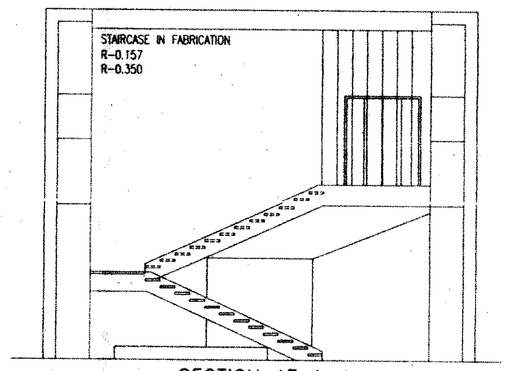

SECTION AT A-A

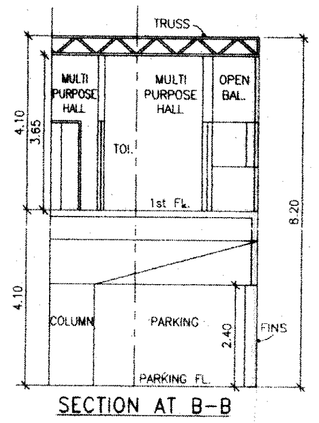

SECTION AT B-B

STAIRCASE AREA CALCULATION

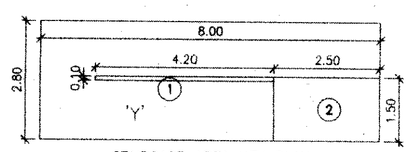

STAIRCASE AREA KEY PLAN
(SCALE-1:100)

AREA OF BLOCK 'Y'

8.00 × 2.80 = 22.40 SQM.

1) 4.20 × 0.10 = 0.42 SQM.
2) 2.50 × 1.50 = 3.75 SQM.

TOTAL = 22.24 SQM.

STAIRCASE AREA

22.40 − 4.17 = 18.23 SQM.

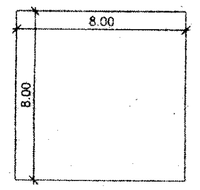

AREA KEY PLAN
(1st FL. SCALE-1:200)

8.00 × 8.00 = 64.00 SQM.

B'UP AREA AT 1st FLOOR = 64.00 SQM.

BALCONY AREA CALCULATION

2.80 × 1.00 × 1 = 2.80 SQM.
1.10 × 3.00 × 2 = 6.60 SQM.

TOTAL = 9.40 SQM.

STATEMENT

FLOORS	B'UP	OPEN BALCONY	STAIRCASE	GR.COVERAGE	COV.PARKING
GROUND	–	–	18.23		
1st	64.00	9.40	–		
TOTAL	64.00	9.40	18.23	64.00	45.71

PARKING AREA STATEMENT

	CAR	SCOOTER	CYCLE
CLUB HOUSE B'UP AREA (64.00 SQM.) (FOR EVERY 100.00 SQM.) 1 4 2	1	4	2

CAR − 1 × 12.50 = 12.50 SQM.
SCOOTER − 4 × 3.00 = 12.00 SQM.
CYCLE − 2 × 1.40 = 2.80 SQM.

TOTAL = 27.30 SQM.

PARKING AREA REQUIRED = 27.30 SQM.
PARKING AREA PROVIDED = 45.71 SQM.

COVERED PARKING AREA CALCULATION

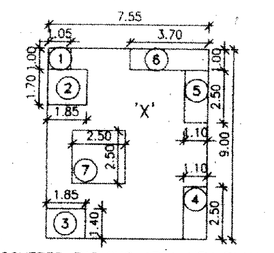

COVERED PARKING AREA KEY PLAN
(SCALE-1:200)

AREA OF BLOCK 'X'

7.55 × 9.00 = 67.95 SQM.

1) 1.05 × 1.00 = 1.05 SQM.
2) 1.85 × 1.70 = 3.15 SQM.
3) 1.85 × 1.40 = 2.59 SQM.
4) 1.10 × 2.50 = 2.75 SQM.
5) 1.10 × 2.50 = 2.75 SQM.
6) 3.70 × 1.00 = 3.70 SQM.
7) 2.50 × 2.50 = 6.25 SQM.

TOTAL = 22.24 SQM.

COVERED PARKING AREA

67.95 − 22.24 = 45.71 SQM.

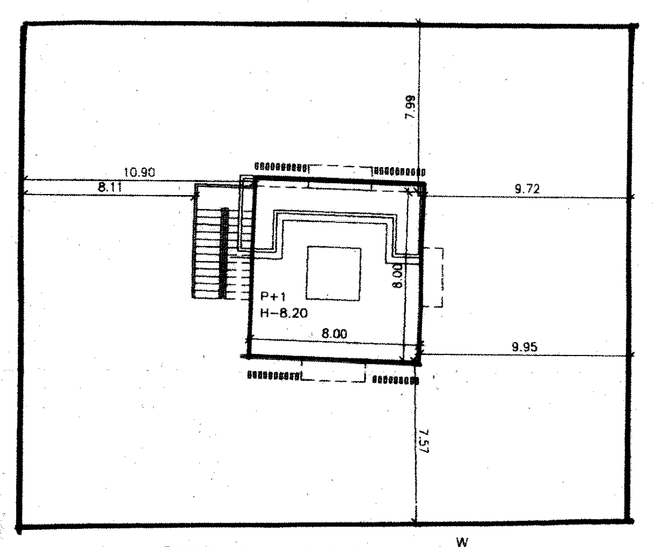

BUILDING LAYOUT PLAN
(CLUB HOUSE SCALE-1:200)

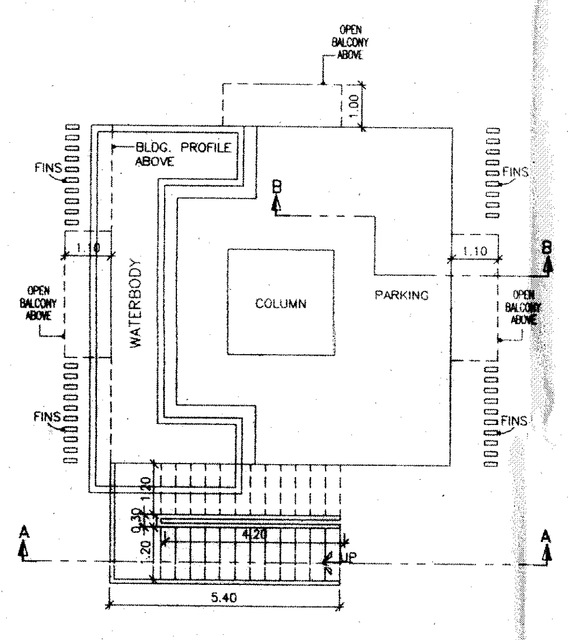

GROUND FLOOR PLAN

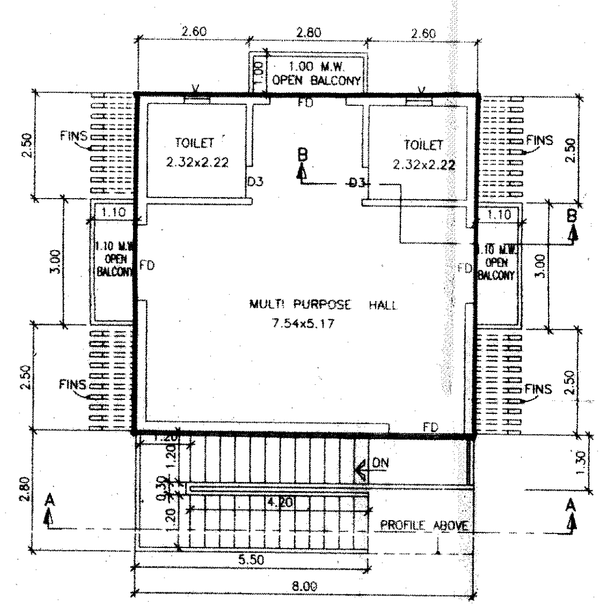

FIRST FLOOR PLAN

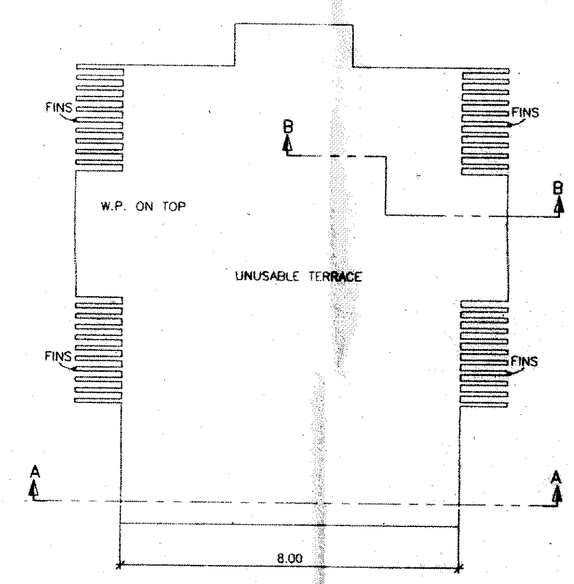

TERRACE FLOOR PLAN

BRIEF SPECIFICATIONS

* FOUNDATION UP TO HARD STRATA. * R.C.C. FRAME STRUCTURE.
* EXTERNAL 0.15 AND INTERNAL WALL 0.10 THK.
* EXTERNAL SAND FACED PLASTER, & INTERNAL NEERU FINISHED CEMENT PLASTER. * T. W. DOORS & M. S. GLAZED WINDOWS.
* M. M. TILE FLOORING IN ALL ROOMS. * GLAZED TILE DADO TO TOILETS.

NOTES

* DRAWINGS ARE PREPARED ON BASIS OF DOCUMENTS PROVIDED/SUBMITTED BY OWNER/P.M.C. THE PROCUREMENT AND CONTENTS OF DOCUMENTS PROVIDED IS SOLE RESPONSIBILITY OF THE OWNER/P.M.C. THE LIABILITY OF ARCHITECT IS RESTRICTED TO PURELY ARCHITECTURAL DOCUMENTS ONLY.

THIS DRAWING IS THE SOLE PROPERTY OF THE ARCHITECT. IT MUST NOT BE COPIED OR REPRODUCED IN ANYWAY OR MADE ACCESSIBLE TO THIRD PARTY WITHOUT THE WRITTEN APPROVAL OF THE OWNER.

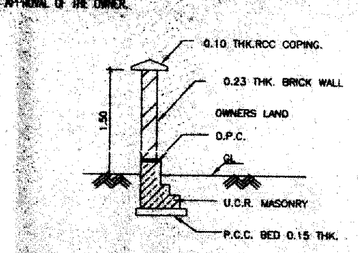

COMPOUND WALL SECTION

STAMP OF APPROVAL

CLUB HOUSE

Sanctioned No BP/P'saudagar/394/2015 subject to conditions mentioned in the office order No ezen dated:- 8/11/2015

Plan Pri
Date:- 8/11/2015

SEAL P.C.M.C

o.c.signed by.city Engineer

S/d-XXX
For-city Engineer
P.C.M.C

TRUE COPY
Sanction No. BP/P'saudagar/394/2015
Date 4 . 11 . 2015

Hemhanth
Check Incharge

HOD/Licensing

Signature of Architect
Shashank Phadke
For Solespace Liaisoning
& Consulting Architect

* OPENSPACE AREA	675.00	SQM.
* PERMISSIBLE F.S.I.	67.50	SQM.
If structure G+1 ground fl. =10% upper fl. = 5% If structure P+1 upper fl. =10%		
* PERMISSIBLE CLUBHOUSE AREA	67.50	SQM.
* PROPOSED CLUBHOUSE AREA	64.00	SQM.
* TOTAL PROPOSED AREA	64.00	SQM.
* TOTAL B'UP AREA	64.00	SQM.
* TOTAL F.S.I. CONSUMED	0.948	
* PERMISSIBLE GROUND COVERAGE 67.50 (10%)	67.50	SQM.
* PROPOSED GROUND COVERAGE	64.00	SQM.
* TOTAL GROUND COVERAGE	64.00	SQM.

LEGEND

PLOT BOUNDARY SHOWN THICK BLACK	
PROPOSED WORK SHOWN RED	
DRAINAGE LINE SHOWN RED (DOTTED)	
WATER LINE SHOWN BLACK (DOTTED)	
EXISTING WORK TO BE RETAINED BLUE	
EXISTING WORK TO BE DEMOLISHED YELLOW	

PROJECT

PROPOSED CLUBHOUSE ON S.NO. 76(P), C.T.S. NO. 1078(P),1080(P),1088 (P),1089(P) AT PIMPLE SAUDAGAR PUNE

OWNER'S SIGN. NAME & ADDRESS

FOR RAVIRAJ VENTURE.
MR. RAVI SAKALA.

Scale	1:100 1:500	REVISION
Date	10-07-15	
Drg. No.		
Job No.	P-232	
Draft	Deepu	
Checked		

solespace
liaisoning & consulting architects.
(a division of solespace)
1st floor, 1087, near hope hotel, Pimpri, Pune-411 018.
tel./fax:-(020) 27456065/66, 65101456