AMEND-1_DWG.

CHE/WSII/4643/R/N/337(New) | SHEET NO.- 4 / 5

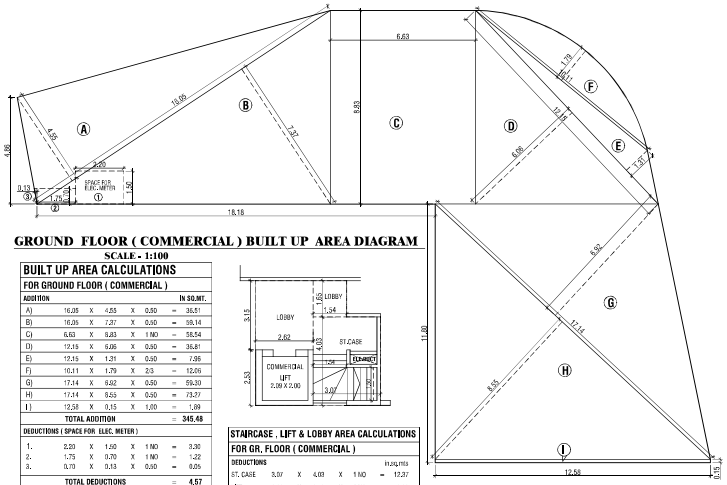

GROUND FLOOR (COMMERCIAL) BUILT UP AREA DIAGRAM

SCALE - 1:100

BUILT UP AREA CALCULATIONS

FOR GROUND FLOOR (COMMERCIAL)

ADDITION							IN SQ.MT.
A)	16.05	X	4.55	X	0.50	=	36.51
B)	16.05	X	7.37	X	0.50	=	59.14
C)	6.63	X	8.83	X	1 NO	=	58.54
D)	12.15	X	6.06	X	0.50	=	36.81
E)	12.15	X	1.21	X	0.50	=	7.36
F)	10.11	X	1.79	X	2/3	=	12.06
G)	17.14	X	8.62	X	0.50	=	59.30
H)	17.14	X	8.55	X	0.50	=	73.27
I)	12.58	X	0.15	X	1.00	=	1.89
TOTAL ADDITION						=	345.48
DEDUCTIONS (SPACE FOR ELEC. METER)							
1.	2.00	X	1.50	X	1 NO	=	3.00
2.	1.75	X	0.70	X	1 NO	=	1.22
3.	0.13	X	0.13	X	0.50	=	0.05
TOTAL DEDUCTIONS						=	4.57
TOTAL NET BUILT UP AREA GROUND FLOOR [345.48 - 4.57]						=	340.91 sq.MT.

STAIRCASE , LIFT & LOBBY AREA CALCULATIONS

FOR GR. FLOOR (COMMERCIAL)

DEDUCTIONS							IN SQ.MTS
ST. CASE	3.07	X	4.03	X	1 NO	=	12.37
LIFT	2.62	X	2.53	X	1 NO	=	6.63
LOBBY	2.62	X	3.15	X	1 NO	=	8.25
	1.54	X	1.65	X	1 NO	=	2.54
TOTAL ST.CASE,LIFT,LIFTLOBBY AREA 1ST FLOOR						=	29.79 sq.mt

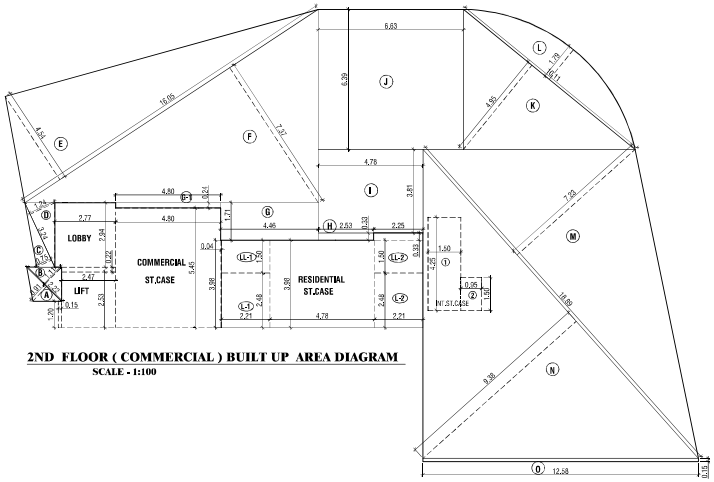

2ND FLOOR (COMMERCIAL) BUILT UP AREA DIAGRAM

SCALE - 1:100

BUILT UP AREA CALCULATIONS

FOR 2ND FLOOR (COMMERCIAL)

ADDITION							IN SQ.MT.
A)	2.22	X	0.91	X	0.50	=	1.01
B)	2.22	X	1.11	X	0.50	=	1.23
C)	3.24	X	0.75	X	0.50	=	1.22
D)	3.24	X	1.24	X	0.50	=	2.01
E)	16.05	X	4.54	X	0.50	=	36.43
F)	16.05	X	7.37	X	0.50	=	59.14
(C-1)	4.80	X	0.24	X	1.00	=	1.15
G)	4.46	X	1.71	X	1.00	=	7.62
H)	2.53	X	0.33	X	1.00	=	0.83
I)	4.78	X	3.81	X	1.00	=	18.21
J)	6.63	X	6.39	X	1.00	=	42.36
K)	10.11	X	6.95	X	0.50	=	35.07
L)	10.11	X	1.79	X	2/3	=	12.06
M)	16.89	X	7.23	X	0.50	=	60.98
N)	16.89	X	9.38	X	0.50	=	79.19
O)	12.58	X	0.15	X	1.00	=	1.89
TOTAL ADDITION						=	367.05
TOTAL NET BUILT UP AREA 2nd FLOOR						=	367.05 sq.MT.

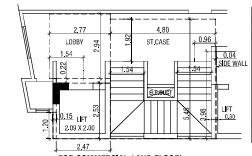

FOR COMMERCIAL (2ND FLOOR)
STAIRCASE , LIFT & LOBBY LINE AREA DIAGRAM

STAIRCASE , LIFT & LOBBY AREA CALCULATIONS

FOR 2ND FLOOR (COMMERCIAL)

DEDUCTIONS							IN SQ.MTS
ST. CASE	4.80	X	5.45	X	1 NO	=	26.16
ST. WALL	0.04	X	3.98	X	1 NO	=	0.16
LIFT	2.47	X	2.53	X	1 NO	=	6.25
	0.15	X	1.20	X	1 NO	=	0.18
LOBBY	2.47	X	0.22	X	1 NO	=	0.54
	2.77	X	2.94	X	1 NO	=	8.14
TOTAL ST.CASE,LIFT,LIFTLOBBY AREA 1ST FLOOR						=	41.43 sq.mt

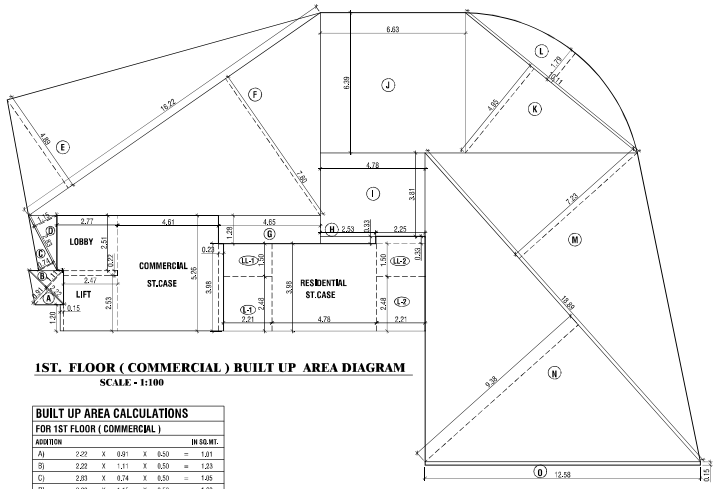

1ST. FLOOR (COMMERCIAL) BUILT UP AREA DIAGRAM

SCALE - 1:100

BUILT UP AREA CALCULATIONS

FOR 1ST FLOOR (COMMERCIAL)

ADDITION							IN SQ.MT.
A)	2.22	X	0.91	X	0.50	=	1.01
B)	2.22	X	1.11	X	0.50	=	1.23
C)	2.83	X	0.74	X	0.50	=	1.05
D)	2.83	X	1.15	X	0.50	=	1.63
E)	16.22	X	4.89	X	0.50	=	39.65
F)	16.22	X	7.80	X	0.50	=	61.63
G)	4.65	X	1.28	X	1.00	=	5.95
H)	2.53	X	0.33	X	1.00	=	0.83
I)	4.78	X	3.81	X	1.00	=	18.21
J)	6.63	X	6.39	X	1.00	=	42.36
K)	10.11	X	4.95	X	0.50	=	25.02
L)	10.11	X	1.79	X	2/3	=	12.06
M)	16.89	X	7.23	X	0.50	=	60.98
N)	16.89	X	9.38	X	0.50	=	85.59
O)	12.58	X	0.15	X	1.00	=	1.89
TOTAL ADDITION						=	369.39
TOTAL NET BUILT UP AREA 1st FLOOR						=	369.39 sq.MT.

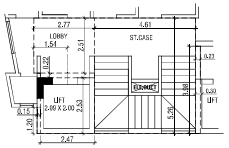

STAIRCASE , LIFT & LOBBY AREA CALCULATIONS

FOR 1ST FLOOR (COMMERCIAL)

DEDUCTIONS							IN SQ.MTS
ST.CASE	4.61	X	5.26	X	1 NO	=	24.25
ST. WALL	0.23	X	3.98	X	1 NO	=	0.92
LIFT	2.47	X	2.53	X	1 NO	=	6.25
	0.15	X	1.20	X	1 NO	=	0.18
LOBBY	2.47	X	0.22	X	1 NO	=	0.54
	2.77	X	2.51	X	1 NO	=	6.95
TOTAL ST.CASE,LIFT,LIFTLOBBY AREA 1ST FLOOR						=	39.09 sq.mt

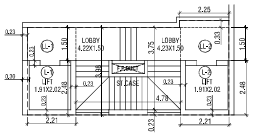

STAIRCASE , LIFT & LOBBY AREA CALCULATIONS

FOR 1ST. & 2ND FLOOR (RESIDENTIAL) WITHOUT PREMIUM

DEDUCTIONS							IN SQ.MTS
ST.CASE	4.78	X	3.98	X	1 NO	=	19.02
L-1	2.21	X	2.48	X	1 NO	=	5.48
LL-1	2.21	X	1.50	X	1 NO	=	3.31
L-2	2.21	X	2.48	X	1 NO	=	5.48
LL-2	2.21	X	1.50	X	1 NO	=	3.31
	2.75	X	0.33	X	1 NO	=	0.74
TOTAL ST.CASE,LIFT,LIFTLOBBY AREA 1ST FLOOR (WITHOUT PREMIUM)						=	37.34 sq.mt

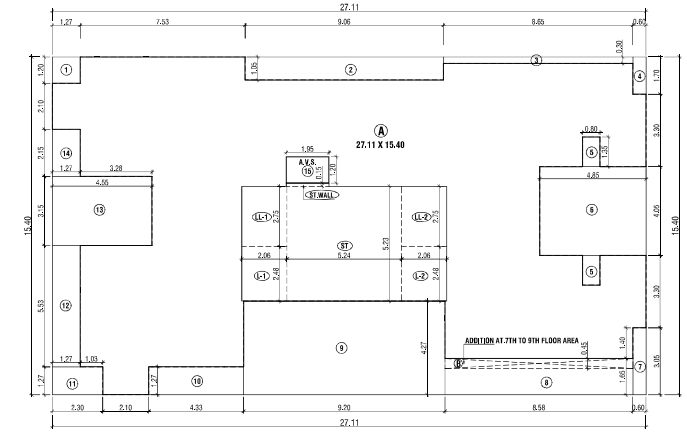

BUILT UP AREA DIAGRAM
FOR 3rd TO 6th FLOOR (RESIDENTIAL)

SCALE - 1:100

BUILT UP AREA CALCULATIONS

FOR 3rd TO 6th FLOOR

ADDITION							IN SQ.MT.
A)	27.11	X	15.40	X	1 NO	=	417.49
TOTAL ADDITION						=	417.49
DEDUCTIONS							
1)	1.27	X	1.20	X	1 NO	=	1.52
2)	9.06	X	1.05	X	1 NO	=	9.51
3)	8.65	X	0.30	X	1 NO	=	2.60
4)	0.60	X	1.70	X	1 NO	=	1.02
5)	0.80	X	1.35	X	2 NO	=	2.16
6)	4.85	X	4.05	X	1 NO	=	19.64
7)	0.60	X	3.05	X	1 NO	=	1.83
8)	5.58	X	1.65	X	1 NO	=	14.16
9)	9.20	X	4.27	X	1 NO	=	39.28
10)	4.33	X	1.27	X	1 NO	=	5.50
11)	2.30	X	1.27	X	1 NO	=	2.92
12)	1.27	X	5.53	X	1 NO	=	7.02
13)	4.55	X	3.15	X	1 NO	=	14.33
14)	1.27	X	2.15	X	1 NO	=	2.73
15)	A.V.S.	1.95	X	1.20	X	1 NO	=	2.34
TOTAL DEDUCTIONS						=	125.56
TOTAL GROSS BUILT UP AREA [417.49 - 125.56]						=	292.93

STAIRCASE , LIFT & LOBBY AREA CALCULATIONS

DEDUCTIONS							
ST.	5.24	X	5.23	X	1 NO	=	27.41
ST. WALL	1.95	X	0.15	X	1 NO	=	0.29
L-1	2.06	X	2.48	X	1 NO	=	5.11
LL-1	2.06	X	2.75	X	1 NO	=	5.67
L-2	2.06	X	2.48	X	1 NO	=	5.11
LL-2	2.06	X	2.75	X	1 NO	=	5.67
TOTAL DEDUCTIONS						=	49.26
TOTAL NET BUILT UP AREA PER FLOOR [292.93 - 49.26]						=	241.67

BUILT UP AREA CALCULATIONS

FOR 7th TO 9th FLOOR

							IN SQ.MT.
AS PER 3RD TO 6TH FLOOR AREA						=	241.67
ADDITION							
B)	6.58	X	0.45	X	1 NO	=	3.86
TOTAL ADDITION						=	3.86
TOTAL NET BUILT UP AREA PER FLOOR [241.67 + 3.86]						=	245.53

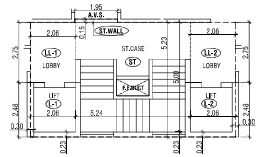

FOR RESIDENTIAL
STAIRCASE , LIFT & LOBBY LINE AREA DIAGRAM
FOR 3RD TO 9TH FLOOR

SCALE - 1:100

STAIRCASE , LIFT & LOBBY AREA CALCULATIONS

DEDUCTIONS							IN SQ.MTS
ST.	5.24	X	5.23	X	1 NO	=	27.41
ST. WALL	1.95	X	0.15	X	1 NO	=	0.29
L-1	2.06	X	2.48	X	1 NO	=	5.11
LL-1	2.06	X	2.75	X	1 NO	=	5.67
L-2	2.06	X	2.48	X	1 NO	=	5.11
LL-2	2.06	X	2.75	X	1 NO	=	5.67
TOTAL ST.CASE,LIFT,LIFTLOBBY AREA PER FLOOR (3RD TO 9TH FLOOR)						=	49.26 sq.mt

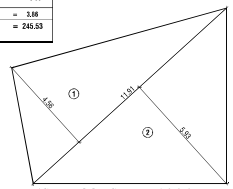

1ST. FLOOR Shop No.1,2,3 & 4
Builtup Area Diagram

BUILT UP AREA CALCULATIONS

FOR 1ST FLOOR SHOP No.1,2,3&4

DEDUCTIONS							IN SQ.MTS
1.	11.91	X	4.56	X	0.50	=	27.15
2.	11.91	X	5.93	X	0.50	=	35.31
TOTAL AREA						=	62.46 sq.mt

SANITARY STATEMENT

DCPR-2034,Reg.no.36,Table-13.9c, no.5(b)

FLOOR	BUILT UP AREA PER FLOOR	TOTAL NOS OF PERSONS REQD.	NOS OF W.C. REQD. FOR MALE	NOS OF W.C. REQD. FOR FEMALE	NOS OF URINAL REQD. FOR MALE	
1ST FLOOR	62.46 sq.mts	16.6% PER 100sq.mt. = 62.46 x16.6/100 = 10.36 say=10.00 RATIO = 50% Male RATIO = 50% Female	ONE FOR 25PERSONS = 5.0 / 25 = 0.20	ONE FOR 15PERSONS = 5.0 / 15 = 0.33	ONE FOR 25PERSONS = 5.0 / 25 = 0.20	
		MALE	FEMALE	REQD.	PROVI.	REQD.	PROVI.	REQD.	PROVI.
		5.00	5.00	1.00	1.00	1.00	1.00	1.00	1.00

FORM - II

CONTENTS OF SHEET :

BUILT UP AREA DIAGRAM & CALCULATION

DESCRIPTION OF PROPOSAL AND PROPERTY

PROPOSED REDEVELOPMENT OF RESIDENTIAL / COMMERCIAL BUILDING ON PLOT BEARING CTS No.856-A, OF VILLAGE- DAHISAR, DAHISAR - WEST, MUMBAI- 400066.

NAME ADDRESS & SIGNATURE OF OWNER / DEVELOPER

Mr. Nipun I. Thakkar
Sole Proprietor of
M /s. Ami Corporation.
301,CIB Industrial Estate
Ramchandra Lane Extn,Kanchpada Malad (Malad (West) Mumbai - 400 064

NIPUN ISHWARDA S THAKKAR
OWNER / DEVELOPER SIGNATURE

Job no.	Drawing No.	Scale No.	Dawn By	Checked By	Date No.
		1:100	SHOBHNATH	Swati	06-02-2023

NAME ADDRESS & SIGNATURE OF LICENSED ARCHITECT

MANISH SHAH
ARCHITECT & PROJECT CONSULTANT

Shah MANISH KUMAR MANHAR LAL
MANISH SHAH & ASSO.
REG. NO. CA / 93/16466

OFFICE ADDRESS :- 1101, Wing - B, Western Edge - I, Western Express Highway, Borivali (East), Mumbai - 400066. Tel : 28706599 / 28706699, E-mail: anishahmanish@gmail.com

APPROVAL OF PLANS

1) THIS DOCUMENT IS DIGITALLY SIGNED AND NO PHYSICAL SIGN IS REQUIRED
2) THIS CANCELS APPROVED TO THE PREVIOUS PLAN SANCTIONED UNDER EVEN NO. CHE/WS/4643/R/N/337(New) DATED : 10-06-2021
3) THIS DRAWING SHALL BE READ IN CONJUNCTION WITH LETTER ISSUED UNDER No. CHE/WS/4643/R/N/337(New) SIGNED ON EVEN DATED :

MANISH SHASHIKANT JAVANJAL — Digitally signed by MANISH SHASHIKANT JAVANJAL — Date: 2023.02.14 15:17:08 +05'30'
S.E.B.P.

Swapnil Bhagawat Patil — 2023.03.06 17:02:43 +05'30'
A.E.B.P.(R-II)

Mahesh Sambhu Revadekar — Digitally signed by Mahesh Sambhu Revadekar — Date: 2023.03.07 11:24:49 +05'30'
E.E.B.P.(R2)