Project Title :PLAN SHOWING THE PROPOSEDHIGH RISE RESIDENTIAL APARTMENTBUILDINGS IN PLOT NO.1, SY.NO.239 & 240 ATNEOPOLIS LAYOUT, KOKAPET VILLAGE, GANDIPETMANDAL, RANGA REDDY DISTRICT, TELANGANABELONGING TO:MSN URBAN VENTURES LLPREPRESENTED BY ITS OWNER, DR.SATYANARAYANAREDDY MANNE, S/O. LATE ACHI REDDY MANNE.

T.O.P DETAILS			
T.P NAME	JAYANTHKUMARREDDAY.CH		
T.P. LICENCE NO	CA/270/2018/CTS	DATE	22-01-2025
FILE NO	TS/200/2018/CTS	SHEET NO	17 / 25
SHEET NAME	Building Plan Details		

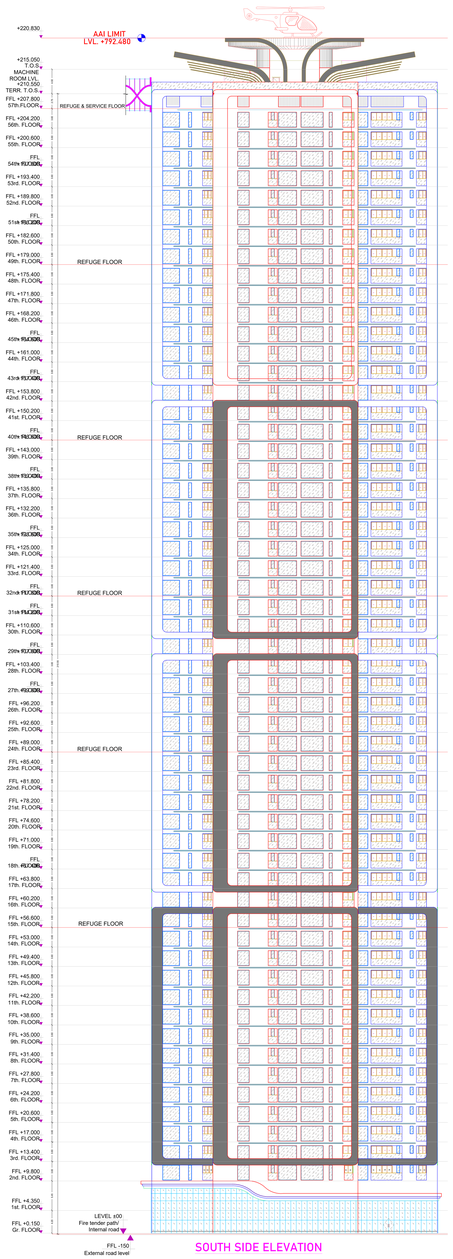

SOUTH FACING ELEVATION

(SCALE 1:200)

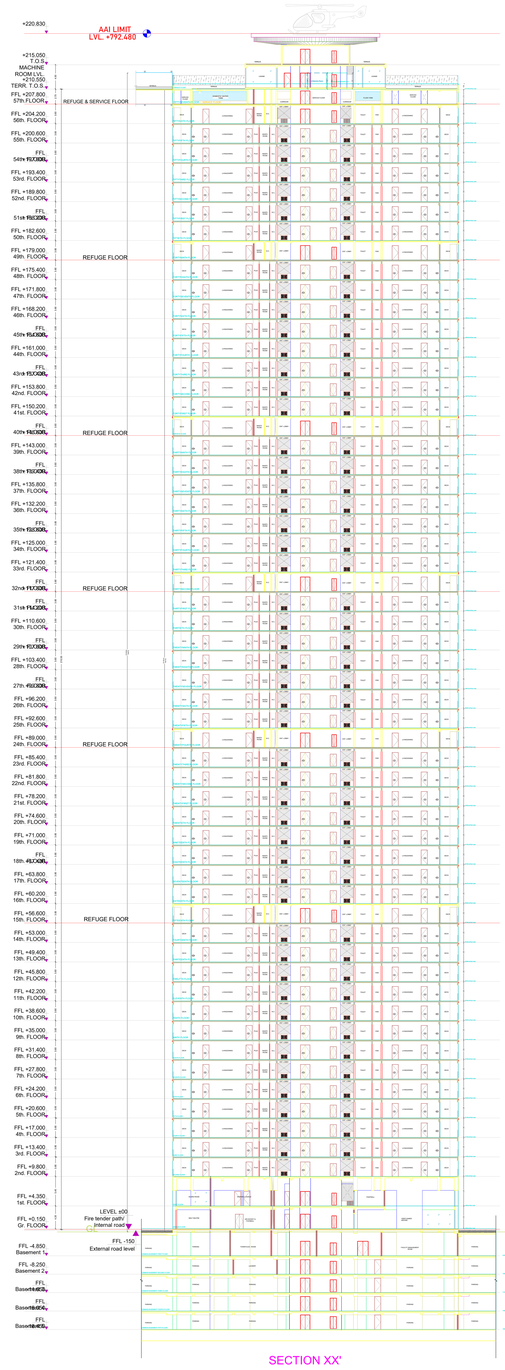

SECTION XX'

(SCALE 1:200)

SECTION XX



(SCALE 1:200)

SECTION YY'

SECTION YY

OFFICE DETAILS
OFFICER NAME
DESIGNATION
DATE AND TIME

APPROVAL NO	SEAL OF APPROVAL
DATE OF APPROVAL	
OWNERS SIGNATURE	ARCHITECT'S SIGNATURE
BUILDER'S SIGNATURE	STRUCTURAL ENGINEER'S SIGNATURE

GENERAL CONDITIONS

1.0 STANDARD CONDITIONS: Board assuming no liability when for expenses with all plans are modified to conform water in building. The AI Cases where partial or limited approvals, with the other with plans shall be subject to the conditions set forth in the letter of approval. Approval of plans does not imply approval of violations of the zoning, and building. This is provided in standard plan sets; plan that has been checked for Original Plan and Revised Plan. Approval of Plans is valid for two years from date of issue.
2.Working plans including shall be prepared with Basic United Planning Architects as per Statutory Building Bye-laws, Municipal Corporation Act, Municipal Corporation Building Rules, Municipal Corporation Regulations, 2010 and Bye-laws of Town Concentration Guidance and Standards for G+ 2 Housing Architectural, etc. Approved by the Authority.
3.For Residential use, 15.00% Site area shall be set aside for Open Space Reserve (Park and Playground) and Community Facilities (Community Hall, Library, Anganwadi, Dispensary, Primary Health Centre, Primary School, Welfare Office) and for Non Residential use, 10.00% Site area shall be set aside for Open Space Reserve (Park and Playground) and Community Facilities (Community Hall, Library, Anganwadi, Dispensary, Primary Health Centre, Primary School, Welfare Office) and for Mixed use, 15.00% Site area shall be set aside for Open Space Reserve (Park and Playground) and Community Facilities (Community Hall, Library, Anganwadi, Dispensary, Primary Health Centre, Primary School, Welfare Office) and for Industrial use, 10.00% Site area shall be set aside for Open Space Reserve (Park and Playground) and Community Facilities (Community Hall, Library, Anganwadi, Dispensary, Primary Health Centre, Primary School, Welfare Office) and for Public & Semi Public use, 5.00% Site area shall be set aside for Open Space Reserve (Park and Playground) and Community Facilities (Community Hall, Library, Anganwadi, Dispensary, Primary Health Centre, Primary School, Welfare Office) and for Agriculture use, 2

Project Title :PLAN SHOWING THE PROPOSEDHIGH RISE RESIDENTIAL APARTMENTBUILDINGS IN PLOT NO.1, SY.NO.239 & 240 ATNEOPOLIS LAYOUT, KOKAPET VILLAGE, GANDIPETMANDAL, RANGA REDDY DISTRICT, TELANGANABELONGING TO:MSN URBAN VENTURES LLPREPRESENTED BY ITS OWNER, DR.SATYANARAYANAREDDY MANNE, S/O. LATE ACHI REDDY MANNE.

FILE DETAILS			
U.P.NAME	JAYANTHKUMARREDDAY.CH		
TP LICENCE NO	CA/270/2018/TS	DATE	22-01-2025
FILE NO	TS/030/24/B/570	SHEET NO.	16 - 25
SHEET NAME	Building Plan Details		

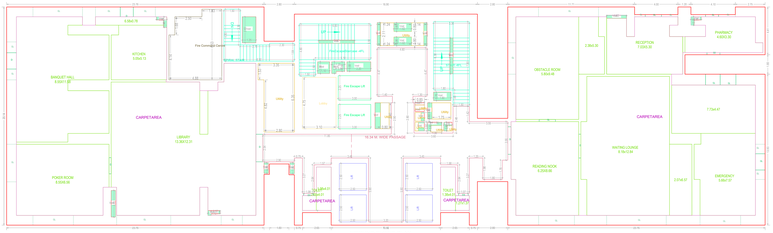

GROUND FLOOR PLAN
(Proposed)
(SCALE 1:100)

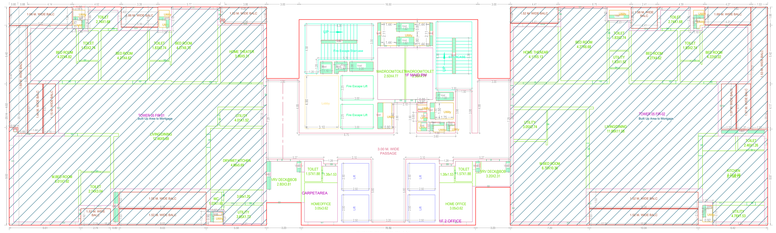

FIRST FLOOR PLAN
(Proposed)
(SCALE 1:100)

TYPICAL - 9- 13, 15- 22, 24- 30, 32- 38, 40- 47, 49- 53 FLOOR PLAN
(Proposed)
(SCALE 1:100)

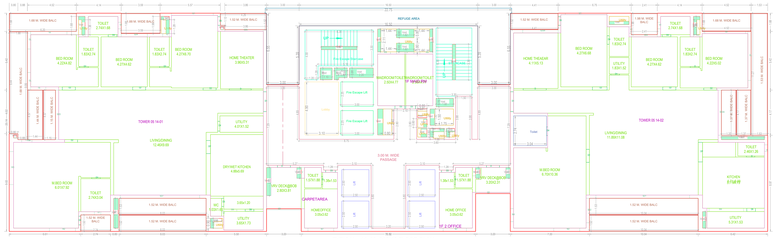

TYPICAL - 14, 23, 31& 48 FLOOR PLAN
(Proposed)
(SCALE 1:100)

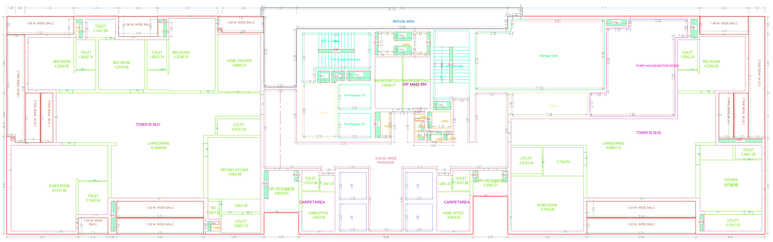

THIRTYNINTH FLOOR PLAN
(Proposed)
(SCALE 1:100)

FIFTYFOURTH FLOOR PLAN
(Proposed)
(SCALE 1:100)

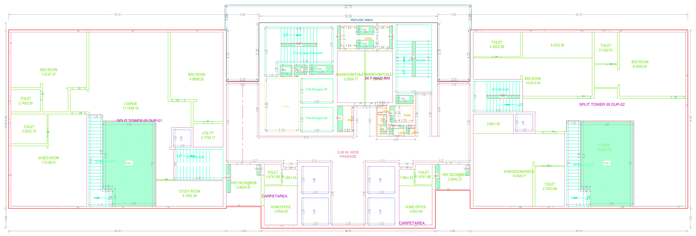

FIFTYSIXTH FLOOR PLAN
(Proposed)
(SCALE 1:100)

FIFTYFIFTH FLOOR PLAN
(Proposed)
(SCALE 1:100)

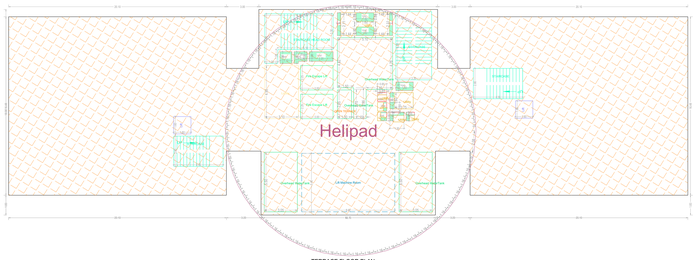

TERRACE FLOOR PLAN
(SCALE 1:100)

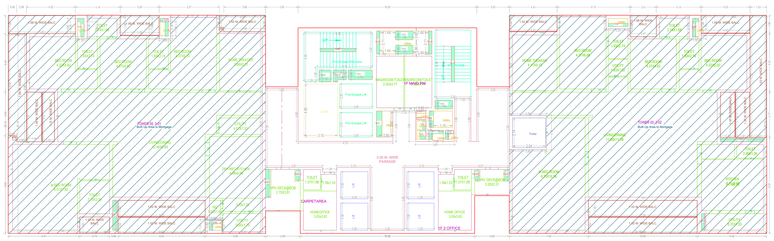

TYPICAL - 2- 8 FLOOR PLAN
(Proposed)
(SCALE 1:100)

Balcony Calculations Table

FLOOR NAME	SQM	TOTAL AREA
FIRST FLOOR PLAN	1.20 X 1.20 X 2	2.88
	1.20 X 0.90 X 1	
	1.20 X 0.90 X 1	
	1.20 X 0.90 X 1	
	1.20 X 2.41 X 1	
	1.20 X 0.90 X 1	
	1.20 X 0.90 X 1	
	1.20 X 0.90 X 1	
	1.20 X 0.90 X 1	
	1.20 X 0.90 X 1	
	1.20 X 0.90 X 1	
	1.20 X 0.90 X 1	
	1.20 X 0.90 X 1	
	1.20 X 0.90 X 1	
	1.20 X 0.90 X 1	
	1.20 X 0.90 X 1	
	1.20 X 0.90 X 1	
	1.20 X 0.90 X 1	
	1.20 X 0.90 X 1	
TYPICAL - 9- 13, 15- 22, 24- 30, 32- 38, 40- 47, 49- 53 FLOOR PLAN	1.20 X 0.90 X 1 X 40	43X1.20
	1.20 X 0.90 X 1 X 40	
	1.20 X 0.90 X 1 X 40	
	1.20 X 2.41 X 1 X 40	
	1.20 X 0.90 X 1 X 40	
	1.20 X 0.90 X 1 X 40	
	1.20 X 0.90 X 1 X 40	
	1.20 X 0.90 X 1 X 40	
	1.20 X 0.90 X 1 X 40	
	1.20 X 0.90 X 1 X 40	
	1.20 X 1.20 X 2 X 40	
	1.20 X 1.20 X 2 X 40	
	1.20 X 1.20 X 2 X 40	
	1.20 X 1.20 X 2 X 40	
	1.20 X 1.20 X 2 X 40	
	1.20 X 1.20 X 2 X 40	
	1.20 X 1.20 X 2 X 40	
	1.20 X 1.20 X 2 X 40	
TYPICAL - 14, 23, 31& 48 FLOOR PLAN	1.20 X 0.90 X 1 X 4	42X.72
	1.20 X 0.90 X 1 X 4	
	1.20 X 0.90 X 1 X 4	
	1.20 X 2.41 X 1 X 4	
	1.20 X 0.90 X 1 X 4	
	1.20 X 0.90 X 1 X 4	
	1.20 X 0.90 X 1 X 4	
	1.20 X 0.90 X 1 X 4	
	1.20 X 0.90 X 1 X 4	
	1.20 X 0.90 X 1 X 4	
	1.20 X 1.20 X 2 X 4	
	1.20 X 1.20 X 2 X 4	
	1.20 X 1.20 X 2 X 4	
	1.20 X 1.20 X 2 X 4	
	1.20 X 1.20 X 2 X 4	
	1.20 X 1.20 X 2 X 4	
	1.20 X 1.20 X 2 X 4	
	1.20 X 1.20 X 2 X 4	
THIRTYNINTH FLOOR PLAN	1.20 X 0.90 X 1	147.25
	1.20 X 0.90 X 1	
	1.20 X 0.90 X 1	
	1.20 X 0.90 X 1	
	1.20 X 2.41 X 1	
	1.20 X 0.90 X 1	
	1.20 X 0.90 X 1	
	1.20 X 0.90 X 1	
	1.20 X 0.90 X 1	
	1.20 X 0.90 X 1	
	1.20 X 1.20 X 2 X 2	
	1.20 X 1.20 X 2 X 2	
	1.20 X 1.20 X 2 X 2	
	1.20 X 1.20 X 2 X 2	
	1.20 X 1.20 X 2 X 2	
	1.20 X 1.20 X 2 X 2	
	1.20 X 1.20 X 2 X 2	
	1.20 X 1.20 X 2 X 2	
TYPICAL - 2- 8 FLOOR PLAN	1.20 X 0.90 X 1 X 7	114.76
	1.20 X 0.90 X 1 X 7	
	1.20 X 0.90 X 1 X 7	
	1.20 X 0.90 X 1 X 7	
	1.20 X 2.41 X 1 X 7	
	1.20 X 0.90 X 1 X 7	
	1.20 X 0.90 X 1 X 7	
	1.20 X 0.90 X 1 X 7	
	1.20 X 0.90 X 1 X 7	
	1.20 X 0.90 X 1 X 7	
	1.20 X 1.20 X 2 X 7	
	1.20 X 1.20 X 2 X 7	
	1.20 X 1.20 X 2 X 7	
	1.20 X 1.20 X 2 X 7	
	1.20 X 1.20 X 2 X 7	
	1.20 X 1.20 X 2 X 7	
	1.20 X 1.20 X 2 X 7	
	1.20 X 1.20 X 2 X 7	
Total		5387.14

BUILDING (BUILDING TOWER E)

FLOOR NAME	TOTAL BUA	DEDUCTIONS VOID	ACCESS	RESI.	COMM.	NET BUA RESI.	COMM.	TNHS	FAR/FSI (Net Plot Building Exit)
TERRACE FLOOR	210.76	27.48	0.00	0.00	0.00	183.28	0	0.00	
SERVICE FLOOR	1555.60	22.60	0.00	1534.70	0.00	0	0	18.20	
39TH FLOOR	1555.60	23.84	0.00	1531.76	0.00	0	0	18.20	
38TH FLOOR	1555.60	23.84	0.00	1531.76	0.00	0	0	18.20	
37TH FLOOR	1555.60	23.84	0.00	1531.76	0.00	0	0	18.20	
36TH FLOOR	1555.60	23.84	0.00	1531.76	0.00	0	0	18.20	
35TH FLOOR	1555.60	23.84	0.00	1531.76	0.00	0	0	18.20	
34TH FLOOR	1555.60	23.84	0.00	1531.76	0.00	0	0	18.20	
33RD FLOOR	1555.60	23.84	0.00	1531.76	0.00	0	0	18.20	
32ND FLOOR	1555.60	23.84	0.00	1531.76	0.00	0	0	18.20	
31ST FLOOR	1555.60	23.84	0.00	1531.76	0.00	0	0	18.20	
30TH FLOOR	1555.60	23.84	0.00	1531.76	0.00	0	0	18.20	
29TH FLOOR	1555.60	23.84	0.00	1531.76	0.00	0	0	18.20	
28TH FLOOR	1555.60	23.84	0.00	1531.76	0.00	0	0	18.20	
27TH FLOOR	1555.60	23.84	0.00	1531.76	0.00	0	0	18.20	
26TH FLOOR	1555.60	23.84	0.00	1531.76	0.00	0	0	18.20	
25TH FLOOR	1555.60	23.84	0.00	1531.76	0.00	0	0	18.20	
24TH FLOOR	1555.60	23.84	0.00	1531.76	0.00	0	0	18.20	
23RD FLOOR	1555.60	23.84	0.00	1531.76	0.00	0	0	18.20	
22ND FLOOR	1555.60	23.84	0.00	1531.76	0.00	0	0	18.20	
21ST FLOOR	1555.60	23.84	0.00	1531.76	0.00	0	0	18.20	
20TH FLOOR	1555.60	23.84	0.00	1531.76	0.00	0	0	18.20	
19TH FLOOR	1555.60	23.84	0.00	1531.76	0.00	0	0	18.20	
18TH FLOOR	1555.60	23.84	0.00	1531.76	0.00	0	0	18.20	
17TH FLOOR	1555.60	23.84	0.00	1531.76	0.00	0	0	18.20	
16TH FLOOR	1555.60	23.84	0.00	1531.76	0.00	0	0	18.20	
15TH FLOOR	1555.60	23.84	0.00	1531.76	0.00	0	0	18.20	
14TH FLOOR	1555.60	23.84	0.00	1531.76	0.00	0	0	18.20	
13TH FLOOR	1555.60	23.84	0.00	1531.76	0.00	0	0	18.20	
12TH FLOOR	1555.60	23.84	0.00	1531.76	0.00	0	0	18.20	
11TH FLOOR	1555.60	23.84	0.00	1531.76	0.00	0	0	18.20	
10TH FLOOR	1555.60	23.84	0.00	1531.76	0.00	0	0	18.20	
9TH FLOOR	1555.60	23.84	0.00	1531.76	0.00	0	0	18.20	
8TH FLOOR	1555.60	23.84	0.00	1531.76	0.00	0	0	18.20	
7TH FLOOR	1555.60	23.84	0.00	1531.76	0.00	0	0	18.20	
6TH FLOOR	1555.60	23.84	0.00	1531.76	0.00	0	0	18.20	
5TH FLOOR	1555.60	23.84	0.00	1531.76	0.00	0	0	18.20	
4TH FLOOR	1555.60	23.84	0.00	1531.76	0.00	0	0	18.20	
3RD FLOOR	1555.60	23.84	0.00	1531.76	0.00	0	0	18.20	
2ND FLOOR	1555.60	23.84	0.00	1531.76	0.00	0	0	18.20	
1ST FLOOR	1555.60	23.84	0.00	1531.76	0.00	0	0	18.20	
GROUND FLOOR	1555.60	23.84	0.00	1531.76	0.00	0	0	18.20	
TOTAL	73899.36	1575.28	00.00	70324.08	1599.00	183.28	0	1748.80	

SCHEDULE OF JOINERY

BUILDING NAME	NAME	L X H	NOS
BUILDING(TOWER E)	D	0.75 X 2.10	12
BUILDING(TOWER E)	T	0.45 X 1.20	1
BUILDING(TOWER E)	T	0.60 X 1.20	13
BUILDING(TOWER E)	T	0.75 X 1.20	13
BUILDING(TOWER E)	T	0.77 X 1.20	1
BUILDING(TOWER E)	SL	0.87 X 2.10	12
BUILDING(TOWER E)	SL	0.90 X 2.10	12
BUILDING(TOWER E)	SHA	0.90 X 2.10	1
BUILDING(TOWER E)	TL	0.90 X 1.20	12
BUILDING(TOWER E)	T	0.90 X 1.20	12
BUILDING(TOWER E)	T	0.90 X 1.20	12
BUILDING(TOWER E)	WA	1.50 X 1.20	12
BUILDING(TOWER E)	WA	1.50 X 1.20	116
BUILDING(TOWER E)	WT	1.50 X 1.20	12
BUILDING(TOWER E)	WA	1.50 X 1.20	12
BUILDING(TOWER E)	SHA	2.10 X 1.20	12
BUILDING(TOWER E)	SL	2.10 X 1.20	12
BUILDING(TOWER E)	SL	2.10 X 1.20	12
BUILDING(TOWER E)	SL	2.10 X 1.20	12
BUILDING(TOWER E)	SL	2.10 X 1.20	12
BUILDING(TOWER E)	SL	2.10 X 1.20	12
BUILDING(TOWER E)	SHA	2.10 X 1.20	12
BUILDING(TOWER E)	SL	2.10 X 1.20	12
BUILDING(TOWER E)	SHA	2.10 X 1.20	12
BUILDING(TOWER E)	SL

Project Title :PLAN SHOWING THE PROPOSEDHIGH RISE RESIDENTIAL APARTMENTBUILDINGS IN PLOT NO.1, SY.NO.239 & 240 ATNEOPOLIS LAYOUT, KOKAPET VILLAGE, GANDIPETMANDAL, RANGA REDDY DISTRICT, TELANGANABELONGING TO:MSN URBAN VENTURES LLPREPRESENTED BY ITS OWNER, DR.SATYANARAYANAREDDY MANNE, S/O. LATE ACHI REDDY MANNE.

T.O.C DETAILS			
L.P NAME	JAYANTHKUMARDASGAR CH		
L.P. LICENCE NO	CA/2010/96679	DATE	22-01-2026
FILE NO	TS/03/BH/0/0070	SHEET NO.	18 - 23
SHEET NAME	Building Plan Details		

(SCALE 1:200)

EAST SIDE ELEVATION

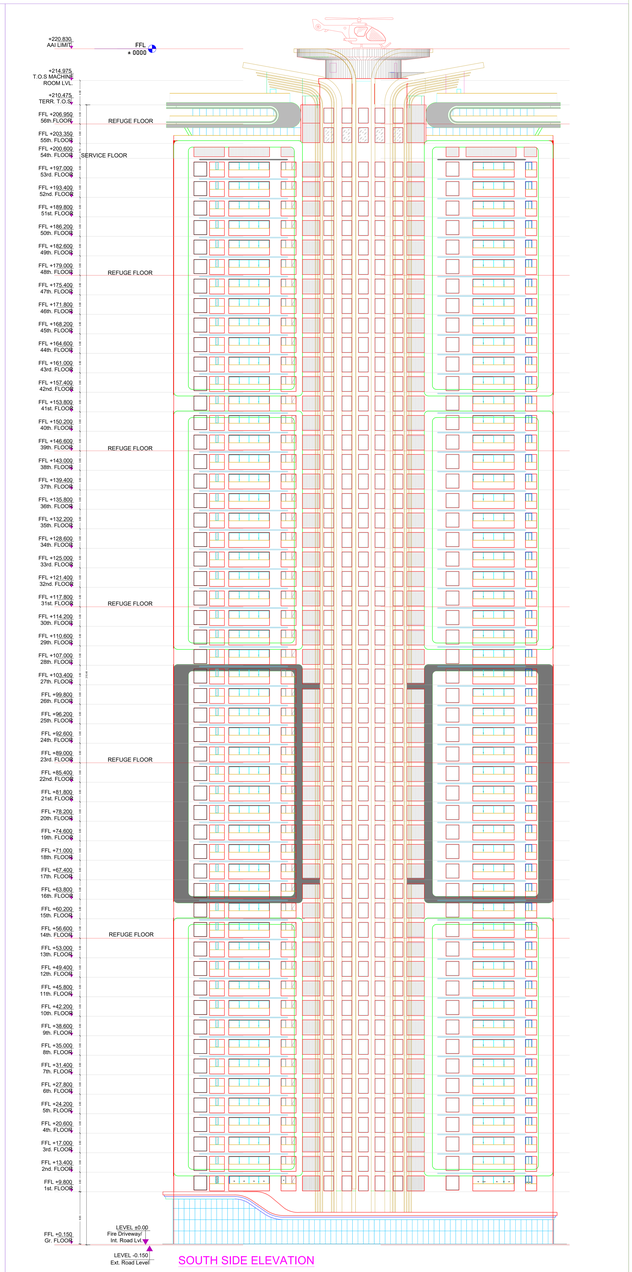

(SCALE 1:200)

SOUTH SIDE ELEVATION



(SCALE 1:200)

SECTION XX

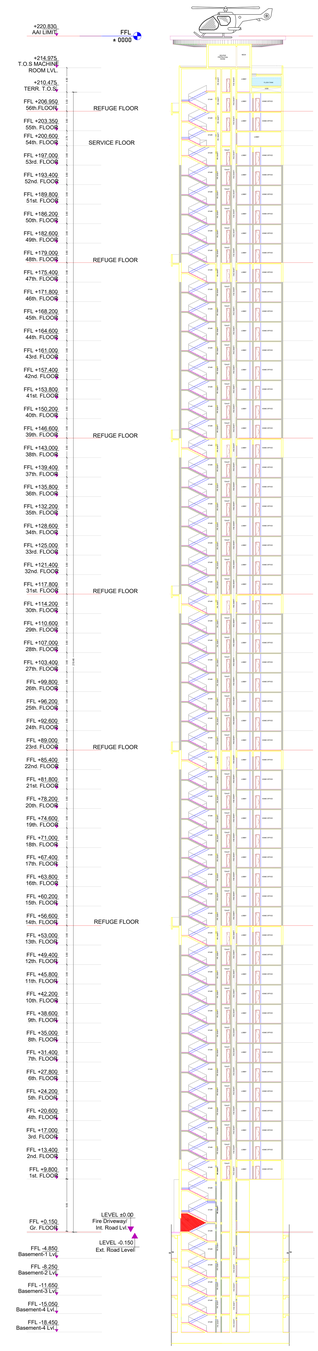

(SCALE 1:200)

SECTION YY

OFFICER DETAILS	
OFFICER NAME :	
DESIGNATION :	
DATE AND TIME :	
APPROVAL NO :	SEAL OF APPROVAL
DATE OF APPROVAL	
OWNERS SIGNATURE	ARCHITECT'S SIGNATURE
BUILDER'S SIGNATURE	STRUCTURAL ENGINEER'S SIGNATURE

GENERAL CONDITIONS:

1. Construction activities in close proximity to power substations, overhead power lines or power cables are prohibited to minimize risk to workers and to avoid disruption to power supply. Any such activities must be carried out only after prior written approval from the relevant authorities, with all safety precautions and clearances strictly maintained. Failure to comply may result in immediate stop work orders and legal action.
2. Parking spaces in buildings shall be provided with Electric Vehicle Charging Infrastructure as per Central Electricity Authority (CEA) Technical Standards for Connectivity of the Distributed Generation Resources, Regulations, 2019 and amendments thereof. Refer Ministry of Power Consolidated Guidelines and Standards for EV Charging Infrastructure, dt. 14-03-2025.
3. Fire Safety Arrangements: Fire Safety Arrangements shall be provided as per the approved plans and in accordance with the National Building Code of India (NBC) 2016 and the latest amendments thereof. Fire Safety Arrangements shall be provided as per the approved plans and in accordance with the National Building Code of India (NBC) 2016 and the latest amendments thereof.
4. Water Bodies, Landscaping and Trees: Water bodies, landscaping, and trees shall be maintained in a safe and hygienic condition to prevent mosquito breeding and ensure public safety. Regular inspections and maintenance must be carried out to prevent any hazards to residents and the surrounding community.
5. Electrical Safety: All electrical installations, including wiring, switchgear, and lighting systems, must comply with the relevant Indian Electricity Rules and IS standards. Regular inspections and maintenance must be carried out to ensure safety and prevent hazards.
6. Fire Safety Measures: Fire safety measures, including fire alarms, sprinklers, and emergency exits, must be installed and maintained in accordance with the National Building Code of India (NBC) 2016 and local fire safety regulations. Regular fire drills and training for occupants must be conducted to ensure preparedness in case of a fire emergency.
7. Structural Safety: The structural design and construction must adhere to the latest Indian Standard (IS) codes and guidelines to ensure the safety and stability of the building. Regular structural inspections and maintenance must be carried out to identify and address any potential issues.
8. Accessibility: The building must provide accessible facilities for people with disabilities, including ramps, elevators, and accessible toilets, in accordance with the National Building Code of India (NBC) 2016 and relevant accessibility guidelines.
9. Environmental Impact: The building should minimize its environmental impact through sustainable practices, such as energy efficiency measures, waste management, and the use of eco-friendly materials.
10. Emergency Preparedness: The building must have a comprehensive emergency preparedness plan, including evacuation procedures, emergency lighting, and communication systems, to ensure the safety of all occupants in the event of an emergency.

CONDITIONAL APPROVAL IS GIVEN AS ACCORDED FOR ____ HRS(Commencement Building) ____ in Season of year ____ to ____(Season) ____ (Year) ____ (Month) ____ (Date) to proceeding work subject to compliance of following conditions.

1. The applicant shall inform the Building Lord Officer (BLO) the date of commencement of the building work and the name of the qualified structural engineer and the qualified supervisor of the work.
2. The applicant shall comply the building plan as approved by the BLO and shall not deviate from the approved building plan without prior permission of the BLO. Any such deviation shall be at the risk of the applicant and the BLO shall not be liable for any loss.
3. The applicant shall get the foundations and footing excavated and shall inform the same to the BLO and shall not proceed to laying the foundation and footing until the BLO permits to do so.
4. The building shall be constructed using the building materials and professional techniques as per IS standards. In addition to the drainage system provided in the building plan, the applicant shall construct the drainage system as per Rule 15 (a) of GO Ms.No. 168 MA, Dt: 07-04-2012 and by the Hyderabad Drainage Code.
5. The applicant shall construct the septic tank and soak pit as per the specifications and at the location shown in the building plan.
6. As per the Development Rules shall be responsible and ensure that for the public, structural stability requirements of the building/structure/services and safety requirements of the building/structure/services.
7. Independent separate septic tank for accommodation, if any, exceeding 10 dwelling units, the Clearance among and between the septic tank and the building shall be as per the Rule 15 (a) of GO Ms.No. 168 MA.
8. Transformer shall be provided with 4 Hours Rating fire resistant construction as per Rule 15 (a) of GO Ms.No.168 MA and Fire Protection Measures as per NBC 2016.
9. Fire Safety Arrangements shall be in place regarding maintenance, the applicant is advised to adopt suitable safe measures in accordance with the provisions of the National Building Code of India (NBC) 2016.
10. The NOAD shall be valid for 5 Years, if access is not made the permanent occupancy of premises the occupancy certificate shall be deemed to be cancelled.
11. If it is noticed at any point violations are not adhered NOAD may be cancelled, the applicant shall be responsible for any consequences.
12. Rainwater harvesting structure is mandatory as per Rule 13 of GO Ms.No.168 MA and the same shall be maintained in the specified manner and operation.
13. Provision of Solar Water Heating System as per Rule 15 (a) of GO Ms.No.168 MA is a mandatory condition to be fulfilled at the time of occupancy certificate.
14. The applicant shall ensure that the Electrical Power Lines of Voltage 11 KV and above and Telecommunication Lines are not obstructed by the building and have a right to work of NOAD and the proposed structure is not in the prohibitory zone of the Airport.

Note: All dimensions are in meters.

ISO_full_bleed_4A0_(1682.00_x_2378.00_MM)

Project Title :PLAN SHOWING THE PROPOSEDHIGH RISE RESIDENTIAL APARTMENTBUILDINGS IN PLOT NO.1, SY.NO.239 & 240 ATNEOPOLIS LAYOUT, KOKAPET VILLAGE, GANDIPETMANDAL, RANGA REDDY DISTRICT, TELANGANABELONGING TO:MSN URBAN VENTURES LLPREPRESENTED BY ITS OWNER, DR.SATYANARAYANAREDDY MANNE, S/O. LATE ACHI REDDY MANNE.

TILE DETAILS			
LTP NAME	JAYANTHKUMAR@GMAIL.CO		
LTP LICENCE NO	CA/2010/86075	DATE	22-01-2026
FILE NO	TS/20/BP/86075	SHEET NO	20	20
SHEET NAME	Building Plan Details		

WEST SIDE ELEVATION

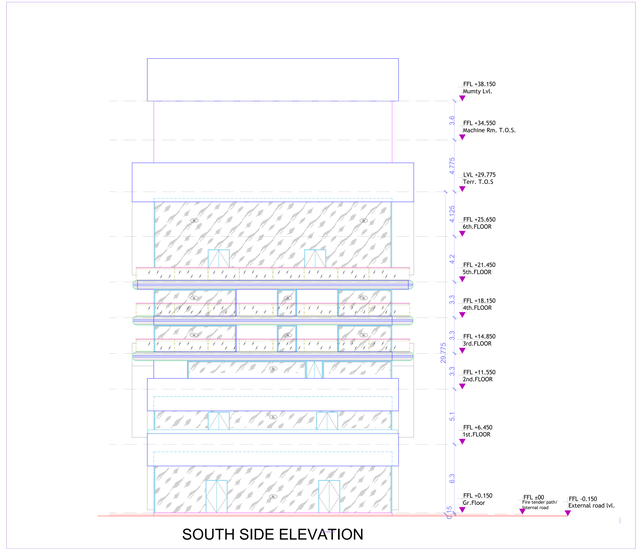

SOUTH SIDE ELEVATION

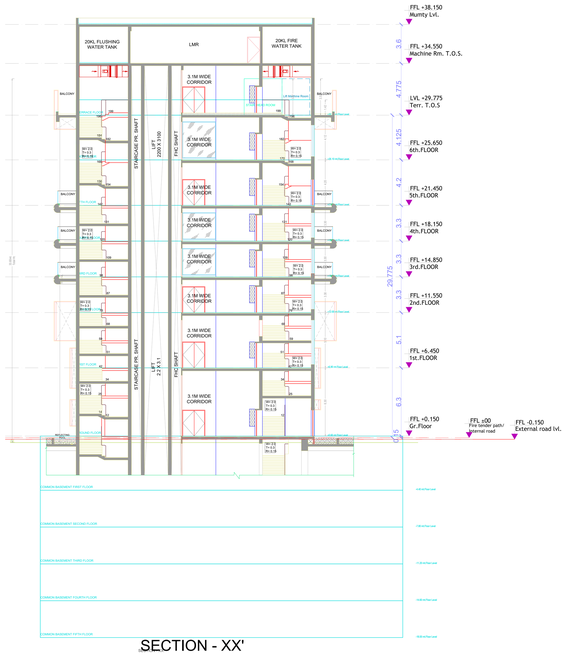

SECTION - XX'

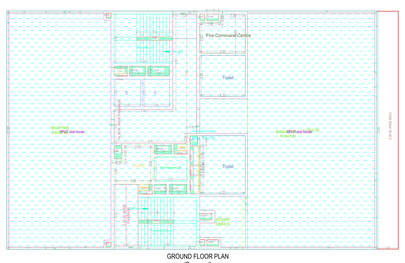

GROUND FLOOR PLAN
(Proposed)
(SCALE 1:100)

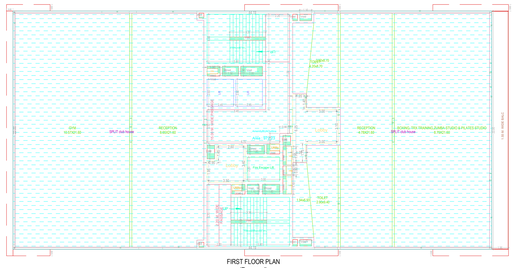

FIRST FLOOR PLAN
(Proposed)
(SCALE 1:100)

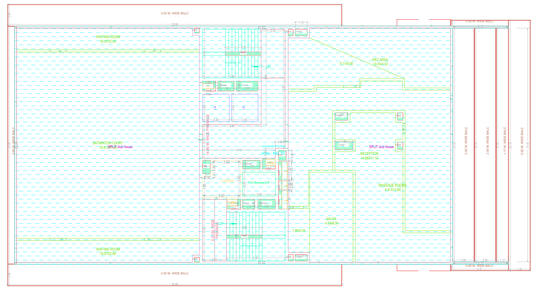

SECOND FLOOR PLAN
(Proposed)
(SCALE 1:100)

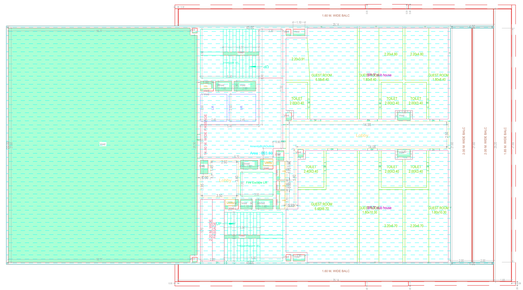

THIRD FLOOR PLAN
(Proposed)
(SCALE 1:100)

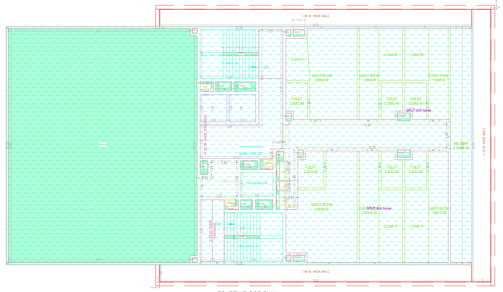

FOURTH FLOOR PLAN
(Proposed)
(SCALE 1:100)

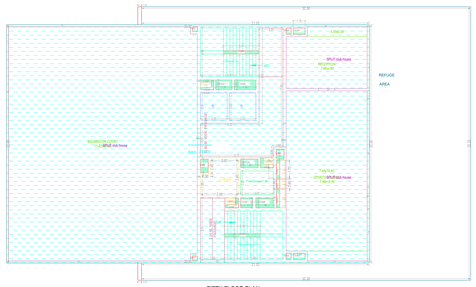

FIFTH FLOOR PLAN
(Proposed)
(SCALE 1:100)

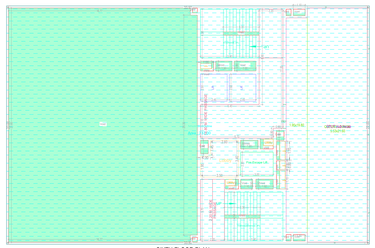

SIXTH FLOOR PLAN
(Proposed)
(SCALE 1:100)

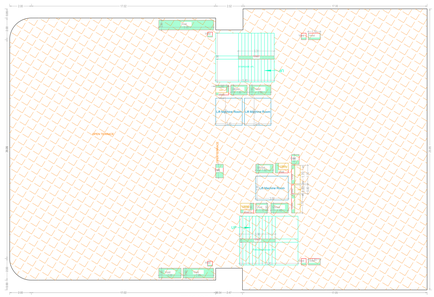

TERRACE FLOOR PLAN
(SCALE 1:100)

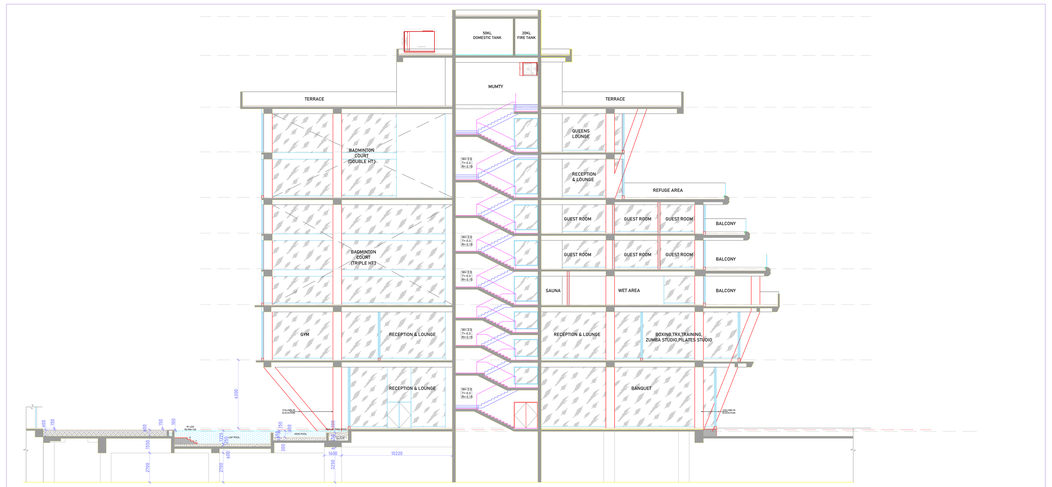

SECTION - YY'

SCHEDULE OF JOINERY

BUILDING NAME	NAME	L X H	NOS
BUILDING C1 (BAYA100)	D1	0.75 X 2.25	12
BUILDING C1 (BAYA100)	D4	0.90 X 2.10	12
BUILDING C1 (BAYA100)	D5	0.90 X 2.10	12
BUILDING C1 (BAYA100)	D6	0.90 X 2.10	12
BUILDING C1 (BAYA100)	D7	0.90 X 2.10	47
BUILDING C1 (BAYA100)	D11	0.90 X 2.10	12
BUILDING C1 (BAYA100)	D12	0.90 X 2.10	12
BUILDING C1 (BAYA100)	D13	0.90 X 2.10	12

SCHEDULE OF JOINERY

BUILDING NAME	NAME	L X H	NOS
BUILDING C1 (BAYA100)	V	0.60 X 1.20	12
BUILDING C1 (BAYA100)	V	0.75 X 1.20	24
BUILDING C1 (BAYA100)	V	0.90 X 1.20	48
BUILDING C1 (BAYA100)	V	1.20 X 1.20	12
BUILDING C1 (BAYA100)	V	1.50 X 1.20	12
BUILDING C1 (BAYA100)	W1	1.80 X 1.20	12
BUILDING C1 (BAYA100)	W2	2.10 X 1.20	12
BUILDING C1 (BAYA100)	W3	3.00 X 1.20	12
BUILDING C1 (BAYA100)	W4	1.17 X 1.20	12
BUILDING C1 (BAYA100)	W5	1.50 X 1.20	12
BUILDING C1 (BAYA100)	W6	1.74 X 1.20	12
BUILDING C1 (BAYA100)	W7	1.80 X 1.20	12
BUILDING C1 (BAYA100)	W8	1.74 X 1.20	12
BUILDING C1 (BAYA100)	W9	1.80 X 1.20	12
BUILDING C1 (BAYA100)	W10	1.80 X 1.20	12
BUILDING C1 (BAYA100)	W11	1.80 X 1.20	12
BUILDING C1 (BAYA100)