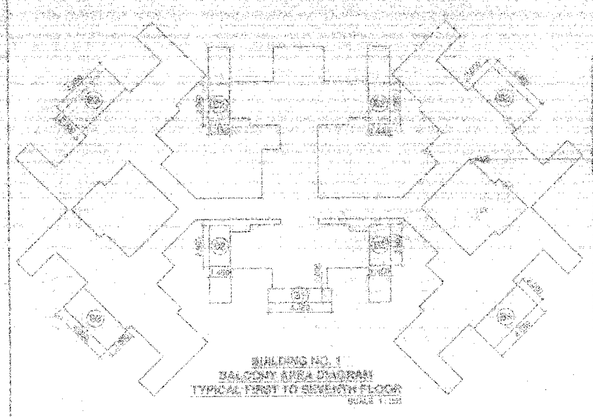

BUILDING NO. 1
BALCONY AREA DIAGRAM
TYPICAL FIRST TO SEVENTH FLOOR
SCALE 1 : 200

BUILDING NO. 1
BALCONY AREA CALCULATION
TYPICAL FIRST TO SEVENTH FLOOR

B1	1.450 X 2.800	X	4.NOS	=	16.240 SQ.MT.
B2	1.450 X 2.800	X	4.NOS	=	16.240 SQ.MT.
B3	2.200 X 3.400	X	4.NOS	=	34.816 SQ.MT.
			TOTAL ADDITION	=	66.376 SQ.MT.

BUILDING NO. 1
BALCONY AREA CALCULATION
EIGHTH FLOOR

B1	1.450 X 2.800	X	4.NOS	=	16.240 SQ.MT.
B2	1.450 X 2.800	X	4.NOS	=	16.240 SQ.MT.
B3	1.000 X 2.200	X	2.NOS	=	4.400 SQ.MT.
B4	1.450 X 1.000	X	1.NOS	=	1.450 SQ.MT.
			TOTAL ADDITION	=	38.330 SQ.MT.

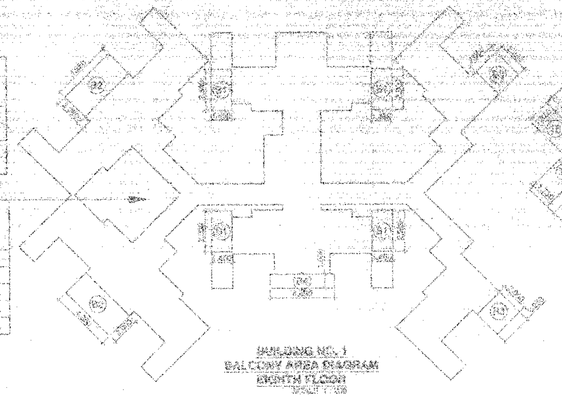

BUILDING NO. 1
BALCONY AREA DIAGRAM
EIGHTH FLOOR
SCALE 1 : 200

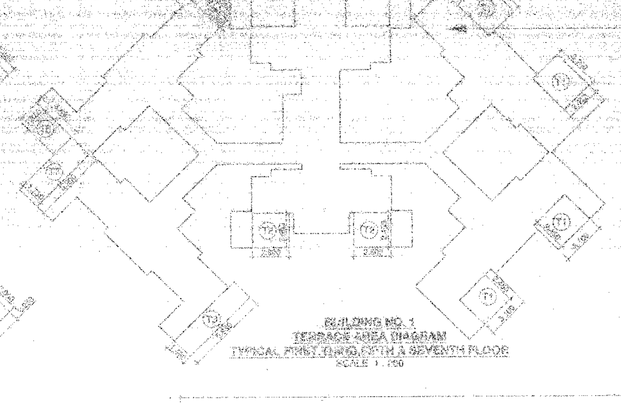

BUILDING NO. 1
TERRACE AREA DIAGRAM
TYPICAL FIRST, THIRD, FIFTH & SEVENTH FLOOR
SCALE 1 : 200

BUILDING NO. 1
TERRACE AREA CALCULATION
TYPICAL FIRST, THIRD, FIFTH & SEVENTH FLOOR

T1	12.000	X	2.100	=	25.200 SQ.MTS.
T2	2.400	X	1.400	=	3.360 SQ.MTS.
T3	2.400	X	1.400	=	3.360 SQ.MTS.
T4	1.800	X	1.800	=	3.240 SQ.MTS.
T5	1.750	X	2.400	=	4.200 SQ.MTS.
T6	1.750	X	2.400	=	4.200 SQ.MTS.
T7	3.400	X	1.700	=	5.780 SQ.MTS.
			TOTAL ADDITION	=	49.340 SQ.MTS.

BUILDING NO. 1
TERRACE AREA CALCULATION
TYPICAL SECOND, FOURTH & SIXTH FLOOR

T1	2.600	X	2.100	=	10.920 SQ.MTS.
T2	2.600	X	2.600	=	10.140 SQ.MTS.
T3	1.9	X	1.250	=	2.125 SQ.MTS.
T4	4.000	X	1.800	=	8.000 SQ.MTS.
T5	1.400	X	2.000	=	2.800 SQ.MTS.
T6	1.750	X	3.000	=	5.250 SQ.MTS.
T7	3.400	X	1.700	=	5.780 SQ.MTS.
			TOTAL ADDITION	=	44.015 SQ.MTS.

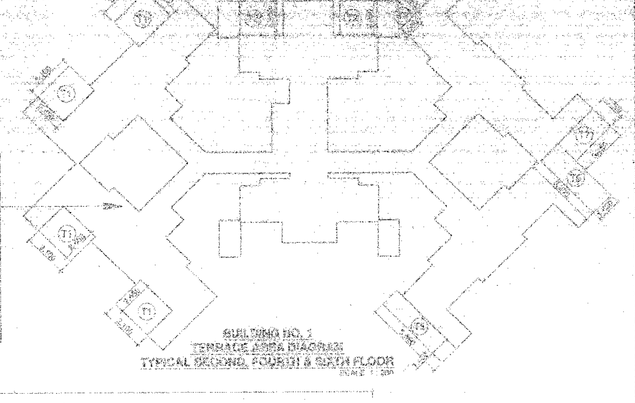

BUILDING NO. 1
TERRACE AREA DIAGRAM
TYPICAL SECOND, FOURTH & SIXTH FLOOR
SCALE 1 : 200

PHASE I - BUILDING NO. 1
ALREADY APPROVED & UNDER CONSTRUCTION
BUILDING HT. 26.00 MTS. B. / GR. + 8 PART FLR.

STAMP FOR APPROVAL

सुधारीत बांधकाम नकाशे मंजूरी
..... यांचे दुय्यम निबंधक वर्ग २ यांचे कार्यालय
क्रमांक पब ४ ब.न.प. / सी / बां.प्र.क्र. ०२५/८६८/२०१६
दि. ३/१०/२०२०
नगर रचना विभाग
अंबरनाथ नगरपालिका
अंबरनाथ
मुख्याधिकारी
अंबरनाथ नगरपालिका, अंबरनाथ

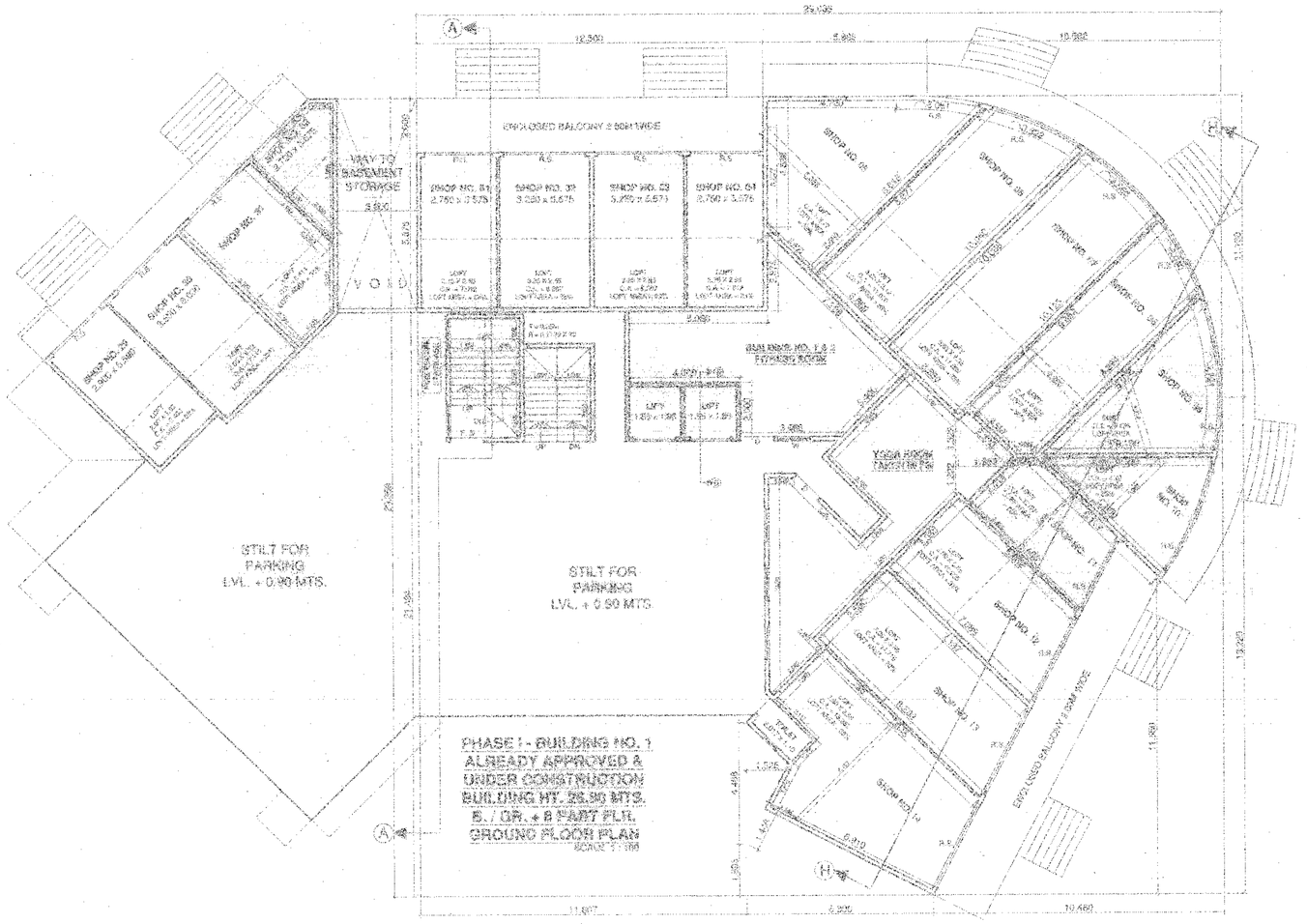

PHASE I - BUILDING NO. 1
ALREADY APPROVED & UNDER CONSTRUCTION
BUILDING HT. 26.00 MTS. B. / GR. + 8 PART FLR.
GROUND FLOOR PLAN
SCALE 1 : 100

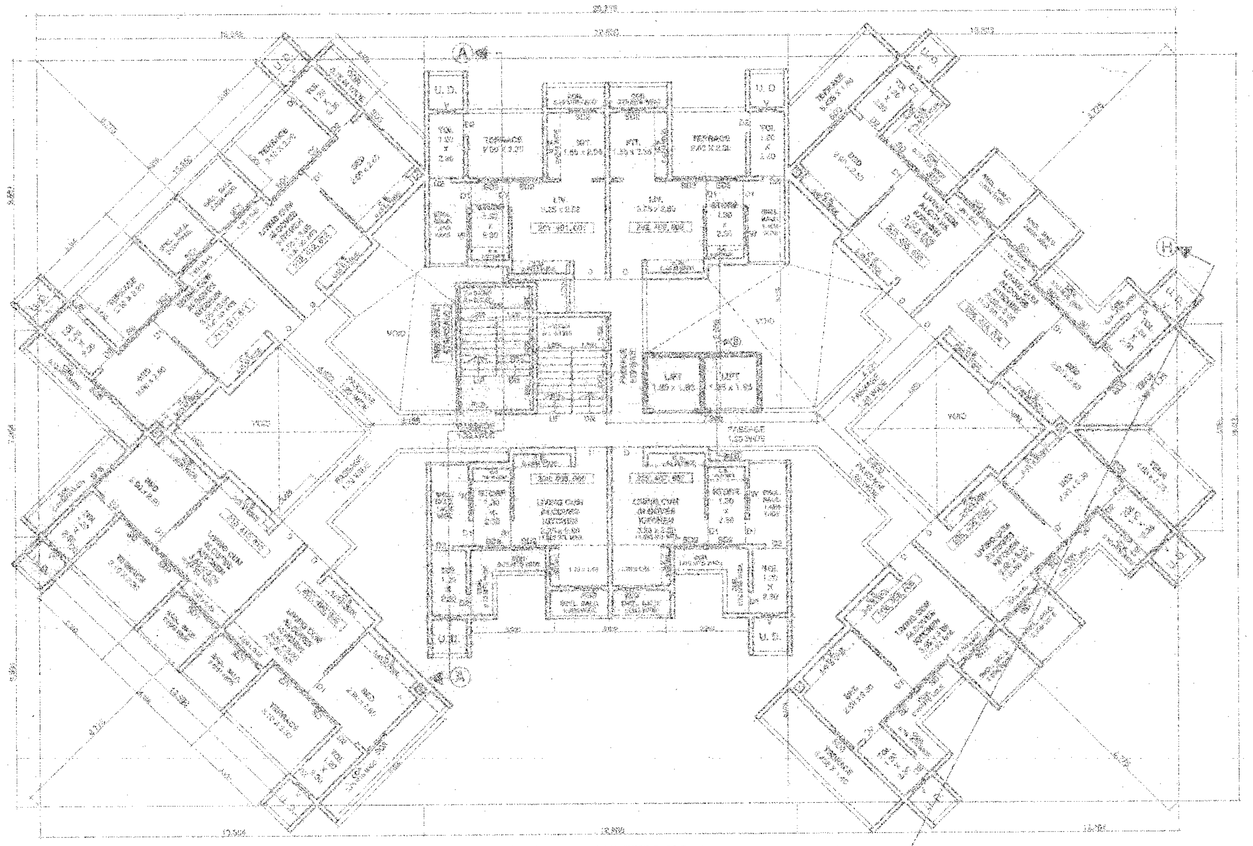

PHASE I - BUILDING NO. 1
ALREADY APPROVED & UNDER CONSTRUCTION
BUILDING HT. 26.00 MTS. B. / GR. + 8 PART FLR.
TYPICAL SECOND, FOURTH & SIXTH FLOOR PLAN
SCALE 1 : 100

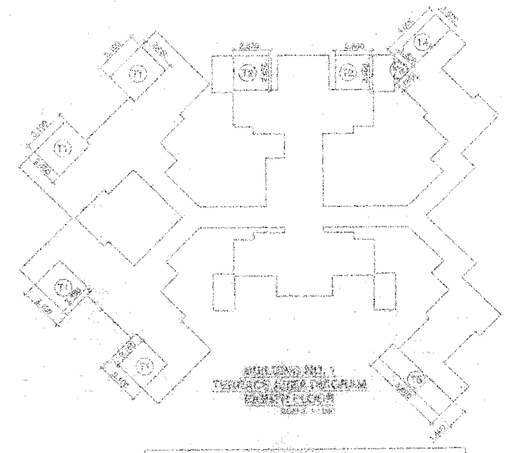

BUILDING NO. 1
TERRACE AREA DIAGRAM
EIGHTH FLOOR
SCALE 1 : 200

BUILDING NO. 1
TERRACE AREA CALCULATION
EIGHTH FLOOR

T1	2.600	X	2.100	=	10.920 SQ.MTS.
T2	2.600	X	2.600	=	10.140 SQ.MTS.
T3	1.9	X	1.250	=	2.125 SQ.MTS.
T4	4.000	X	1.800	=	8.000 SQ.MTS.
T5	1.400	X	2.000	=	2.800 SQ.MTS.
			TOTAL ADDITION	=	33.985 SQ.MTS.

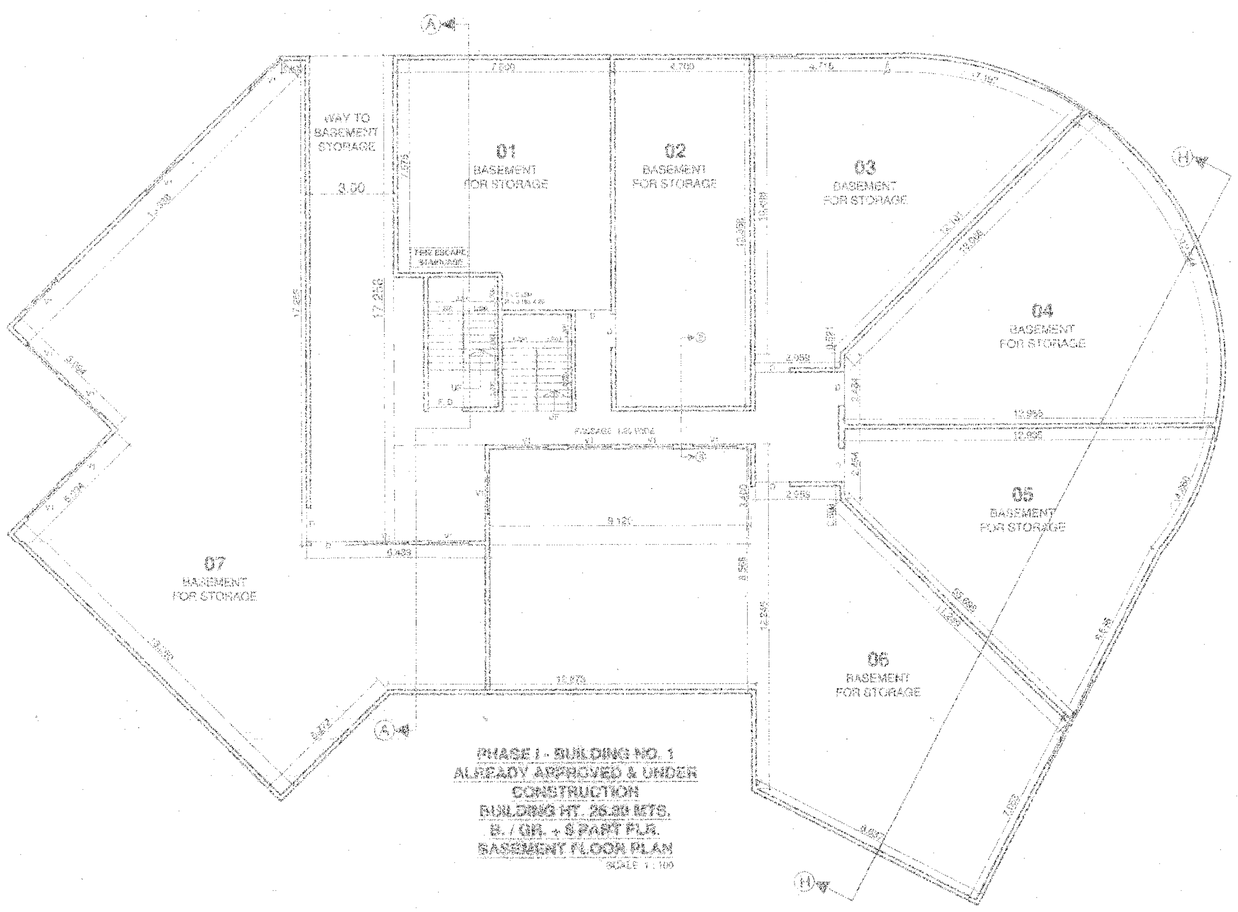

PHASE I - BUILDING NO. 1
ALREADY APPROVED & UNDER CONSTRUCTION
BUILDING HT. 26.00 MTS. B. / GR. + 8 PART FLR.
BASEMENT FLOOR PLAN
SCALE 1 : 100

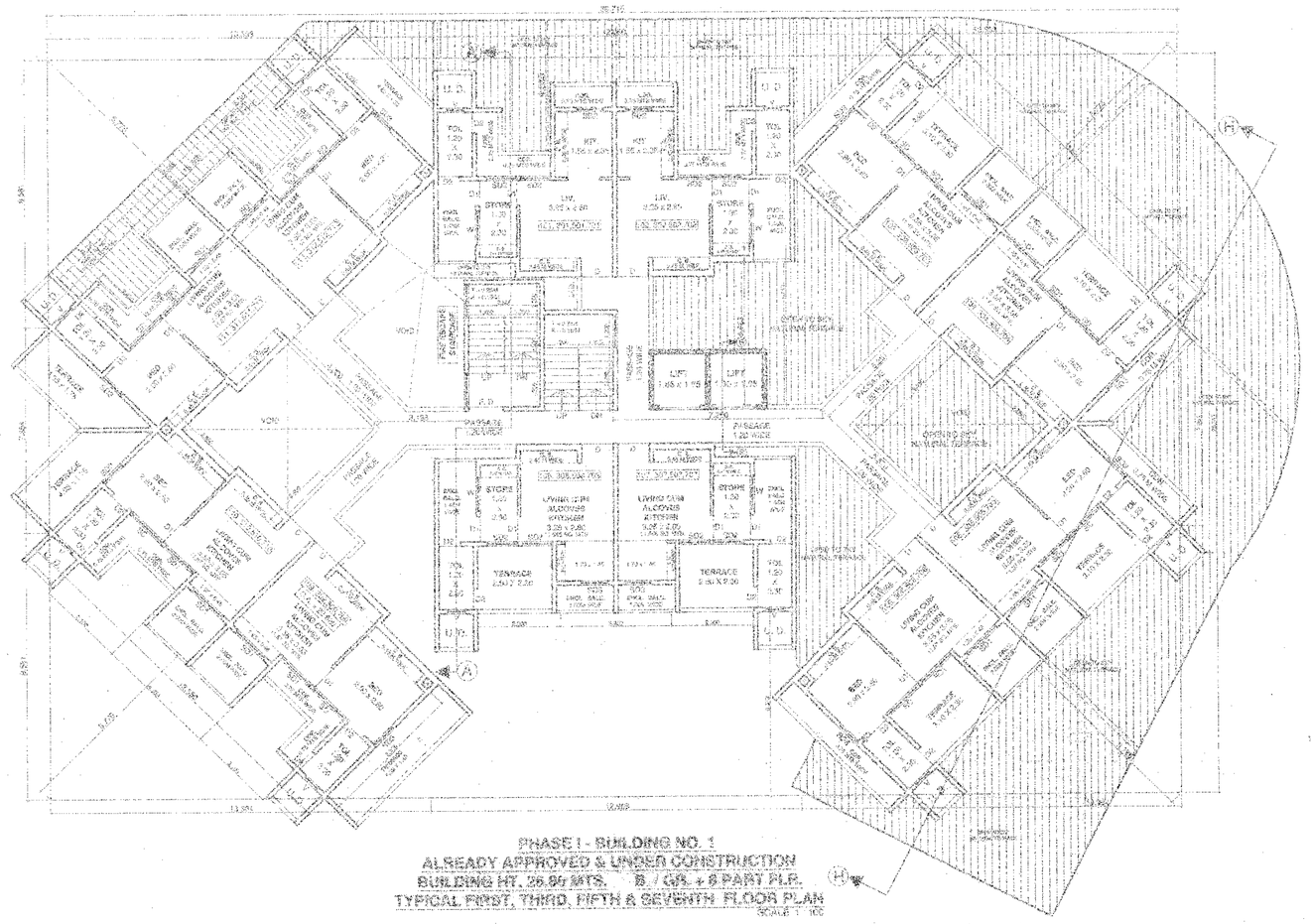

PHASE I - BUILDING NO. 1
ALREADY APPROVED & UNDER CONSTRUCTION
BUILDING HT. 26.00 MTS. B. / GR. + 8 PART FLR.
TYPICAL FIRST, THIRD, FIFTH & SEVENTH FLOOR PLAN
SCALE 1 : 100

PHASE I - BUILDING NO. 1
BALCONY AREA STATEMENT IN SQ. MTS.

FLOORS	FLOOR AREA	PERMISSIBLE (15%)	PROPOSED	EXCESS BALCONY AREA
GROUND	374.576	56.187	53.000	---NIL---
FIRST	370.415	55.562	55.570	00.008
SECOND	370.415	55.562	56.070	00.508
THIRD	370.415	55.562	56.070	00.508
FOURTH	370.415	55.562	56.070	00.508
FIFTH	370.415	55.562	56.070	00.508
SIXTH	370.415	55.562	56.070	00.508
SEVENTH	370.415	55.562	56.070	00.508
EIGHTH	322.470	48.371	47.670	---NIL---
TOTAL	3289.864	493.480	493.180	03.068

PHASE I - BUILDING NO. 1
TERRACE AREA STATEMENT IN SQ. MTS.

FLOORS	FLOOR AREA	PERMISSIBLE (20%)	PROPOSED	EXCESS TERRACE AREA
GROUND	374.576	74.915	---NIL---	---NIL---
FIRST	370.415	74.083	73.826	---NIL---
SECOND	370.415	74.083	72.913	---NIL---
THIRD	370.415	74.083	72.913	---NIL---
FOURTH	370.415	74.083	70.815	---NIL---
FIFTH	370.415	74.083	73.518	---NIL---
SIXTH	370.415	74.083	72.815	---NIL---
SEVENTH	370.415	74.083	73.518	---NIL---
EIGHTH	322.470	64.494	60.477	---NIL---
TOTAL	3289.864	657.901	575.828	---NIL---

SCHEDULE OF DOOR AND WINDOW

TYPE	SIZE	DESCRIPTION
E.S.	3.40 / 2.50 / 2.40 X 2.050	M.S. ROLLING SHUTTER
D	1.00 X 2.20	PANELLED DOOR
D1	0.90 X 2.10	PANELLED DOOR
D2	0.75 X 2.10	PANELLED DOOR
W	1.20 X 1.20	GLAZE WINDOW
DD	1.55 X 2.20	ZIGZAG DOOR
ALD	1.40 X 2.20	ALBONA DOOR
SD2	1.05 X 2.20	SLIDING DOOR
SD3	0.90 X 2.20	SLIDING DOOR
V	0.60 X 0.90	LOUVERED WINDOW
V1	1.50 X 0.45	LOUVRED WINDOW / VENTILATOR

REVISED BUILDING PLAN APPROVAL FOR THE GROUP HOUSING SCHEME ON PLOT BEARING S. NO. 131/1B, CTS. NO. : 3466 OF CITY : AMBERNATH, TAL : AMBERNATH, DIST : THANE.

FOR : M/S AASHVI DEVELOPERS.

OWNER OF SIGNATURE

N

ARCHITECT STAMP AND SIGNATURE

MAHESH JAGTAP & ASSOCIATES
ARCHITECT & INTERIOR CONSULTANT
M. R. JAGTAP (M.ARCH., A.I.I.A.)
108, JAIN PLAZA, SHIVAJI ROAD,
AMBARNATH (E), DIST. THANE - 421 501.
PH. : (0251) 2602411, 9652361

DRG. NO.	01
DATE	13 - 04 - 2017
REVISION NO.	
DRAFT BY	H. K. ANSARI
CHECKED BY	