COVERAGE AREA KEY PLAN & AREA CALCULATION

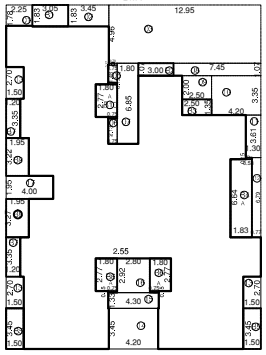

AREA OF BLOCK 'A'

A) 21.91 X 29.28 — 635.38 SQ M

DEDUCTION:-

01) 02.25 X 01.78 X 1 — 04.00 SQ M
02) 03.45 X 01.83 X 1 — 06.31 SQ M
03) 12.95 X 04.96 X 1 — 64.23 SQ M
04) 00.70 X 00.17 X 1 — 00.12 SQ M
05) 00.75 X 01.48 X 1 — 01.11 SQ M
06) 00.75 X 02.13 X 1 — 01.60 SQ M
07) 01.80 X 06.85 X 1 — 12.33 SQ M
08) 07.45 X 01.07 X 1 — 07.97 SQ M
09) 02.50 X 02.00 X 1 — 05.00 SQ M
10) 04.20 X 03.35 X 1 — 14.07 SQ M
11) 01.30 X 03.61 X 1 — 04.69 SQ M
12) 00.77 X 06.79 X 1 — 05.23 SQ M
13) 01.50 X 02.70 X 3 — 12.15 SQ M
14) 04.20 X 03.45 X 1 — 14.49 SQ M
15) 04.30 X 01.33 X 1 — 05.72 SQ M
16) 02.80 X 02.92 X 1 — 08.18 SQ M
17) 04.00 X 01.95 X 1 — 07.80 SQ M

TOTAL — 175.00 SQ M

BALCONY:-

B1) 3.05 X 1.83 X 1 — 05.58 SQ M
B2) 3.00 X 1.07 X 1 — 03.21 SQ M
B3) 2.50 X 1.35 X 1 — 03.38 SQ M
B4A) 1.83 X 6.64 X 1 — 12.23 SQ M
+B) 0.53 X 0.15 X 1
B5) 1.50 X 3.45 X 2 — 10.35 SQ M
B6A) 1.80 X 2.77 X 2 — 10.20 SQ M
+B) 0.75 X 0.15 X 2
B7) 1.20 X 3.35 X 2 — 08.04 SQ M
B8) 1.95 X 3.27 X 1 — 06.38 SQ M
B9) 1.95 X 3.22 X 1 — 06.28 SQ M
B10A) 1.80 X 2.77 X 1 — 05.21 SQ M
+B) 0.75 X 0.15 X 2

TOTAL — 70.86 SQ M

COVERAGE AREA = BLOCK A - (DED.+BAL.)
= 635.38 - (175.00+70.86)
= 635.38 - 245.86
= 389.52 SQ M

COVERAGE AREA = 389.52 SQ M

FIRST FLOOR AREA KEY PLAN & AREA CALCULATION

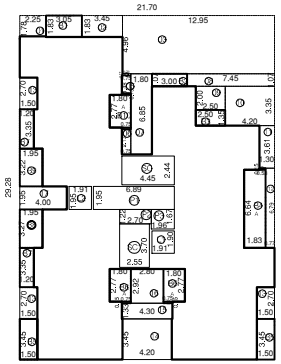

AREA OF BLOCK 'A'

A) 21.91 X 29.28 — 635.38 SQ M

DEDUCTION:-

01) 02.25 X 01.78 X 1 — 04.00 SQ M
02) 03.45 X 01.83 X 1 — 06.31 SQ M
03) 12.95 X 04.96 X 1 — 64.23 SQ M
04) 00.70 X 00.17 X 1 — 00.12 SQ M
05) 00.75 X 01.48 X 1 — 01.11 SQ M
06) 00.75 X 02.13 X 1 — 01.60 SQ M
07) 01.80 X 06.85 X 1 — 12.33 SQ M
08) 07.45 X 01.07 X 1 — 07.97 SQ M
09) 02.50 X 02.00 X 1 — 05.00 SQ M
10) 04.20 X 03.35 X 1 — 14.07 SQ M
11) 01.30 X 03.61 X 1 — 04.69 SQ M
12) 00.77 X 06.79 X 1 — 05.23 SQ M
13) 01.50 X 02.70 X 3 — 12.15 SQ M
14) 04.20 X 03.45 X 1 — 14.49 SQ M
15) 04.30 X 01.33 X 1 — 05.72 SQ M
16) 02.80 X 02.92 X 1 — 08.18 SQ M
17) 04.00 X 01.95 X 1 — 07.80 SQ M

TOTAL — 175.00 SQ M

BALCONY:-

B1) 3.05 X 1.83 X 1 — 05.58 SQ M
B2) 3.00 X 1.07 X 1 — 03.21 SQ M
B3) 2.50 X 1.35 X 1 — 03.38 SQ M
B4A) 1.83 X 6.64 X 1 — 12.23 SQ M
+B) 0.53 X 0.15 X 1
B5) 1.50 X 3.45 X 2 — 10.35 SQ M
B6A) 1.80 X 2.77 X 2 — 10.20 SQ M
+B) 0.75 X 0.15 X 2
B7) 1.20 X 3.35 X 2 — 08.04 SQ M
B8) 1.95 X 3.27 X 1 — 06.38 SQ M
B9) 1.95 X 3.22 X 1 — 06.28 SQ M
B10A) 1.80 X 2.77 X 1 — 05.21 SQ M
+B) 0.75 X 0.15 X 2

TOTAL — 70.86 SQ M

STAIR-CASE:-

SC) 4.45 X 2.44 X 1 — 10.86 SQ M
SC1) 2.55 X 3.70 X 1 — 09.44 SQ M

TOTAL — 20.30 SQ M

LIFT:-

L1) 1.91 X 1.90 X 1 — 03.63 SQ M
L2) 1.91 X 1.95 X 1 — 03.72 SQ M

TOTAL — 07.35 SQ M

PASSAGE:-

P1) 6.89 X 1.95 X 1 — 13.44 SQ M
P2) 2.70 X 1.22 X 1 — 03.29 SQ M
P3) 1.96 X 1.67 X 1 — 03.27 SQ M

TOTAL — 20.00 SQ M

1ST FLR B/UP AREA = BLOCK A - (DED.+BAL.+ STAIRCASE+LIFT+PASSAGE)
= 635.38 - (175.00+70.86+20.30+7.35+20.00)
= 635.38 - 293.51
= 341.87 SQ M

1ST FLOOR B/UP AREA = 341.87 SQ M

1ST FLR B/UP AREA IS SAME AS 2ND,3TH,4TH , 5TH,6TH,7TH,9TH ,10TH,11TH FLOOR FLOOR.

F.S.I. STATEMENT

FLOOR	B/UP	BALCONY	PASSAGE	REGULAR STAIRCASE	FIRE STAIRCASE	LIFT AREA
FIRST	341.87	70.86	20.00	09.44	10.86	1.91 X 1.90 = 03.63 SQM. 1.91 X 1.95 = 03.72 SQM. MACHINE RM = 3.00X3.00X2 = 18.00 SQ.M. = 03.63+03.72+18.00 = 25.35 SQ M 25.35
SECOND	341.87	70.86	20.00	09.44	10.86	
THIRD	341.87	70.86	20.00	09.44	10.86	
FOURTH	341.87	70.86	20.00	09.44	10.86	
FIFTH	341.87	70.86	20.00	09.44	10.86	
SIXTH	341.87	70.86	20.00	09.44	10.86	
SEVENTH	341.87	70.86	20.00	09.44	10.86	
EIGHT	321.98	64.48	23.43	09.44	10.86	
NINETH	341.87	70.86	20.00	09.44	10.86	
TENTH	341.87	70.86	20.00	09.44	10.86	
ELEVENTH	341.87	70.86	20.00	09.44	10.86	
TOTAL	3740.68	773.08	223.43	103.84	119.46	
EXCESS BALCONY	211.98					
TOTAL	3952.66	773.08	223.43	103.84	119.46	25.35

PARKING CALCULATION

RESIDENCIAL	CAR	SCOOTER	CYCLE
FOR 01 TENAMENTS HAVING AREA UPTO 80 TO 150 SQM	2	2	2
PARKING REQUIRED	88	88	88
FOR 44 TENAMENTS	12.50	2.00	1.40
	1100.00	176.00	123.20
REQUIRED PARKING AREA	1100.00+176.00+123.20 = 1399.20 SQ M		

WATER REQUIRED AS PER RULE

WATER REQUIRED AS PER RULE
=NO. OF TENAMENTS X 5 X135 LTRS.
= 44 X 5 X 135 = 29700 LTRS.
SAY 29700.00 LTR.
ADD 10000LTR. FOR FIRE FIGHTING
29,700 + 10,000 = 39,700 LTR.
SAY 39,700 LTR.
SUMP WELL CAPACITY
= 29700 X 1.5 = 44,550.00LTR.
SAY 45,000.00 LTR.

COMPOUND WALL SECTION

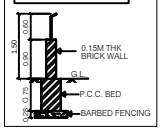

SECTION THROUGH SUMP WELL

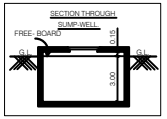

BALCONY STATEMENT

PERMISSIBLE BALCONY AREA
= 15 % OF PROPOSED F.S.I.
= 15 % OF 3740.68 SQ.M.
= 561.10 SQ.M.

BALCONY:-

B1) 3.05 X 1.83 X 1 — 05.58 SQ M
B2) 3.00 X 1.07 X 1 — 03.21 SQ M
B3) 2.50 X 1.35 X 1 — 03.38 SQ M
B4A) 1.83 X 6.64 X 1 — 12.23 SQ M
+B) 0.53 X 0.15 X 1
B5) 1.50 X 3.45 X 2 — 10.35 SQ M
B6A) 1.80 X 2.77 X 2 — 10.20 SQ M
+B) 0.75 X 0.15 X 2
B7) 1.20 X 3.35 X 2 — 08.04 SQ M
B8) 1.95 X 3.27 X 1 — 06.38 SQ M
B9) 1.95 X 3.22 X 1 — 06.28 SQ M
B10A) 1.80 X 2.77 X 1 — 05.21 SQ M
+B) 0.75 X 0.15 X 2

TOTAL — 70.86 SQ M

2ND TO 7TH ,9TH,10TH &11TH FLOOR BALCONY AREA SAME AS 1ST FLOOR AREA
70.86 X 10 = 708.60 SQ.M

EIGHTH FLOOR BALCONY:-

B1) 3.05 X 1.83 X 1 — 05.58 SQ M
B2) 3.00 X 1.07 X 1 — 03.21 SQ M
B3) 2.50 X 1.35 X 1 — 03.38 SQ M
B4A) 1.83 X 6.64 X 1 — 12.23 SQ M
+B) 0.53 X 0.15 X 1
B5) 1.50 X 3.45 X 2 — 10.35 SQ M
B6A) 1.80 X 2.77 X 2 — 10.20 SQ M
+B) 0.75 X 0.15 X 2
B7) 1.20 X 3.35 X 2 — 08.04 SQ M
B9) 1.95 X 3.22 X 1 — 06.28 SQ M
B10A) 1.80 X 2.77 X 1 — 05.21 SQ M
+B) 0.75 X 0.15 X 2

TOTAL — 64.48 SQ M

TOTAL= 708.60+64.48
TOTAL= 773.08 SQ M
PROPOSED TOTAL BAL = 773.08 SQ.M.
PERMISSIBLE TOTAL BAL = 561.10 SQ.M.
EXCESS BALCONY = 211.98 SQ.M.

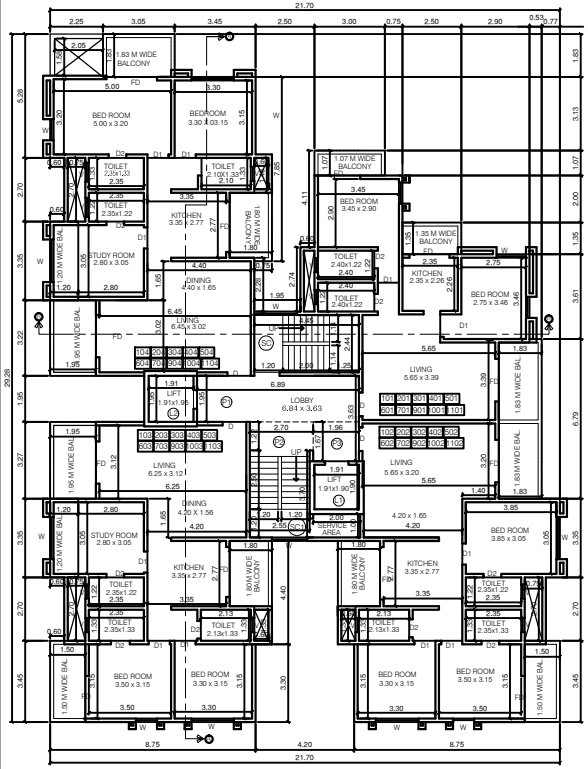

TYPICAL 1ST,2ND,3RD,4TH,5TH,7TH,9TH,10TH,11TH FLOOR PLAN

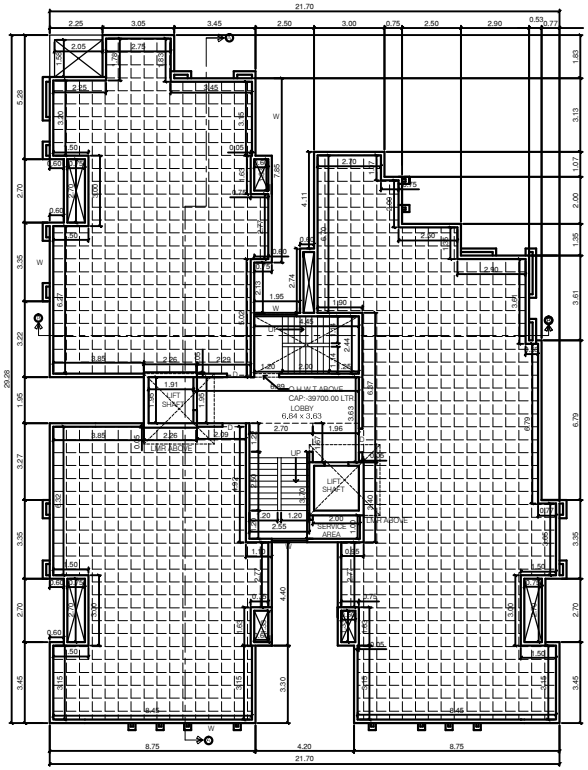

TERRACE FLOOR PLAN

SHEET NO. 08/14

D TYPE BUILDING

STAMP OF APPROVAL OF PLAN.

PREVIOUSLY APPROVED UNDER
CC NO. 0758/08 DATE - 04/06/2008
CC NO. 4172/11 DATE - 02/03/2012
CC NO. 0526/13 DATE - 22/05/2013
CC NO. 2881/14 DATE - 20/12/2014

SCHEDULE OF OPENING.

D	1.00 X 2.10	W	1.80 X 1.20
D1	0.90 X 2.10	W1	1.20 X 1.20
D2	0.75 X 2.10	V	0.60 X 0.90
FD	1.80 X 2.10		

BRIEF SPECIFICATION.

1)FOUNDATION UPTO APPROVED STRATA BY STRUCTURAL DESIGNER
2)R.C.C. FRAMED STRUCTURE.
3) WALLS ARE .15 OR 0.10 M THK.
4)EXTERNALLY SAND FACED AND INTERNALLY SMOOTH FINISHED PLASTER
5) CERAMIC TILE FLOORING.
6) ALLUMINIUM WINDOWS AND WOODEN DOOR FRAMES.

LEGEND SHOWN THUS

PLOT BOUNDRY	-	BLACK
PROPOSED WORK	-	RED
DRAINAGE LINE	-	DOTTED RED
WATER LINE	-	DOTTED BLACK
ROAD WIDENING LINE	-	DOTTED GREEN

(SURANA BANSALI NATEKAR)
NAME ADDRESS & SIGNATURE OF OWNER/P.A.H.

PROPOSED 'D' TYPE BUILDING AT S.NO. 20/3/3, 20/3/9, 20/3/10A, 20/3/5 & 20/3/6A. BAVDHAN KHURD, PUNE.

CHINMAY Y. KALE
DILIP G. KALE AND ASSOCIATES
ARCHITECT & INTERIOR D E S I G N E R
1226 B SUBHASH NAGAR SHUKRAWAR PETH PUNE 02

ARCHITECTS SIGNATURE

SCALE	DRG. NO	NAME	DATE	REVISION
1:100			04/07/16	SUJATA 28.12.16