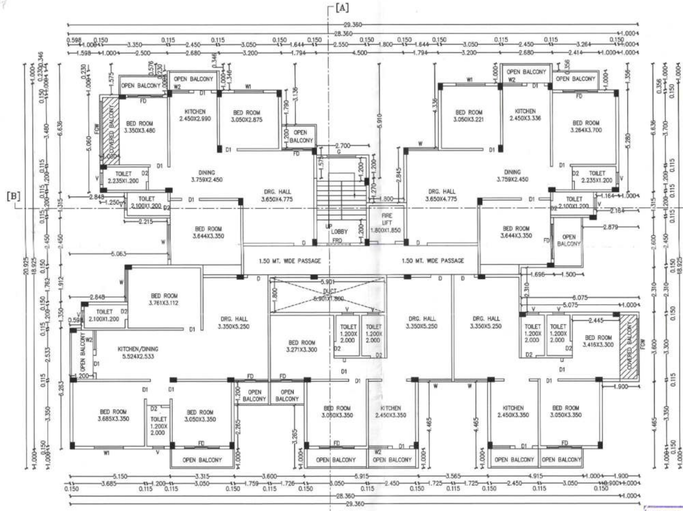

PROPOSED TYPICAL 3RD & 5TH FLOOR PLAN
SCALE 1:100

Necessary arrangement for rain water harvesting shall be done.

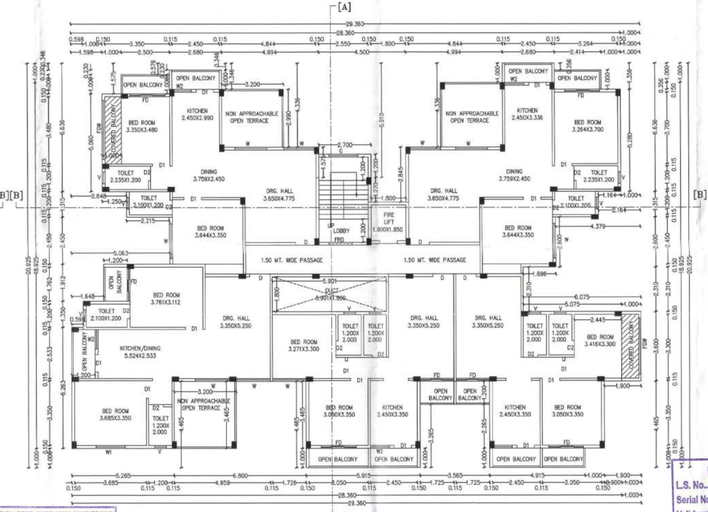

PROPOSED SIXTH FLOOR PLAN
SCALE 1:100

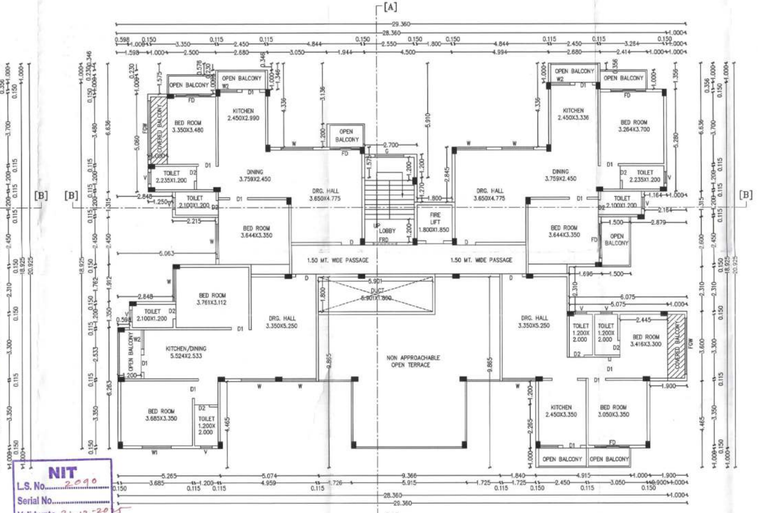

PROPOSED SEVENTH FLOOR PLAN
SCALE 1:100

OFFICE OF THE NAGPUR IMPROVEMENT TRUST
Building Permit No. B.E. (South)/CHITNIS-BUN-4-7 050D/Ref. No. 202/0723/147
Date 29/10/2021 But NO-127
SANCTIONED (As corrected only)
Building Engineer (South)
Nagpur Improvement Trust

NIT
L.S. No. 2090
Serial No.
Valid upto 31.12.2023

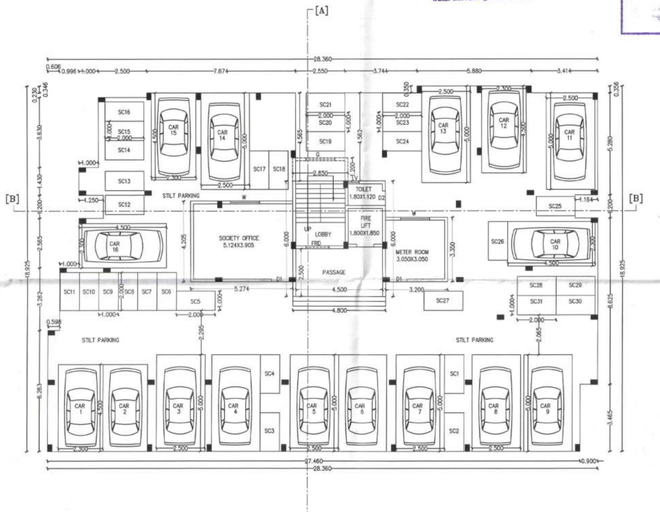

PROPOSED GROUND FLOOR PLAN
SCALE 1:100

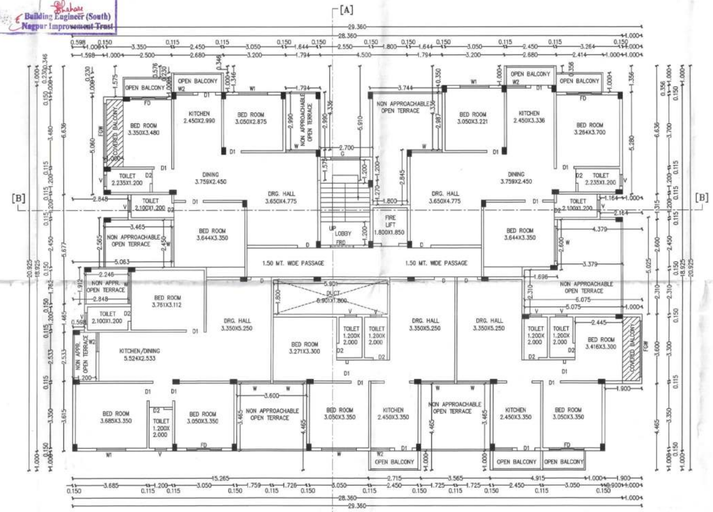

PROPOSED FIRST FLOOR PLAN
SCALE 1:100

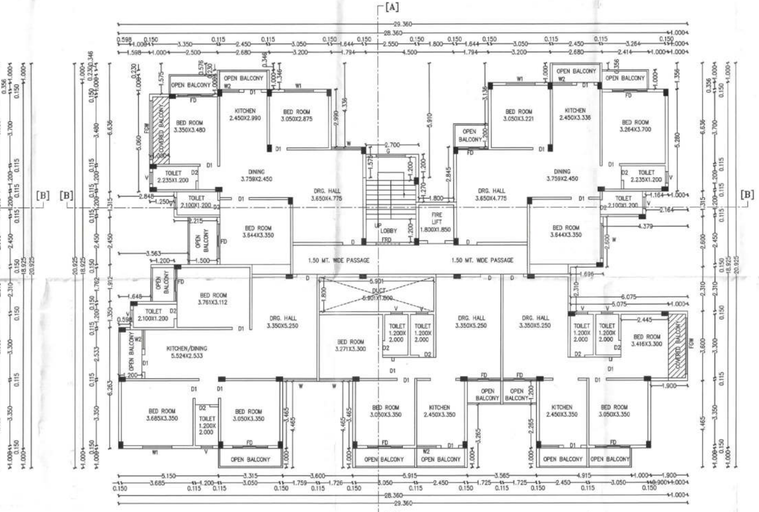

PROPOSED TYPICAL 2ND & 4TH FLOOR PLAN
SCALE 1:100

SHEET NO. 02/02

PROPOSED CONSTRUCTION FOR RESIDENTIAL BUILDING PLAN FOR MULTI FAMILY DWELLING UNIT ON PLOT NO. 2 KH.NO. 86/1 MOUZA-MANEWADA. IN NIMBALKAR LAYOUT NAGPUR.
BELONGING TO :-
SHRI GAJANAN DEVELOPERS
THROUGH IT'S PARTNERS
1) SHRI. GANGADHAR VISHWESHWARRAO NAKADE
2) SHRI. DEVEN GANGADHAR NAKADE
3) SHRI. RAJENDRA VISHWESHWARRAO NAKADE
4) SHRI. KAMLESH SHRIKRISHNA KHANORKAR
5) SHRI. ANIL MAHADEORAO NASRE (AS PER ARMY PATTRIKA)

NOTE:- TO PROVIED FRD DOOR WITH MAIN WALL FRED RESISTANCE AS PER IDCPR
TO PROVIDING FULLY AUTOMATIC FIRE LIFT

SCHEDULE OF OPENING

TYPE	SIZE		SPECIFICATIONS
D	1.000	2.100	T.W. PANELLED DOOR
D1	0.900	2.100	T.W. PANELLED DOOR
D2	1.000	2.100	T.W. PANELLED DOOR
W	1.500	1.200	ALUMINIUM FULLY GLAZED WINDOW
W1	1.200	1.200	ALUMINIUM FULLY GLAZED WINDOW
FGW	2.000	1.200	FIX GLAZED WINDOW
V	0.600	0.600	ALUMINIUM VENTILATOR

INDEX

1	PLOT BOUNDARY SHOWN BY	
2	PROPOSED CONSTRUCTION SHOWN BY	
3	EXISTING CONSTRUCTION SHOWN BY	
4	EXISTING /OLD CONSTRUCTION TO BE DEMOLISH SHOWN BY	

OWNER STAMP & SIGNATURE :

L.S./ ARCHITECT STAMP & SIGNATURE :

M. D. PADOLE
ARCHITECT & ENGINEER
N.T.L.S. NO. 2090
N.M.C.L.S. NO. L-447