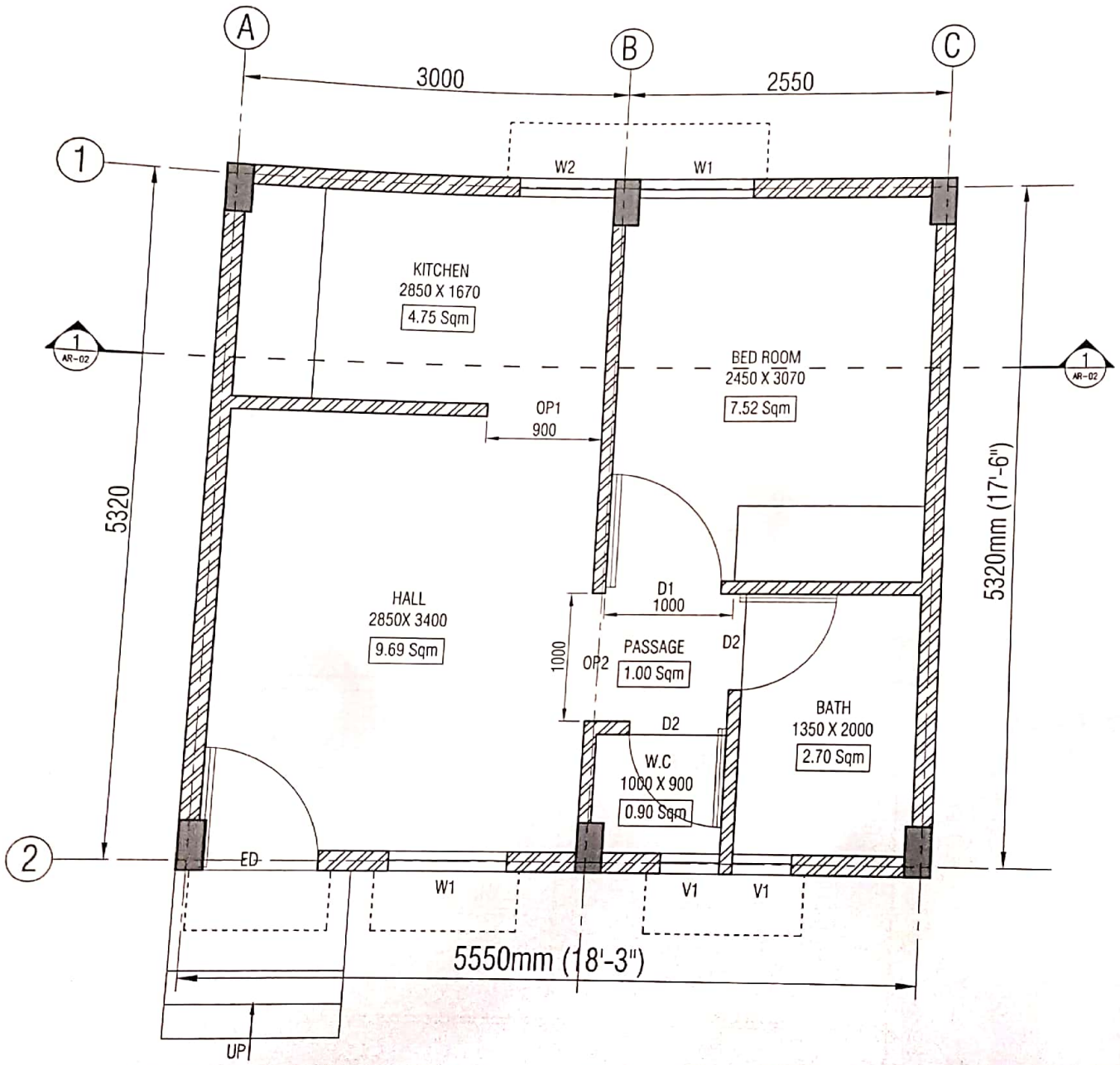

GROUND FLOOR PLAN

AREA BREAK STATEMENT :

ITEMS	Nos	L	B	AREA
HALL	01	2.85	3.40	9.69
BED ROOM	01	2.45	3.07	7.52
KITCHEN	01	2.85	1.67	4.75
W.C	01	1.00	0.90	0.90
BATH	01	1.35	2.00	2.70
PASSAGE	01	1.00	1.00	1.00
SUB TOTAL :				26.56
ED	01	0.90	0.15	0.13
OP1 & D1	02	0.90	0.10	0.18
OP2	01	1.00	0.10	0.10
D2	02	0.75	0.10	0.15
SUB TOTAL :				0.56
GRAND TOTAL :				27.12

NOTE:

1. DO NOT SCALE THE DRAWING FOLLOW THE WRITTEN DIMENSIONS ONLY.
2. ALL DIMENSIONS ARE IN mm UNLESS NOTED OTHERWISE.
3. FLOOR TO FLOOR HEIGHT = 3.0m

SCHEDULE OF OPENING

DOORS :

ED	900 X 2100 (with threshold)
D1	900 X 2100
D2	750 X 2100
OP1	900 X 2100

WINDOWS :

W1	900 X 1200
W2	750 X 600

VENTILATOR :

V1	450 X 600

AREA STATEMENT

CARPET AREA : 27.12 Sqm (291.92 Sft)

PLINTH AREA :
GF : 31.18 Sqm
TOTAL : 31.18 Sqm (335.62 Sft).

TYPE DESIGN - 10

ISSUED TO	NO	DATE	By

ISSUE DETAILS

DESCRIPTION	DATE	REV

REVISION

CONSULTANTS :

imprints
ARCHITECTURE · STRUCTURAL ENGINEERING
55, FIRST FLOOR, 8th CROSS,
5 th MAIN, MALLESHWARAM,
BANGALORE - 560 003
e-mail: imprints_arch@yahoo.co.in
TEL: 080-23464205

ASSISTANT EXECUTIVE ENGINEER
NO:1, SUB-DIVISION,
KSDB, BANGALORE.

DESIGN AND CONSTRUCTION BY :
GOWRI INFRA ENGINEERS Pvt. Ltd
#85, 8th MAIN. WIDIA LAYOUT.
CHANDRA LAYOUT, VIJAYANAGR.
BANGALORE - 560040

CLIENT :
THE COMMISSIONER
KARNATAKA SLUM DEVELOPMENT BOARD,
BANGALORE.

EXECUTIVE ENGINEER
NO : 1,DIVISION,
KSDB, BANGALORE

DRAWING TITLE :
GROUND FLOOR PLAN

PROJECT TITLE :
CONSTRUCTION OF 1845 (GF) DUS INCLUDING INFRASTRUCTURE WORKS IN 6 SELECTED SLUMS OF GOVINDARAJANAGAR, BENGALURU UNDER PMAY-HFA (URBAN) PHASE-III

DRAWN	CHANDRASHEKARA
CHECKED	CHANDRASHEKARA
APPROVED	VIJAYANAND
DATE	30-08-2019
SCALE	N.T.S
DWG NO	GN - 01
REV	NO

TECHNICAL DIRECTOR - 02
KSDB, BANGALORE

Scanned with CamScanner

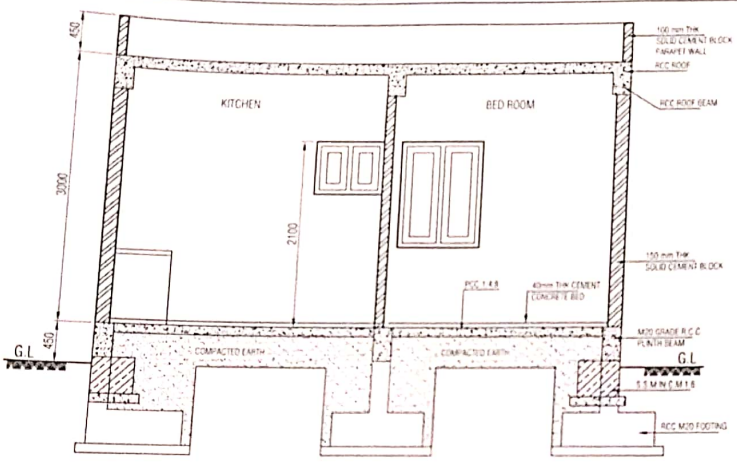

SECTION THROUGH 1 - 1



FRONT ELEVATION

AREA BREAK STATEMENT

ITEMS	No.	L	B	AREA
HALL	01	2.85	3.40	9.69
BED ROOM	01	2.45	3.02	7.39
KITCHEN	01	2.85	1.67	4.75
W.C	01	1.00	0.90	0.90
BATH	01	1.35	2.00	2.70
PASSAGE	01	1.05	1.00	1.05
SUB TOTAL				26.48
D1	01	0.90	0.15	0.13
D2 & D3	02	0.90	0.15	0.18
D4	01	1.00	0.10	0.10
D5	02	0.75	0.10	0.15
SUB TOTAL				0.56
GRAND TOTAL				27.12

NOTE

1. DO NOT SCALE THE DRAWING INSTEAD USE THE WRITTEN DIMENSIONS ONLY.
2. ALL DIMENSIONS ARE IN mm UNLESS NOTED OTHERWISE.
3. F.C.R TO FLOOR HEIGHT = 2.1m.

SCHEDULE OF OPENING

DOORS

D1	900 X 2100 (with Brackets)
D2	900 X 2100
D3	750 X 2100
D4	900 X 2100

WINDOWS

W1	900 X 1200
W2	750 X 600

VENTILATOR

V1	450 X 600

AREA STATEMENT

CARPET AREA : 27.12 Sqm (291.92 Sft)

PLINTH AREA

GF 31.18 Sqm

TOTAL 31.18 Sqm (335.62 Sft)

TYPE DESIGN - 10

ISSUED TO	NO.	DATE	By

ISSUE DETAILS

DESCRIPTION	DATE	REV.

REVISION

CONSULTANTS

imprints

ARCHITECTURE · STRUCTURAL ENGINEERING
33, 3rd MAIN, WCDA LAYOUT,
CHANDRA LAYOUT, VIJAYANAGAR,
BANGALORE - 560040
e-mail: imprints.architects@gmail.com
Tel: 080-23404376

ASSISTANT EXECUTIVE ENGINEER
NO:1, SUB-DIVISION,
KSDB, BANGALORE.

EXECUTIVE ENGINEER
NO : 1,DIVISION,
KSDB, BANGALORE

TECHNICAL DIRECTOR - 02
KSDB, BANGALORE

DESIGN AND CONSTRUCTION BY
GOWRI INFRA ENGINEERS Pvt. Ltd
#33, 3rd MAIN, WCDA LAYOUT,
CHANDRA LAYOUT, VIJAYANAGAR,
BANGALORE - 560040

CLIENT :
THE COMMISSIONER
KARNATAKA SLUM DEVELOPMENT BOARD
BANGALORE.

DRAWING TITLE
CROSS-SECTION & FRONT ELEVATION

PROJECT TITLE
CONSTRUCTION OF 1845 (GF) DUS INCLUDING INFRASTRUCTURE WORKS IN 8 SELECTED SLUMS OF GOVINDARAJANAGAR, BENGALURU UNDER PMAY-HFA (URBAN) PHASE-III

DRAWN	[illegible]
CHECKED	[illegible]
APPROVED	[illegible]
DATE	[illegible]
SCALE	1:75
DRAWING	[illegible]
REV.	00

Scanned with CamScanner

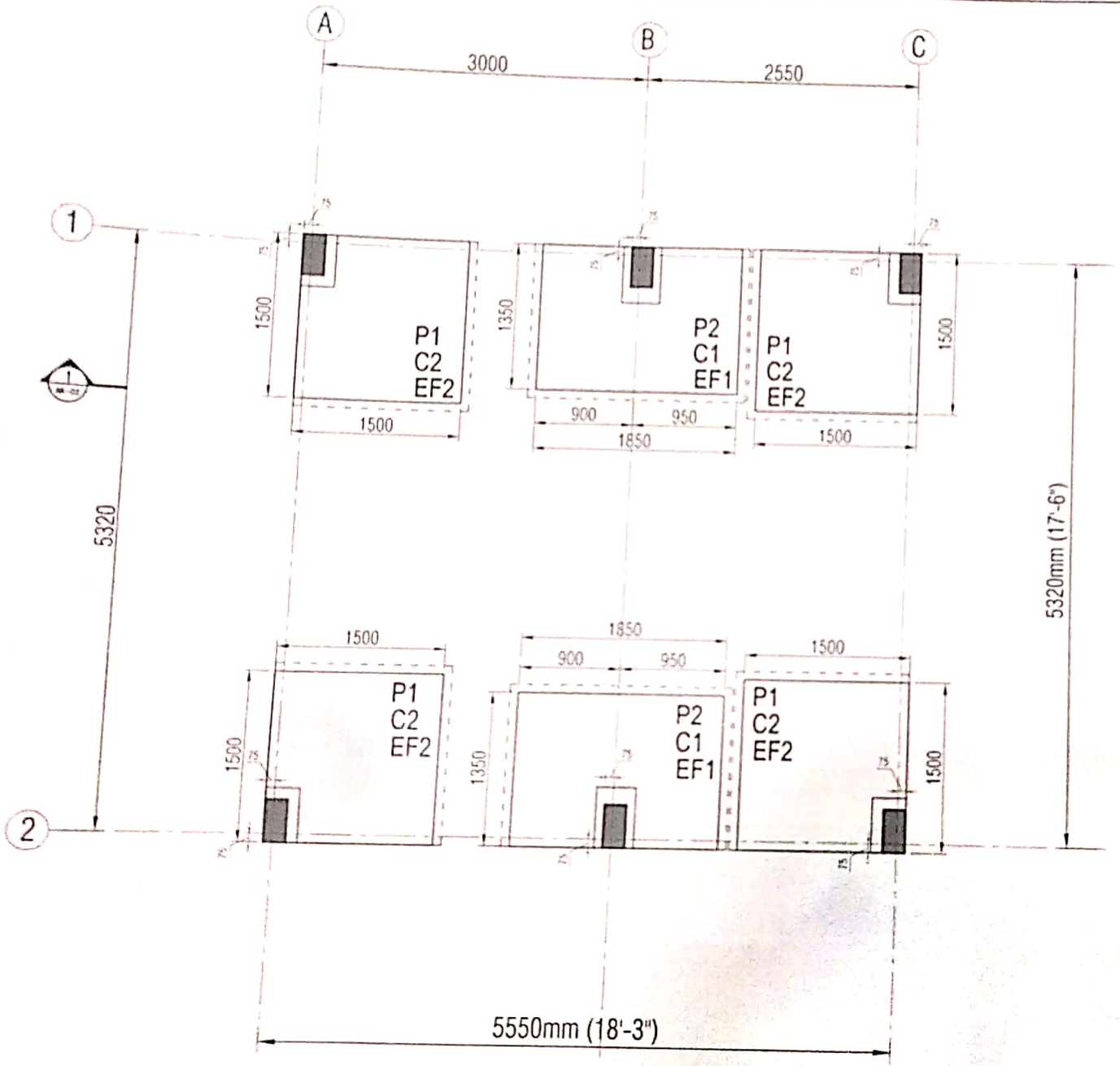

CENTERLINE & EXCAVATION LAY-OUT

NOTE

01. DO NOT SCALE THE DRAWING FOLLOW THE WRITTEN DIMENSIONS ONLY
02. ALL DIMENSIONS ARE IN mm UNO
03. ANY CHANGES SHOULD BE BROUGHT TO THE NOTICE OF THE CONCERNED ENGINEER
04. ALL LEVELS / PROFILES / DIMENSIONS / LOCATIONS ARE TO BE CHECKED WITH ARCHITECTURAL DWG.
05. GRADE OF CONCRETE FOR
    FOOTINGS M20
    COLUMNS M20
    PLINTH BEAMS M20
06. COVER
    COLUMNS 40mm
    FOOTINGS 50mm
    PLINTH BEAMS 25mm
07. GRADE OF STEEL IS Fe500
08. SBC ASSUMED 18 T/SQM
09. LAPS TO BE STAGGERED
10. ANCHORAGES TO BE PROVIDED AS PER USUAL PRACTICE
11. FOOTING ARE DESIGNED FOR G.F + 1 UPPER FLOOR ONLY (2 SLABS)
12. THE STRUCTURE IS DESIGN AS PARTIALLY FRAME STRUCTURE & PARTIALLY LOAD BEARING.
13. ADD 100mm ON EITHER SIDE OF FOOTING FOR EXCAVATION.

TYPE DESIGN - 10

ASSISTANT EXECUTIVE ENGINEER
NO:1, SUB-DIVISION,
KSDB, BANGALORE.

EXECUTIVE ENGINEER
NO : 1,DIVISION,
KSDB, BANGALORE

TECHNICAL DIRECTOR - 02
KSDB, BANGALORE

ENGG REF :
THIS DRG SHALL BE READ IN CONJUNCTION WITH ARCHITECTURAL AND SERVICES DRG

CONST. REF
ST - 02 & ST - 03

LEGEND
UNO - UNLESS NOTED OTHERWISE
C - INDICATES RCC COLUMN
F - INDICATES ISOLATED FOOTING
EF - INDICATES ECCENTRIC FOOTING
P - INDICATES PEDESTAL
PB - INDICATES PLINTH BEAM

ISSUED TO	NO	DATE	BY

ISSUE DETAILS

CONSULTANTS
imprints
ARCHITECTURE · STRUCTURAL ENGINEERING
55, FIRST FLOOR 6th CROSS
5th MAIN, MALLESHWARAM
BANGALORE - 560 003
TEL: 080 23464205

DESIGN AND CONSTRUCTION BY
GOWRI INFRA ENGINEERS Pvt. Ltd
#85, 8th MAIN, WEDA LAYOUT
CHANDRA LAYOUT, VIJAYANAGAR
BANGALORE - 560040

CLIENT :
The COMMISSIONER
KSDB, BANGALORE

DRAWING TITLE :
FOOTING AND COLUMN LAYOUT

PROJECT TITLE :
CONSTRUCTION OF 1845 (GF) DUS INCLUDING INFRASTRUCTURE WORKS IN 6 SELECTED SLUMS OF GOVINDARAJANAGAR, BENGALURU UNDER PMAY-HFA (URBAN) PHASE-III

DRAWN	CHANDRASHEKARA	DWG.NO
DESIGNED	VIJAYANAND	ST-01
CHECKED	VIJAYANAND	
DATE	30-08-2019	REV.
SCALE	NTS	R0
JOB NO		

THIS DRAWING IS THE PROPERTY OF IMPRINTS STRUCTURAL CONSULTANT NO PART OF THE DRAWING MAY BE REPRODUCED IN ANY MANNER WHATSOEVER WITHOUT PERMISSION FROM IMPRINTS STRUCTURAL CONSULTANT

Scanned with CamScanner

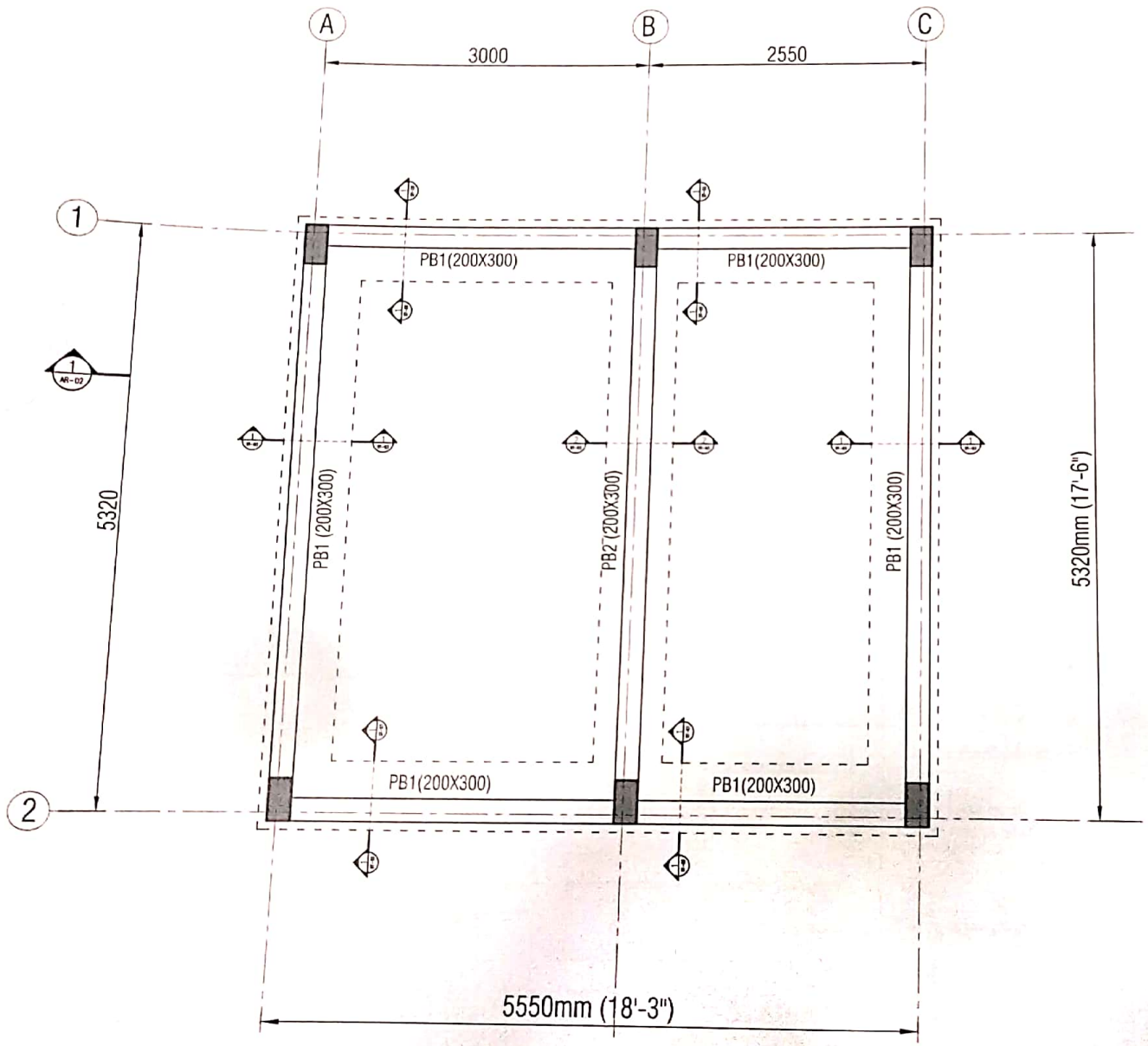

PLINTH BEAM LAY-OUT

NOTE :

01. DO NOT SCALE THE DRAWING FOLLOW THE WRITTEN DIMENSIONS ONLY.
02. ALL DIMENSIONS ARE IN mm UNO.
03. ANY CHANGES SHOULD BE BROUGHT TO THE NOTICE OF THE CONCERNED ENGINEER.
04. ALL LEVELS / PROFILES / DIMENSIONS / LOCATIONS ARE TO BE CHECKED WITH ARCHITECTURAL DWG.
05. GRADE OF CONCRETE FOR
    FOOTINGS : M20
    COLUMNS : M20
    PLINTH BEAMS : M20
06. COVER
    COLUMNS : 40mm
    FOOTINGS : 50mm
    PLINTH BEAMS : 25mm
07. GRADE OF STEEL IS Fe500.
08. SBC ASSUMED 18 T/SQM
09. LAPS TO BE STAGGERED.
10. ANCHORAGES TO BE PROVIDED AS PER USUAL PRACTICE.
11. FOOTING ARE DESIGNED FOR G.F + 1 UPPER FLOOR ONLY (2 SLABS).
12. THE STRUCTURE IS DESIGN AS PARTIALLY FRAME STRUCTURE & PARTIALLY LOAD BEARING.
13. ADD 100mm ON EITHER SIDE OF FOOTING FOR EXCAVATION.

TYPE DESIGN - 10

ENGG.REF :
THIS DRG SHALL BE READ IN CONJUNCTION WITH ARCHITECTURAL AND SERVICES DRG

CONST. REF. :
ST - 01 & ST - 03

LEGEND :
UNO - UNLESS NOTED OTHERWISE
C - INDICATES RCC COLUMN
F - INDICATES ISOLATED FOOTING
EF - INDICATES ECCENTRIC FOOTING
P - INDICATES PEDESTAL
PB - INDICATES PLINTH BEAM

ISSUED TO	NO	DATE	BY

ISSUE DETAILS

CONSULTANTS :
imprints
ARCHITECTURE - STRUCTURAL ENGINEERING
55, FIRST FLOOR, 8 th CROSS,
5 th MAIN, MALLESHWARAM
BANGALORE - 560 003
e-mail: imprints_arl@yahoo.co.in
TEL: 080-23464206

DESIGN AND CONSTRUCTION BY :
GOWRI INFRA ENGINEERS Pvt. Ltd
#85, 8th MAIN, WIDIA LAYOUT,
CHANDRA LAYOUT, VIJAYANAGR,
BANGALORE - 560040

CLIENT :
The COMMISSIONER
KSDB, BANGALORE

DRAWING TITLE :
PLINTH BEAM LAYOUT

PROJECT TITLE :
CONSTRUCTION OF 1845 (GF) DUS INCLUDING INFRASTRUCTURE WORKS IN 6 SELECTED SLUMS OF GOVINDARAJANAGAR, BENGALURU UNDER PMAY-HFA (URBAN) PHASE-III

ASSISTANT EXECUTIVE ENGINEER
NO:1, SUB-DIVISION,
KSDB, BANGALORE.

EXECUTIVE ENGINEER
NO : 1,DIVISION,
KSDB, BANGALORE

TECHNICAL DIRECTOR - 02
KSDB, BANGALORE

DRAWN	: CHANDRASHEKARA	DWG.NO
DESIGNED	: VIJAYANAND	ST-02
CHECKED	: VIJAYANAND	
DATE	: 30-08-2019	REV.
SCALE	: NTS	R0
JOB NO	:	

THIS DRAWING IS THE PROPERTY OF IMPRINTS STRUCTURAL CONSULTANT NO PART OF THE DRAWING MAY BE REPRODUCED IN ANY MANNER WHATSOEVER WITHOUT PERMISSION FROM IMPRINTS STRUCTURAL CONSULTANT

Scanned with CamScanner

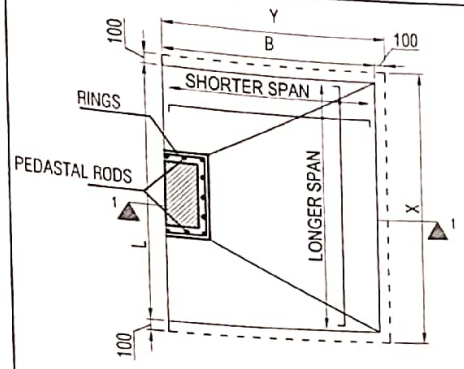

TYPICAL PLAN OF ECCENTRICL FOOTINGS:

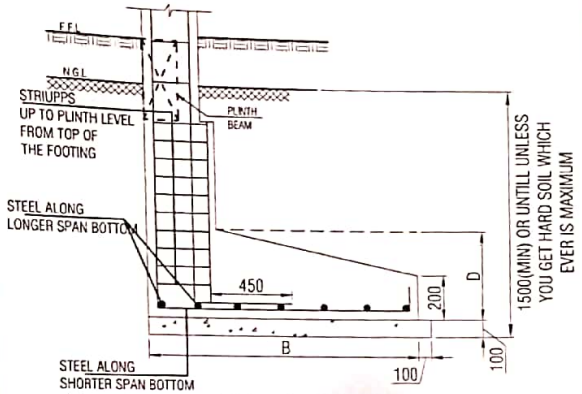

TYPICAL CROSS SECTION 1-1

FOOTING DETAILS:

FOOTING NAME	EXCAVATION SIZE		FOOTING SIZE			REINFORCEMENT	
	X	Y	L	B	D	REINFORCEMENT ALONG L	REINFORCEMENT ALONG B
EF1	2050	1450	1850	1350	450	#10@100C/C	#10@100C/C
EF2	1600	1600	1500	1500	500	#10@125C/C	#10@125C/C

PLINTH BEAM DETAILS:

PB1

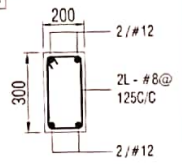

C/S OF PB1 (200X300)

PB2

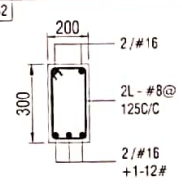

C/S OF PB2 (200X300)

COLUMN DETAILS:

STRIUPPS	#8@ 200C/C	#8@ 200C/C
COLUMN STEEL	● - 4 /#16 + ○ - 2 /#12	● - 6 /#12
COLUMN SIZE	200X375	200X375
FROM FOOTING TO TERRACE FLOOR LVL	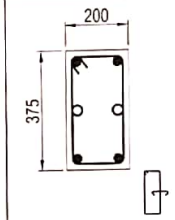	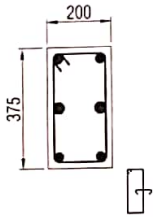
COLUMN	C1	C2

NOTE :

01. DO NOT SCALE THE DRAWING FOLLOW THE WRITTEN DIMENSIONS ONLY.
02. ALL DIMENSIONS ARE IN mm UNO.
03. ANY CHANGES SHOULD BE BROUGHT TO THE NOTICE OF THE CONCERNED ENGINEER.
04. ALL LEVELS / PROFILES / DIMENSIONS / LOCATIONS ARE TO BE CHECKED WITH ARCHITECTURAL DWG.
05. GRADE OF CONCRETE FOR
    FOOTINGS : M20
    COLUMNS : M20
    PLINTH BEAMS : M20
06. COVER:
    COLUMNS : 40mm
    FOOTINGS : 50mm
    PLINTH BEAMS : 25mm
07. GRADE OF STEEL IS Fe500.
08. SBC ASSUMED 18 T/SQM
09. LAPS TO BE STAGGERED.
10. ANCHORAGES TO BE PROVIDED AS PER USUAL PRACTICE.
11. FOOTING ARE DESIGNED FOR G.F+1 UPPER FLOOR ONLY (2 SLABS).
12. THE STRUCTURE IS DESIGN AS PARTIALLY FRAME STRUCTURE & PARTIALLY LOAD BEARING.
13. ADD 100mm ON EITHER SIDE OF FOOTING FOR EXCAVATION.

TYPE DESIGN - 10

ENGG.REF :
THIS DRG SHALL BE READ IN CONJUNCTION WITH ARCHITECTURAL AND SERVICES DRG

CONST. REF. :
ST - 01 & ST - 02

LEGEND :

UNO	- UNLESS NOTED OTHERWISE
C	- INDICATES RCC COLUMN
F	- INDICATES ISOLATED FOOTING
EF	- INDICATES ECCENTRIC FOOTING
P	- INDICATES PEDESTAL
PB	- INDICATES PLINTH BEAM

ISSUED TO	NO.	DATE	BY

ISSUE DETAILS

CONSULTANTS :

imprints
ARCHITECTURE - STRUCTURAL ENGINEERING
55, FIRST FLOOR, 8 th CROSS, 5 th MAIN, MALLESHWARAM, BANGALORE - 560 003
e-mail: imprints_arr@yahoo.co.in
TEL 080-23464205

DESIGN AND CONSTRUCTION BY :
GOWRI INFRA ENGINEERS Pvt. Ltd
#85, 8th MAIN, WIDIA LAYOUT, CHANDRA LAYOUT, VIJAYANAGR, BANGALORE - 560040

CLIENT :
The COMMISSIONER
KSDB, BANGALORE

DRAWING TITLE :
FOOTING, PLINTH BEAM AND COLUMN DETAILS

PROJECT TITLE :
CONSTRUCTION OF 1845 (GF) DUS INCLUDING INFRASTRUCTURE WORKS IN 6 SELECTED SLUMS OF GOVINDARAJANAGAR, BENGALURU UNDER PMAY-HFA (URBAN) PHASE-III

PEDESTAL DETAILS:

P1

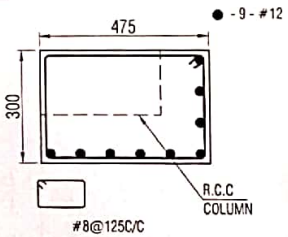

NOTE : ALL PEDESTAL SHALL BE CASTED UPTO PLINTH BEAM BOTTOM

P2

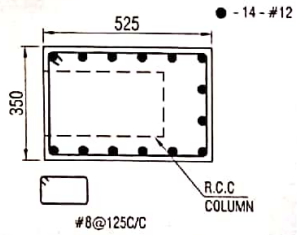

NOTE : ALL PEDESTAL SHALL BE CASTED UPTO PLINTH BEAM BOTTOM

WALL FOUNDATION DETAILS:

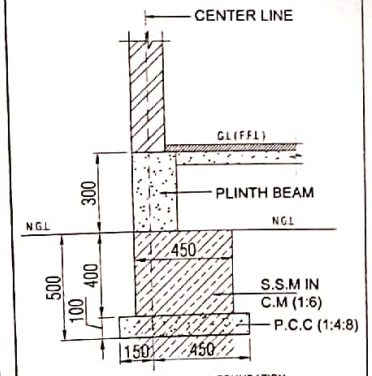

TYPICAL EXTERNAL WALL FOUNDATION SECTION 1 - 1

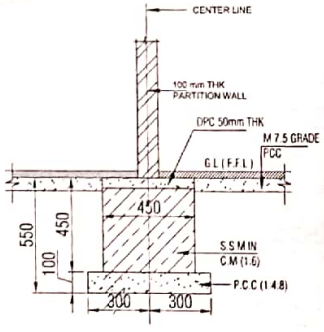

TYPICAL PARTITION WALL FOUNDATION

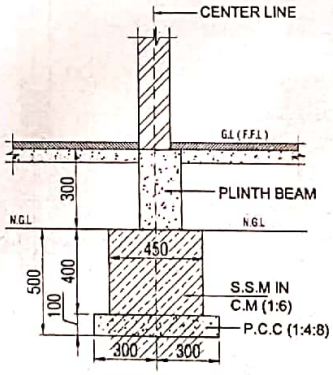

TYPICAL INTERNAL WALL FOUNDATION SECTION 2 - 2

ASSISTANT EXECUTIVE ENGINEER
NO:1, SUB-DIVISION,
KSDB, BANGALORE.

EXECUTIVE ENGINEER
NO : 1,DIVISION,
KSDB, BANGALORE

TECHNICAL DIRECTOR - 02
KSDB, BANGALORE

DRAWN	: CHANDRASHEKARA	DWG.NO
DESIGNED	: VIJAYANAND	ST-03
CHECKED	: VIJAYANAND	
DATE	: 30-08-2019	REV.
SCALE	: NTS	R0
JOB NO	:	

THIS DRAWING IS THE PROPERTY OF IMPRINTS STRUCTURAL CONSULTANT NO PART OF THE DRAWING MAY BE REPRODUCED IN ANY MANNER WHATSOEVER WITHOUT PERMISSION FROM IMPRINTS STRUCTURAL CONSULTANT.

Scanned with CamScanner

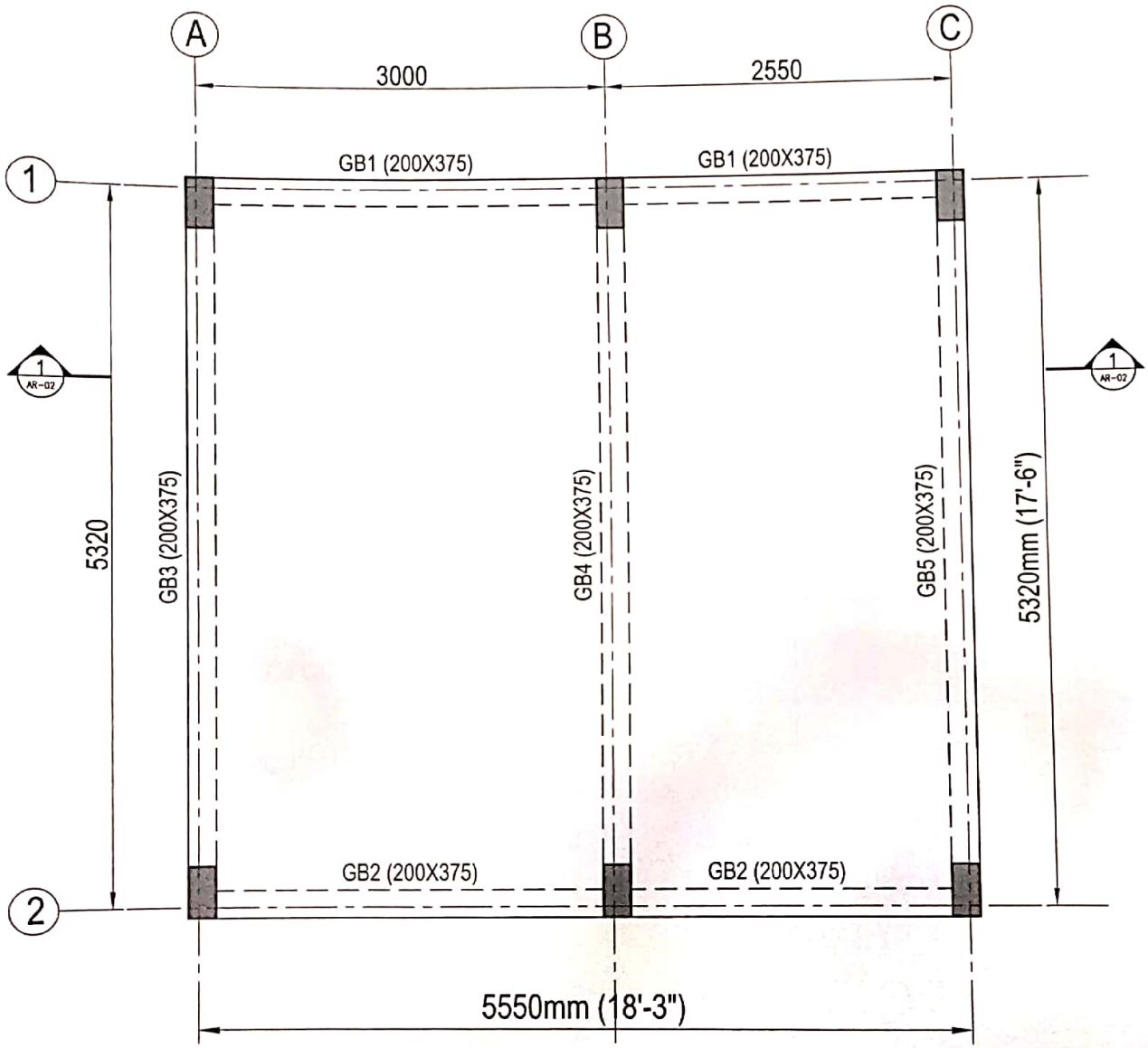

G.A OF SLAB & BEAMS @ GROUND FLOOR ROOF LVL

SLAB THICKNESS - 125mm UNTILL OTHER WISE SPECIFIED

NOTE :

01. DO NOT SCALE THE DRAWING FOLLOW THE WRITTEN DIMENSIONS ONLY.
02. ALL DIMENSIONS ARE IN 'mm' & LEVELS ARE IN 'm' UNLESS NOTED OTHERWISE.
03. ANY CHANGES SHOULD BE BROUGHT TO THE NOTICE OF THE CONCERNED ENGINEER.
04. GRADE OF CONCRETE FOR
    COLUMNS : M20
    ROOF SLAB : M20
    ROOF BEAMS : M20
05. COVER.
    COLUMNS : 40mm
    ROOF SLAB : 15 to 20mm
    ROOF BEAMS : 30mm
06. "#" REPRESENTS HYSD BARS OF GRADE Fe-500.
7. LAPS TO BE STAGGERED
8. LAP LENGTH SHALL BE 50 TIMES THE DIA OF THE BAR MINIMUM LENGTH SHALL BE 30cm
9. AVOID LAP IN BEAMS AT
   A) BOTTOM MAIN BARS AT MIDSPAN
   B) TOP MAIN BARS AT SUPPORT
10. PROVIDE SPACER RODS WHERE EVER REQUIRED.
11. ALL BEAMS ARE (200X450) UNO.
12. READ THIS DRAWING ALONG WITH ARCHITECTURAL DRAWING.
13. PROVIDE DISTRIBUTION STEEL #8 - 200 C/C WHEREVER NECESSARY.
14. LEAVE DOWEL'S AS PER ARCHITECTURAL ELEVATION TREATMENT.

ASSISTANT EXECUTIVE ENGINEER
NO:1, SUB-DIVISION,
KSDB, BANGALORE.

EXECUTIVE ENGINEER
NO : 1,DIVISION,
KSDB, BANGALORE

TECHNICAL DIRECTOR - 02
KSDB, BANGALORE

TYPE DESIGN - 10

ENGG.REF :
THIS DRG SHALL BE READ IN CONJUNCTION WITH ARCHITECTURAL AND SERVICES DRG

CONST. REF. :
ST - 05 & ST - 06

LEGEND :
UNO - UNLESS NOTED OTHERWISE
GB - INDICATES GROUND FLOOR ROOF BEAM
-------- - TOP REINFORCEMENT
——— - BOTTOM REINFORCEMENT

ISSUED TO	NO	DATE	BY

ISSUE DETAILS

CONSULTANTS :
imprints
ARCHITECTURE - STRUCTURAL ENGINEERING
55, FIRST FLOOR, 8 th CROSS, 5 th MAIN, MALLESHWARAM, BANGALORE - 560 003
e-mail: imprints_arr@yahoo.co.in
TEL: 080-23464205

DESIGN AND CONSTRUCTION BY :
GOWRI INFRA ENGINEERS Pvt. Ltd
#85, 8th MAIN, WIDIA LAYOUT, CHANDRA LAYOUT, VIJAYANAGR, BANGALORE - 560040

CLIENT :
The COMMISSIONER
KSDB, BANGALORE

DRAWING TITLE :
G.A OF SLAB & BEAMS @ GROUND FLOOR ROOF LVL

PROJECT TITLE :
CONSTRUCTION OF 1845 (GF) DUS INCLUDING INFRASTRUCTURE WORKS IN 6 SELECTED SLUMS OF GOVINDARAJANAGAR, BENGALURU UNDER PMAY-HFA (URBAN) PHASE-III

DRAWN	: CHANDRASHEKARA	DWG.NO
DESIGNED	: VIJAYANAND	ST-04
CHECKED	: VIJAYANAND	
DATE	: 30-08-2019	REV.
SCALE	: NTS	R0
JOB NO	:	

THIS DRAWING IS THE PROPERTY OF IMPRINTS STRUCTURAL CONSULTANT NO PART OF THE DRAWING MAY BE REPRODUCED IN ANY MANNER WHATSOEVER WITHOUT PERMISSION FROM IMPRINTS STRUCTURAL CONSULTANT

Scanned with CamScanner

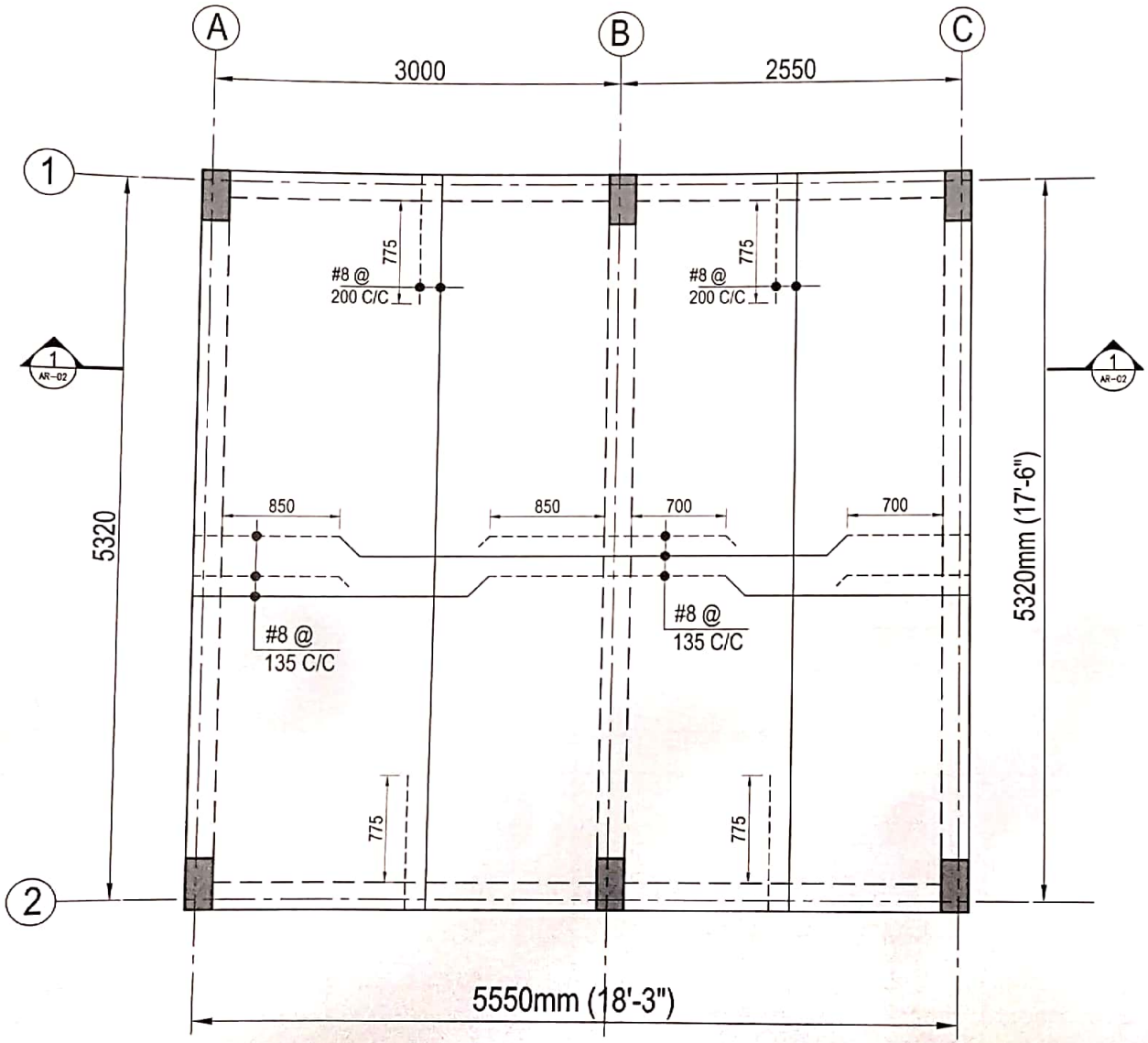

SLAB REINFORCEMENT DETAILS @ GROUND FLOOR ROOF LVL

NOTE :

01. DO NOT SCALE THE DRAWING FOLLOW THE WRITTEN DIMENSIONS ONLY.
02. ALL DIMENSIONS ARE IN 'mm' & LEVELS ARE IN 'm' UNLESS NOTED OTHERWISE.
03. ANY CHANGES SHOULD BE BROUGHT TO THE NOTICE OF THE CONCERNED ENGINEER.
04. GRADE OF CONCRETE FOR
    COLUMNS : M20
    ROOF SLAB : M20
    ROOF BEAMS : M20
05. COVER:
    COLUMNS : 40mm
    ROOF SLAB : 15 to 20mm
    ROOF BEAMS : 30mm
06. "#" REPRESENTS HYSD BARS OF GRADE Fe-500.
07. LAPS TO BE STAGGERED
08. LAP LENGTH SHALL BE 50 TIMES THE DIA OF THE BAR MINIMUM LENGTH SHALL BE 30cm
09. AVOID LAP IN BEAMS AT
    A) BOTTOM MAIN BARS AT MIDSPAN
    B) TOP MAIN BARS AT SUPPORT
10. PROVIDE SPACER RODS WHERE EVER REQUIRED.
11. ALL BEAMS ARE (200X450) UNO.
12. READ THIS DRAWING ALONG WITH ARCHITECTURAL DRAWING.
13. PROVIDE DISTRIBUTION STEEL #8 - 200 C/C WHEREVER NECESSARY.
14. LEAVE DOWEL'S AS PER ARCHITECTURAL ELEVATION TREATMENT.

ASSISTANT EXECUTIVE ENGINEER
NO:1, SUB-DIVISION,
KSDB, BANGALORE.

EXECUTIVE ENGINEER
NO : 1,DIVISION,
KSDB, BANGALORE

TECHNICAL DIRECTOR - 02
KSDB, BANGALORE

TYPE DESIGN - 10

ENGG.REF :
THIS DRG SHALL BE READ IN CONJUNCTION WITH ARCHITECTURAL AND SERVICES DRG

CONST. REF. :
ST - 04 & ST - 06

LEGEND :
UNO - UNLESS NOTED OTHERWISE
GB - INDICATES GROUND FLOOR ROOF BEAM
-------- - TOP REINFORCEMENT
——— - BOTTOM REINFRCEMENT

ISSUED TO	NO.	DATE	BY
ISSUE DETAILS			

CONSULTANTS :

imprints
ARCHITECTURE - STRUCTURAL ENGINEERING
55, FIRST FLOOR, 8 th CROSS, 5 th MAIN, MALLESHWARAM, BANGALORE - 560 003
e-mail: imprints_arr@yahoo.co.in
TEL: 080-23464205

DESIGN AND CONSTRUCTION BY :
GOWRI INFRA ENGINEERS Pvt. Ltd
#85, 8th MAIN, WIDIA LAYOUT, CHANDRA LAYOUT, VIJAYANAGR, BANGALORE - 560040

CLIENT :
The COMMISSIONER
KSDB, BANGALORE

DRAWING TITLE :
SLAB REINFORCEMENT DETAIL @ GROUND FLOOR ROOF LVL

PROJECT TITLE :
CONSTRUCTION OF 1845 (GF) DUS INCLUDING INFRASTRUCTURE WORKS IN 6 SELECTED SLUMS OF GOVINDARAJANAGAR, BENGALURU UNDER PMAY-HFA (URBAN) PHASE-III

DRAWN	: CHANDRASHEKARA	DWG.NO
DESIGNED	: VIJAYANAND	ST-05
CHECKED	: VIJAYANAND	
DATE	: 30-08-2019	REV.
SCALE	: NTS	R0
JOB NO	:	

THIS DRAWING IS THE PROPERTY OF IMPRINTS STRUCTURAL CONSULTANT NO PART OF THE DRAWING MAY BE REPRODUCED IN ANY MANNER WHATSOEVER WITHOUT PERMISSION FROM IMPRINTS STRUCTURAL CONSULTANT

Scanned with CamScanner

GB1

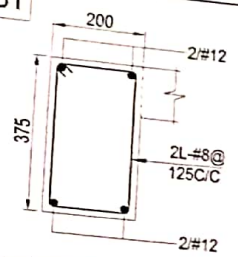

C/S OF GB1 (200X375)

GB2

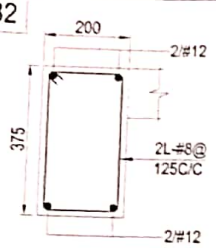

C/S OF GB2 (200X375)

GB3

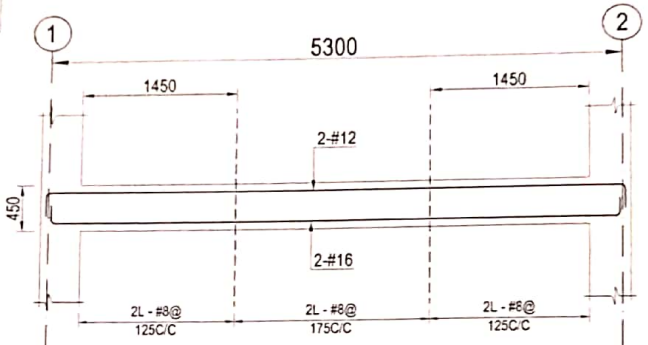

L/S OF GB3 (200X375)
(GRID ALONG WITH A - A)

GB4

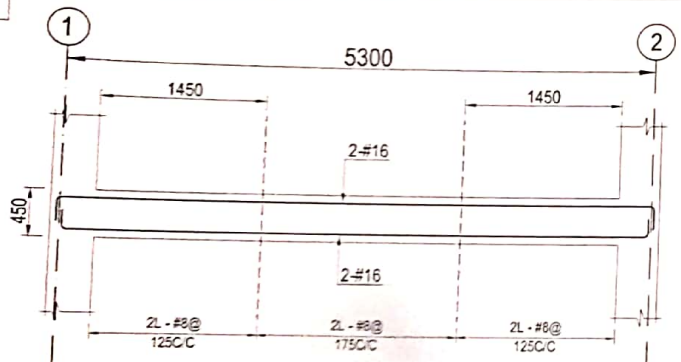

L/S OF GB4 (200X375)
(GRID ALONG WITH B - B)

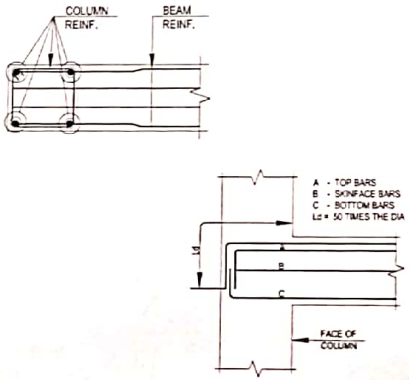

TYPICAL ANCHOR DETAILS

GB5

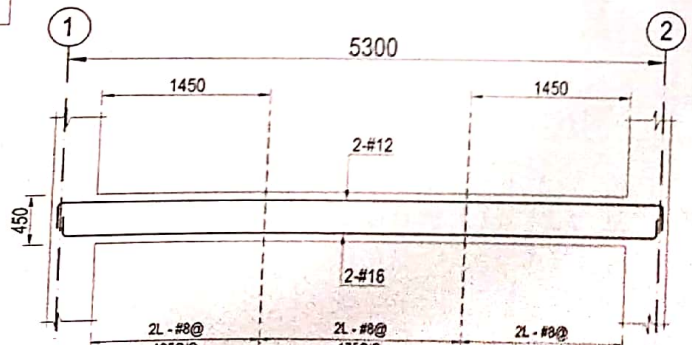

L/S OF GB5 (200X375)
(GRID ALONG WITH C - C)

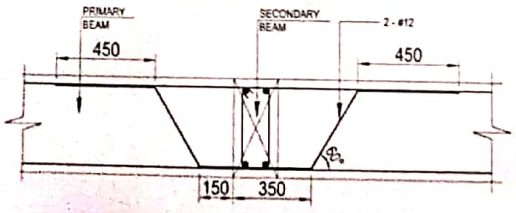

TYPICAL CROSS BEAM JUNCTION DETAIL

NOTE :

01. DO NOT SCALE THE DRAWING FOLLOW THE WRITTEN DIMENSIONS ONLY.
02. ALL DIMENSIONS ARE IN mm & LEVELS ARE IN m UNLESS NOTED OTHERWISE.
03. ANY CHANGES SHOULD BE BROUGHT TO THE NOTICE OF THE CONCERNED ENGINEER.
04. GRADE OF CONCRETE FOR
    COLUMNS : M20
    ROOF SLAB : M20
    ROOF BEAMS : M20
05. COVER.
    COLUMNS : 40mm
    ROOF SLAB : 15 to 20mm
    ROOF BEAMS : 30mm
06. "#" REPRESENTS HYSD BARS OF GRADE Fe-500.
7. LAPS TO BE STAGGERED.
8. LAP LENGTH SHALL BE 50 TIMES THE DIA OF THE BAR MINIMUM LENGTH SHALL BE 300mm
9. AVOID LAP IN BEAMS AT
    A) BOTTOM MAIN BARS AT MIDSPAN
    B) TOP MAIN BARS AT SUPPORT
10. PROVIDE SPACER RODS WHERE EVER REQUIRED.
11. ALL BEAMS ARE (200X450) UNO.
12. READ THIS DRAWING ALONG WITH ARCHITECTURAL DRAWING.
13. PROVIDE DISTRIBUTION STEEL #8 - 200 C/C WHEREVER NECESSARY.
14. LEAVE DOWEL'S AS PER ARCHITECTURAL ELEVATION TREATMENT.

ASSISTANT EXECUTIVE ENGINEER
NO:1, SUB-DIVISION,
KSDB, BANGALORE.

EXECUTIVE ENGINEER
NO : 1.DIVISION,
KSDB, BANGALORE

TECHNICAL DIRECTOR - 02
KSDB, BANGALORE

TYPE DESIGN - 10

ENGG.REF :
THIS DRG SHALL BE READ IN CONJUNCTION WITH ARCHITECTURAL AND SERVICES DRG

CONST. REF :
ST - 04 & ST-05

LEGEND :
UNO - UNLESS NOTED OTHERWISE
GB - INDICATES GROUND FLOOR ROOF BEAM

ISSUED TO	NO	DATE	BY

ISSUE DETAILS

CONSULTANTS :

imprints
ARCHITECTURE - STRUCTURAL ENGINEERING
55, FIRST FLOOR, 8 th CROSS,
5 th MAIN, MALLESHWARAM,
B A N G A L O R E - 560 003
e-mail: imprints_arch@yahoo.co.in
TEL: 080-23464205

DESIGN AND CONSTRUCTION BY :
GOWRI INFRA ENGINEERS Pvt. Ltd
#55, 8th MAIN, WIDIA LAYOUT,
CHANDRA LAYOUT, VIJAYANAGR,
BANGALORE - 560040

CLIENT :
The COMMISSIONER
KSDB, BANGALORE

DRAWING TITLE :
L/S & C/S OF
GROUND FLOOR ROOF LVL

PROJECT TITLE :
CONSTRUCTION OF 1845 (GF) DUS INCLUDING INFRASTRUCTURE WORKS IN 6 SELECTED SLUMS OF GOVINDARAJANAGAR, BENGALURU UNDER PMAY-HFA (URBAN) PHASE-III

DRAWN	: CHANDRASHEKARA	DWG.NO
DESIGNED	: VIJAYANAND	ST-06
CHECKED	: VIJAYANAND	
DATE	: 30-08-2019	REV.
SCALE	: NTS	R0
JOB NO	:	

THIS DRAWING IS THE PROPERTY OF IMPRINTS STRUCTURAL CONSULTANT NO PART OF THE DRAWING MAY BE REPRODUCED IN ANY MANNER WHATSOEVER WITHOUT PERMISSION FROM IMPRINTS STRUCTURAL CONSULTANT

Scanned with CamScanner

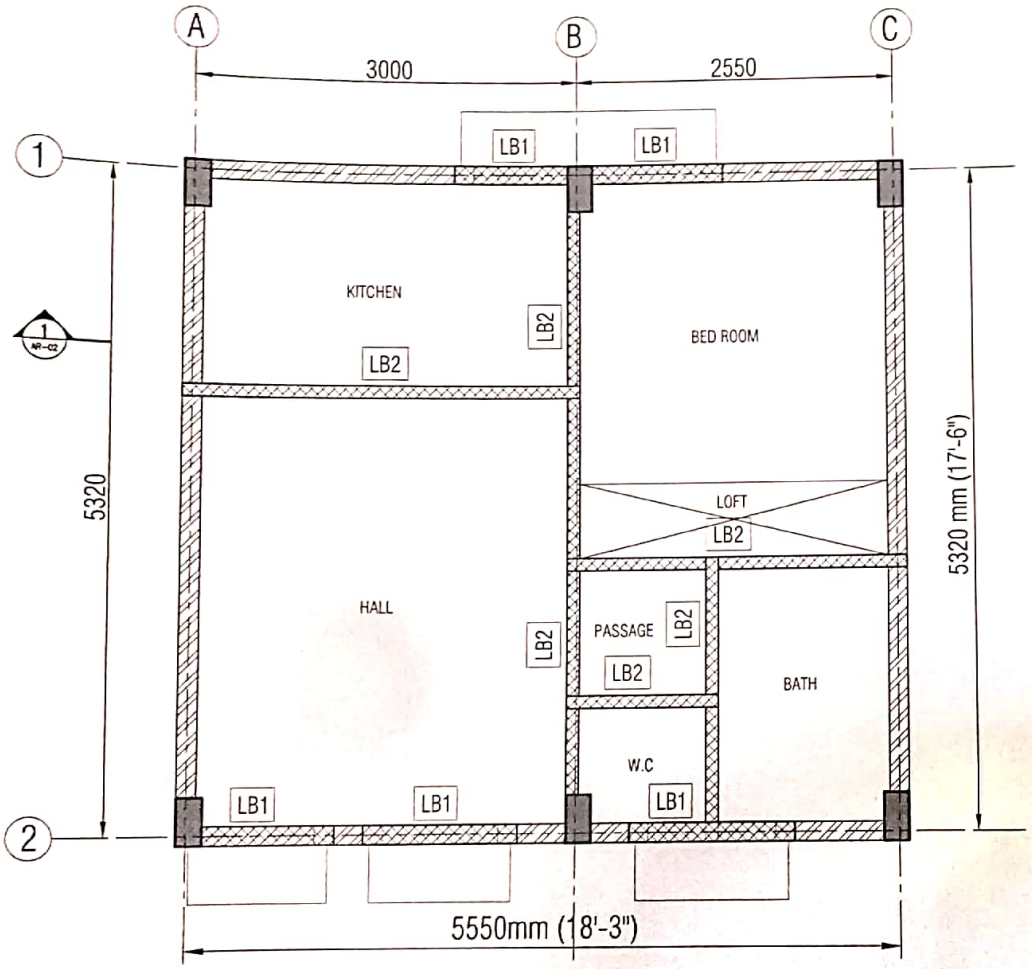

GROUND FLOOR LINTEL BEAM LAYOUT PLAN

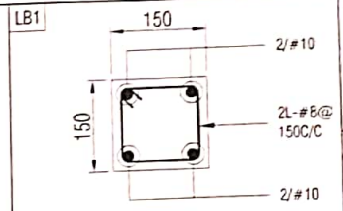

C/S OF LINTEL LB1

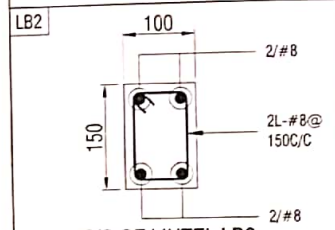

C/S OF LINTEL LB2

(ABOVE PARTITION WALL)

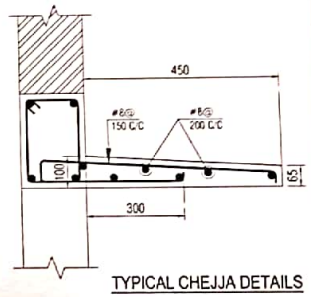

TYPICAL CHEJJA DETAILS

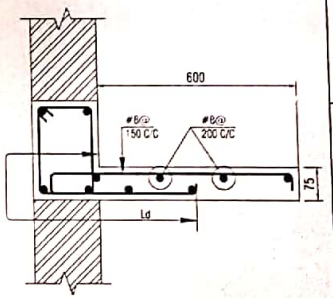

TYPICAL LOFT SLAB DETAILS

PLEASE NOTE

01. TAKE MINIMUM OF 150mm BEARING ON EITHER SIDE OF THE OPENING FOR CUT LINTELS.
02. TAKE MINIMUM OF 100mm BEARING ON EITHER SIDE OF THE OPENING FOR OUTSIDE CHEJJA'S.

NOTE

01. DO NOT SCALE THE DRAWING FOLLOW THE WRITTEN DIMENSIONS ONLY.
02. ALL DIMENSIONS ARE IN mm UNO.
03. ANY CHANGES SHOULD BE BROUGHT TO THE NOTICE OF THE CONCERNED ENGINEER.
04. ALL LEVELS / PROFILES / DIMENSIONS / LOCATIONS ARE TO BE CHECKED WITH ARCHITECTURAL DWG.
05. GRADE OF CONCRETE FOR
    COLUMNS : M20
    ROOF SLABS : M20
    ROOF BEAMS : M20
06. COVER:
    COLUMNS : 40mm
    ROOF SLAB : 15 to 20mm
    LINTEL BEAMS : 30mm
07. *#* REPRESENTS HYSD BARS OF GRADE Fe-500.
08. LAPS TO BE STAGGERED.
09. ANCHORAGES TO BE PROVIDED AS PER USUAL PRACTICE.
10. PROVIDE SPACER RODS WHERE EVER REQUIRED.
11. PROVIDE DISTRIBUTION STEEL #8 - 240 C/C UNO.
12. LEAVE DOWEL'S AS PER ARCHITECTURAL ELEVATION TREATMENT.

ASSISTANT EXECUTIVE ENGINEER
NO:1, SUB-DIVISION,
KSDB, BANGALORE.

EXECUTIVE ENGINEER
NO : 1,DIVISION,
KSDB, BANGALORE

TECHNICAL DIRECTOR - 02
KSDB, BANGALORE

TYPE DESIGN - 10

ENGG.REF :
-THIS DRG SHALL BE READ IN CONJUNCTION WITH ARCHITECTURAL AND SERVICES DRG

CONST. REF. :
AR-01

LEGEND :
UNO - UNLESS NOTED OTHERWISE.

ISSUED TO	NO.	DATE	By

ISSUE DETAILS

DESCRIPTION	DATE	REV

REVISION

CONSULTANTS

imprints
ARCHITECTURE STRUCTURAL ENGINEERING
55, FIRST FLOOR, 8 th CROSS, 5 th MAIN, MALLESHWARAM, BANGALORE - 560 003
e-mail imprints_arc@yahoo.co.in
TEL 080-23464205

DESIGN AND CONSTRUCTION BY :
GOWRI INFRA ENGINEERS Pvt. Ltd
#85, 8th MAIN, WIDIA LAYOUT, CHANDRA LAYOUT, VIJAYANAGR, BANGALORE - 560040

CLIENT:
THE COMMISSIONER
KARNATAKA SLUM DEVELOPMENT BOARD, BANGALORE.

DRAWING TITLE :
GROUND FLOOR LINTEL LAY-OUT & DETAIL PLAN

PROJECT TITLE :
CONSTRUCTION OF 1845 (GF) DUS INCLUDING INFRASTRUCTURE WORKS IN 6 SELECTED SLUMS OF GOVINDARAJANAGAR, BENGALURU UNDER PMAY-HFA (URBAN) PHASE-III

DRAWN	: CHANDRASHEKARA
CHECKED	: VIJAYANAND
APPROVED	: VIJAYANAND
DATE	: 30-08-2018
SCALE	: N.T.S
DWG.NO	: ST - 07
REV.	: R0

Scanned with CamScanner