V.P NO - 0104 BLD-6 (C WING)
SHEET NO-2

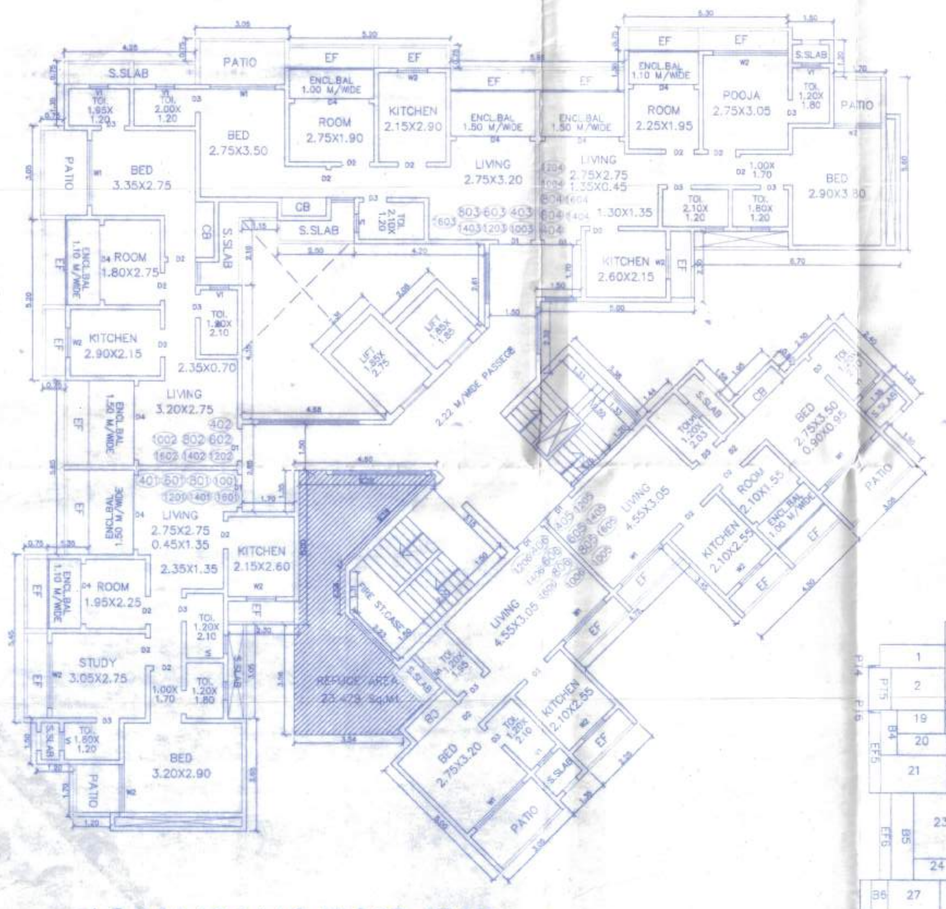

4,6,8,10,12,14,16 FLOOR PLAN SCALE 1:100



ELEVATION SCALE 1:200

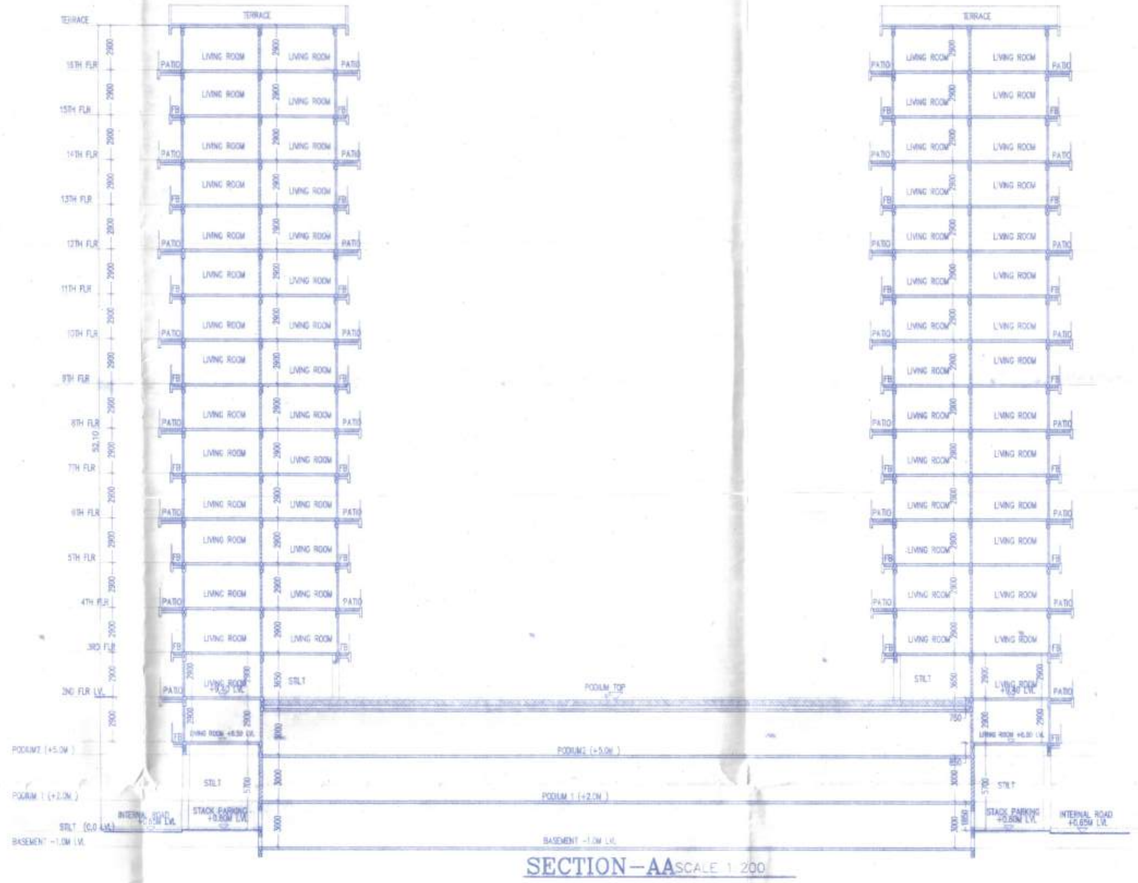

SECTION-AA SCALE 1:200

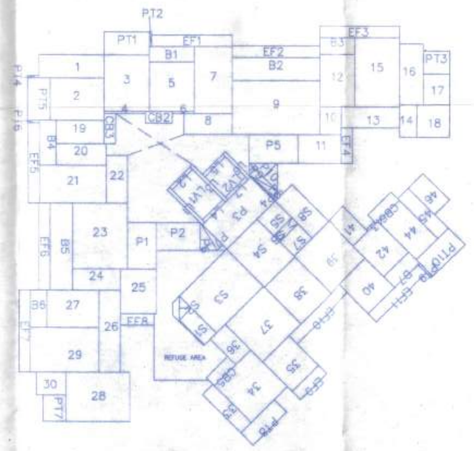

LINE DIA(4,6,8,10,12,14,16 FL.) SCALE 1:200

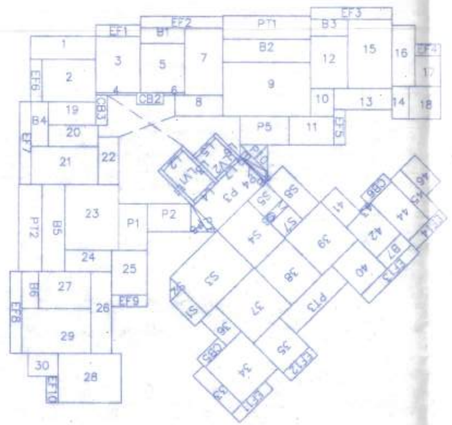

LINE DIA(3,5,7,9,11,13,15 FL.) SCALE 1:200

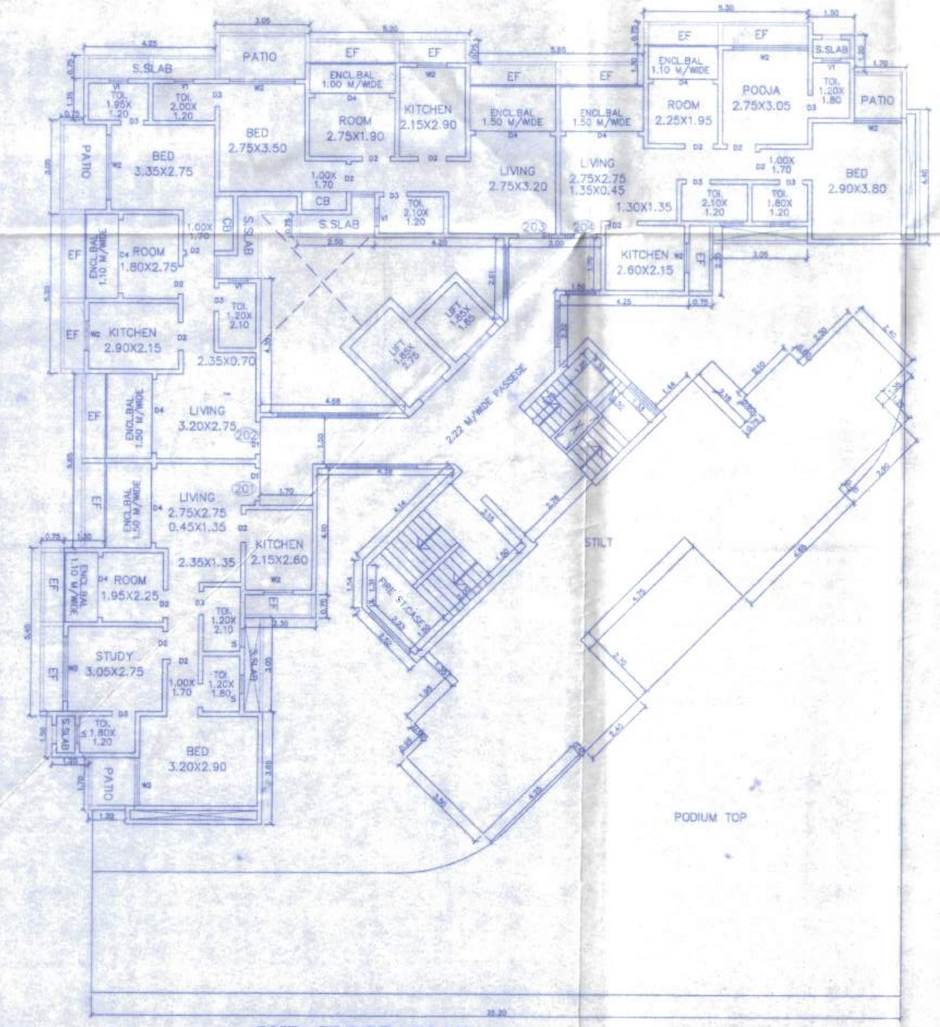

2ND FLOOR PLAN SCALE 1:100
(STILT UPPER)

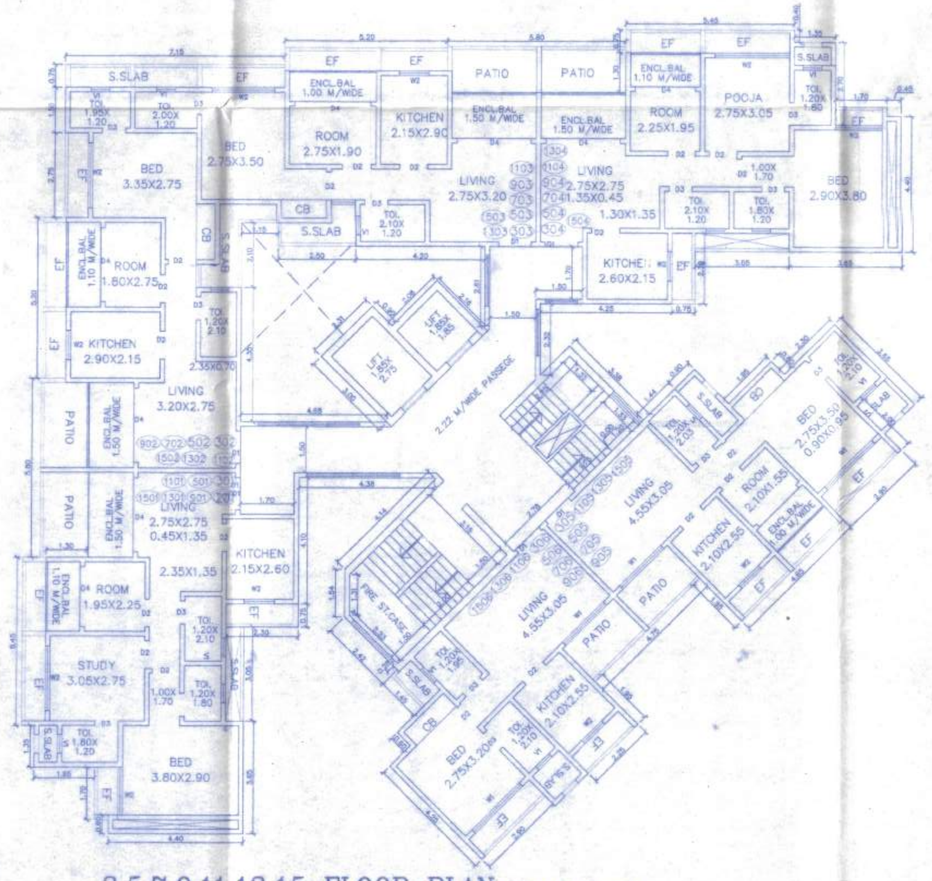

3,5,7,9,11,13,15 FLOOR PLAN SCALE 1:100

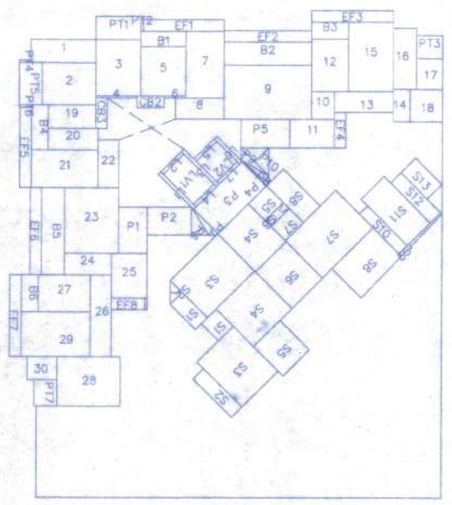

LINE DIA (2ND.FL.) SCALE 1:200
(STILT UPPER)

BUA CAL.3RD-16TH. FL.			
BLOCK	SIZE IN MTS.		AREA M²
1	4.25 X	1.50 X 1	6.38
2	3.50 X	2.75 X 1	9.63
3	2.90 X	3.65 X 1	10.59
4	2.85 X	0.15 X 1	0.40
5	2.90 X	3.20 X 1	9.28
6	1.40 X	0.15 X 1	0.21
7	2.45 X	4.35 X 1	10.66
8	3.10 X	1.35 X 1	4.19
9	5.65 X	3.50 X 1	19.78
10	1.50 X	1.80 X 1	2.70
11	2.90 X	1.85 X 1	5.37
12	2.40 X	3.40 X 1	8.16
13	3.80 X	1.35 X 1	5.13
14	1.10 X	2.10 X 1	2.31
15	2.90 X	4.50 X 1	13.05
16	1.50 X	3.95 X 1	5.93
17	1.70 X	2.00 X 1	3.40
18	2.10 X	2.10 X 1	4.41
19	3.10 X	1.50 X 1	4.65
20	3.25 X	1.40 X 1	4.55
21	4.35 X	2.45 X 1	10.66
22	1.35 X	3.10 X 1	4.19
23	3.50 X	4.25 X 1	14.87
24	3.05 X	1.40 X 1	4.27
25	2.30 X	2.90 X 1	6.67
26	1.35 X	5.30 X 1	7.16
27	3.40 X	2.40 X 1	8.16
28	4.10 X	3.20 X 1	13.11
29	4.50 X	2.90 X 1	13.05
30	1.95 X	1.50 X 1	2.93
31	1.95 X	3.50 X 1	6.82
32	0.95 X	3.65 X 1	3.47
33	1.35 X	2.40 X 1	3.24
TOTAL BUA 3RD-16TH.FL.			301.980

EF-AREA CAL.4,6,8,10,12,14,16FL.			
BLOCK	SIZE IN MTS.		AREA M²
EF- 1	5.20 X	0.75 X 1	3.90
EF- 2	5.65 X	0.75 X 1	4.24
EF- 3	5.30 X	0.75 X 1	3.98
EF- 4	0.75 X	2.30 X 1	1.73
EF- 5	0.75 X	5.20 X 1	3.90
EF- 6	0.75 X	5.65 X 1	4.24
EF- 7	0.75 X	5.30 X 1	3.98
EF- 8	2.15 X	0.75 X 1	1.61
EF- 9	2.40 X	0.75 X 1	1.80
EF-10	4.75 X	0.75 X 1	3.56
EF-11	4.50 X	0.75 X 1	3.37
TOTAL EF-AREA 4,6,8,10,12,14,16.FL.			38.310

PATIO AREA CAL.4,6,8,10,12,14,16FL.			
BLOCK	SIZE IN MTS.		AREA M²
PT- 1	2.90 X	1.50 X 1	4.35
PT- 2	0.15 X	0.95 X 1	0.14
PT- 3	1.70 X	1.50 X 1	2.55
PT- 4	0.75 X	0.15 X 1	0.11
PT- 5	1.50 X	2.75 X 1	4.13
PT- 6	0.80 X	0.15 X 1	0.12
PT- 7	1.50 X	1.70 X 1	2.55
PT- 8	3.05 X	1.50 X 1	4.58
PT- 9	0.15 X	1.20 X 1	0.18
PT-10	2.90 X	1.50 X 1	4.35
TOTAL PT AREA 4,6,8,10,12,14,16FL.			23.080

PASSAGE AREA CAL.TYP. FL.			
BLOCK	SIZE IN MTS.		AREA M²
P- 1	1.85 X	3.00 X 1	5.55
P- 2	2.87 X	1.80 X 1	5.10
P- 3	4.39 X	2.22 X 1	9.75
P- 4	0.03 X	2.37 X 1	0.071
P- 5	3.15 X	1.85 X 1	5.83
P- 6	2.11X	0.94X0.50	1.00
P- 7	1.72X	0.48X0.50	0.42
P- 8	2.38X	0.18X0.50	0.21
P- 9	2.93X	0.47X0.50	0.69
P-10	2.93X	1.42X0.50	2.08
TOTAL P-AREA GR. FL.			30.701

CB AREA CAL.3-16 FL.			
BLOCK	SIZE IN MTS.		AREA M²
CB- 2	1.75 X	0.75 X 1	1.31
CB- 3	0.75 X	1.95 X 1	1.46
CB- 5	1.95 X	0.75 X 1	1.46
CB- 6	2.10 X	0.75 X 1	1.58
TOTAL CB-AREA 3-16FL.			5.810

BUA CAL.2ND. FL.			
BLOCK	SIZE IN MTS.		AREA M²
1	4.25 X	1.50 X 1	6.38
2	3.50 X	2.75 X 1	9.63
3	2.90 X	3.65 X 1	10.59
4	2.85 X	0.15 X 1	0.40
5	2.90 X	3.20 X 1	9.28
6	1.40 X	0.15 X 1	0.21
7	2.45 X	4.35 X 1	10.66
8	3.10 X	1.35 X 1	4.19
9	5.65 X	3.50 X 1	19.78
10	1.50 X	1.80 X 1	2.70
11	2.90 X	1.85 X 1	5.37
12	2.40 X	3.40 X 1	8.16
13	3.80 X	1.35 X 1	5.13
14	1.10 X	2.10 X 1	2.31
15	2.90 X	4.50 X 1	13.05
16	1.50 X	3.95 X 1	5.93
17	1.70 X	2.00 X 1	3.40
18	2.10 X	2.10 X 1	4.41
19	3.10 X	1.50 X 1	4.65
20	3.25 X	1.40 X 1	4.55
21	4.35 X	2.45 X 1	10.66
22	1.35 X	3.10 X 1	4.19
23	3.50 X	4.25 X 1	14.87
24	3.05 X	1.40 X 1	4.27
25	2.30 X	2.90 X 1	6.67
26	1.35 X	5.30 X 1	7.16
27	3.40 X	2.40 X 1	8.16
28	4.10 X	3.20 X 1	13.11
29	4.50 X	2.90 X 1	13.05
30	1.95 X	1.50 X 1	2.93
TOTAL BUA 2ND.FL.			215.650

CB AREA CAL.2ND. FL.			
BLOCK	SIZE IN MTS.		AREA M²
CB- 2	1.75 X	0.75 X 1	1.31
CB- 3	0.75 X	1.95 X 1	1.46
TOTAL CB-AREA 2ND.FL.			2.770

PATIO AREA CAL.2ND.FL.			
BLOCK	SIZE IN MTS.		AREA M²
PT- 1	2.90 X	1.50 X 1	4.35
PT- 2	0.15 X	0.95 X 1	0.14
PT- 3	1.70 X	1.50 X 1	2.55
PT- 4	0.75 X	0.15 X 1	0.11
PT- 5	1.50 X	2.75 X 1	4.13
PT- 6	0.80 X	0.15 X 1	0.12
PT- 7	1.50 X	1.70 X 1	2.55
TOTAL PT AREA 2ND.FL.			13.950

CB AREA CAL.3-16 FL.			
BLOCK	SIZE IN MTS.		AREA M²
CB- 2	1.75 X	0.75 X 1	1.31
CB- 3	0.75 X	1.95 X 1	1.46
CB- 5	1.95 X	0.75 X 1	1.46
CB- 6	2.10 X	0.75 X 1	1.58
TOTAL CB-AREA 3-16FL.			5.810

PATIO AREA 3,5,7,9,11,13,15FL.FL.			
BLOCK	SIZE IN MTS.		AREA M²
PT- 1	5.65 X	1.50 X 1	8.48
PT- 2	1.50 X	5.65 X 1	8.48
PT- 3	4.75 X	1.50 X 1	7.13
TOTAL PT AREA 3,5,7,9,11,13,15FL.			24.09

PODIUM-2 CAL.1ST FL.			
BLOCK	SIZE IN MTS.		AREA M²
PO- 2	2.94 X	2.10 X 1	6.17
PO- 3	3.69 X	1.95 X 1	7.20
PO- 4	4.29 X	0.70 X 1	3.01
PO- 5	2.94 X	2.25 X 1	6.62
PO- 6	19.42 X	3.23 X 1	62.72
PO- 7	5.19 X	19.92 X 1	103.39
PO- 8	5.91 X	8.11X 1	47.93
PO- 9	3.05 X	2.30 X 1	7.02
PO-10	7.31 X	1.50 X 1	10.96
PO-11	5.83 X	1.48 X 1	8.64
PO-12	4.75 X	7.40 X 1	35.15
PO-13	4.65 X	3.95 X 1	18.37
PO-14	2.40 X	3.80 X 1	9.12
PO-15	2.42X	1.21X0.50	1.46
PO-16	3.25X	1.63X0.50	2.65
PO-17	2.59X	1.28X0.50	1.66
PO-18	3.18X	1.65X0.50	2.63
PO-18A	1.33X	0.91X0.50	0.63
PO-19	3.18X	0.25X0.50	0.40
PO-20	2.20X	0.74X0.50	0.82
PO-21	6.01X	3.01X0.50	9.03
PO-22	6.58X	3.29X0.50	10.81
PODIUM-2 AREA 1ST.FL. (PA-01 TO PA-22)			356.590

EF-AREA CAL.3,5,7,9,11,13,15FL.			
BLOCK	SIZE IN MTS.		AREA M²
EF- 1	2.90 X	0.75 X 1	2.18
EF- 2	5.35 X	0.75 X 1	4.01
EF- 3	5.30 X	0.75 X 1	3.98
EF- 4	1.70 X	0.75 X 1	1.28
EF- 5	0.75 X	2.30 X 1	1.73
EF- 6	0.75 X	2.75 X 1	2.06
EF- 7	0.75 X	5.35 X 1	4.01
EF- 8	0.75 X	5.30 X 1	3.98
EF- 9	2.30 X	0.75 X 1	1.73
EF-10	0.75 X	1.70 X 1	1.28
EF-11	3.05 X	0.75 X 1	2.29
EF-12	2.40 X	0.75 X 1	1.80
EF-13	4.65 X	0.75 X 1	3.49
EF-14	2.90 X	0.75 X 1	2.17
TOTAL EFAREA 3,5,7,9,11,13,15FL.			35.990

PODIUM-2 CAL.1ST FL.			
BLOCK	SIZE IN MTS.		AREA M²
PO-23	5.32X	2.14X0.50	5.70
PO-24	5.32X	1.58X0.50	4.20
PO-25	3.39X	1.70X0.50	2.88
PO-26	6.01X	3.01X0.50	9.03
PO-27	3.50X	1.75X0.50	3.06
PO-28	0.69X	0.82X0.50	0.28
PO-29	0.69X	0.30X0.50	0.11
PO-30	2.50X	1.25X0.50	1.57
PO-31	2.10X	1.05X0.50	1.10
PO-32	6.32X	3.16X0.50	9.98
PO-33	2.18X	1.09X0.50	1.19
PO-34	1.58X	0.53X0.50	0.42
PO-37	2.85X	1.83X 1	5.22
PO-38	1.37X	2.42X 1	3.32
PO-39	2.09X	1.04X0.50	1.09
PO-40	1.34X	0.67X0.50	0.45
PO-41	4.10X	9.25X 1	37.93
PO-42	4.10X	0.87X0.50	1.78
PO-43	3.35X	0.85X0.50	1.43
PO-44	2.75 X	1.70 X 1	4.68
PO-45	0.75 X	2.10 X 1	1.58
PO-46	1.35 X	4.70 X 1	6.35
PO-47	5.10 X	1.00 X 1	5.10
PO-48	4.50 X	0.70 X 1	3.15
PO-49	5.85 X	2.25 X 1	13.16
PO-50	8.15 X	1.50 X 1	12.23
PO-51	5.00 X	2.75 X 1	13.75
PO-52	1.85 X	1.40 X 1	2.59
PO-53	2.30 X	3.65 X 1	8.39
PO-54	1.95 X	4.25 X 1	8.29
PO-55	4.65 X	6.13 X 1	28.51
PO-56	0.87 X	4.93 X 1	4.29
PO-57	1.10 X	4.93 X 1	5.42
PO-58	2.40 X	6.13 X 1	14.71
PO-59	1.35 X	5.68 X 1	7.67
PO-60	1.95 X	4.10 X 1	7.99
PO-61	0.95 X	3.50 X 1	3.32
PO-62	1.70 X	3.20 X 1	5.44
PO-63	1.56 X	1.70 X 1	2.65
PODIUM-2 AREA 1ST.FL. (PO-23 TO PO-61)			253.530
TOTAL PODIUM-2 AREA 1ST.FL.			610.120

PROFORMA II

CONTENTS OF SHEET

PLOT AREA CAL.,LOCATION PLAN,FLOOR PLAN,LINE DIA.,AREA CAL.,BAL. AREA STATEMENT,DOORS AND WINDOW SHEDULE,VENTILATION STATEMENT,SECTON,ELEVATION,CONSTRUCTION AREA STATEMENT,ETC.

STAMP OF APPROVAL OF PLANS

The amended plan duly approved herewith Supercedes all the earlier approved plans

THIS PLAN SHALL NOT BE CONSIDERED AS A PROOF OF OWNERSHIP FOR ANY DISPUTES IN ANY COURT ON LAW

Approved as amended in Subject to the Conditions mentioned in this Office Letter No. VVCMC/TP/AMEND/ VP/0104 / 635 /2022-23 Dated : 31/03/2023

COMMISSIONER
VASAI-VIRAR CITY MUNICIPAL CORPORATION
Virar (East), Pin No. 401 305, Dist. Palghar.

Certified that the above permission is issued by Commissioner VVCMC, Virar.

Town Planning Officer
VASAI-VIRAR CITY MUNICIPAL CORPORATION
DIST PALGHAR

Deputy Director,
VVCMC, Virar.

PART OF PROFORMA - I

Certified that the building plans submitted for approval satisfy the safety requirements for structures being constructed in Seismic Zone-III is correct to the best of our knowledge and understanding.

It is also certified that the structural design including safety from natural hazards has been prepared by duly qualified structural engineer of least B.E.(Civil) or equivalent.

For AJMERA DEVELOPERS

SIGNATURE OF OWNER/APPLICANT. Partner SIGNATURE OF STRUCTURAL ENGINEER. SIGNATURE OF LICENSED SURVEYOR.

DESCRIPTION OF PROPOSAL AND PROPERTY

PROPOSED RESIDENTIAL BLDGS & RESIDENTIAL WITH SHOPLINE/COMMERCIAL BLDGS. LAND BEARING S.NO. 69, H.NO. 1, 2, 3, 4, 5, 6, 9 & 10, S.NO. 71, H.NO.4 & 6 TO 10, S.NO.72, H.NO. 1 TO 10, 12 TO 15, S.NO.73, H.NO.4 TO 14,S.NO.74, H.NO. 6,8,9,12&13 OF VILLAGE: MANICKPUR, AND S.NO. 127, H.NO.3 , S.NO.128, H.NO. 1/1,1/2 & 6B OF VILLAGE: DIWANMAN, TAL: VASAI, DIST: PALGHAR. AND S.NO.71, H.NO. 1,2,3 & 5, S.NO.72,H.NO.11,S.NO.74, H.NO.1 TO 5,7,10,15,16,17A,17A,18 & 20,S.NO. 75, H.NO.1 TO 4, 5A,5B,7 & 8, S.NO.76,H.NO.16A & 16B, S.NO.77,H.NO.1A,1B, 2 TO 5 & 12, S.NO. 78, H.NO.10,1/10,2/10,3/12 TO 15 OF VILLAGE: MANICKPUR AND S.NO.121,H.NO.1,2,5,6A,6B, 7&8A, S.NO.124, H.NO.4 TO 7 & 11,12 & 13 ,S.NO.125, H.NO.1,2,3,4A,4B,4C,5,6,7A,7B S.NO.126 , H.NO. 2B, 3A, 3B, 4, 5 ,6 ,7/1, 7/2 & 8, S.NO.127, H.NO. 1, 2,4 & 5, S.NO.128 ,H.NO. 4, 5, 6, 7 & 8A , S.NO. 129, H.NO. 1, 2, 3, 5B & 6 OF VILLAGE: DIWANMAN, TAL: VASAI, DIST: PALGHAR.

For AJMERA DEVELOPERS

NAME OF OWNER
Shri Jayesh B. Ajmera

DATE	JOB No.	DRG. NO.	SCALE	DRAWN BY	CHECKED BY
	367	17			

NORTH LINE

SIGNATURE NAME (IN BLOCK LETTERS) AND ADDRESS OF ARCHITECT/ STRUCTURAL ENGINEER.
LICENSE SURVEYOR & ENGINEERS
PRITHVI
ARCH CONSULTANTS.
122 GAURI COMPLEX,1st. FLOOR,
NEAR BANK OF BARODA,
VASAI (E), DIST - THANE.
PHONE - 95850 6393436/36/37

10B NO-361