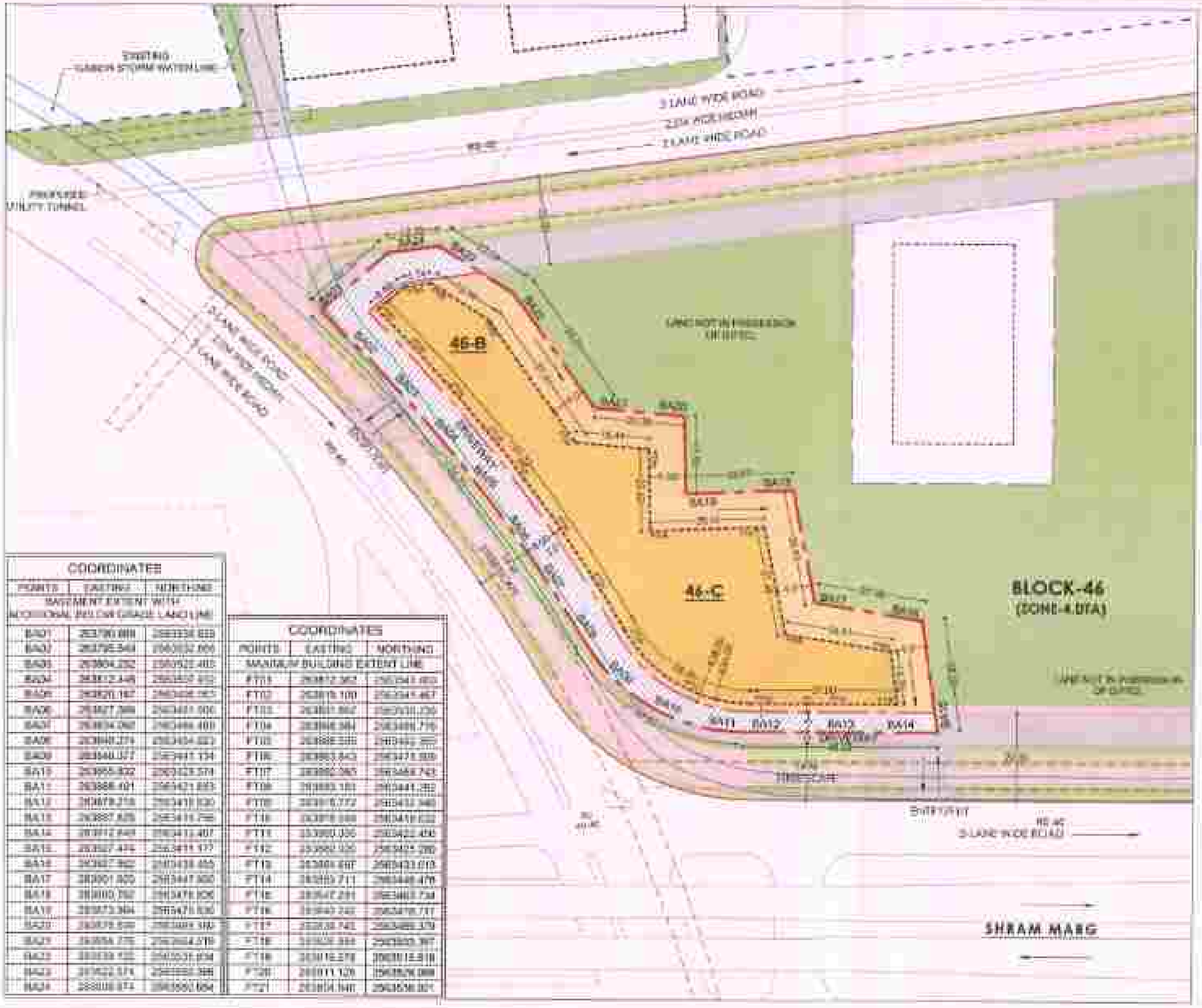

COORDINATES		
POINTS	EASTING	NORTHING
BASEMENT EXTENT WITH ADDITIONAL BELOW GRADE LAND LINE		
BA01	263790.888	2563338.669
BA02	263795.344	2563332.866
BA03	263804.282	2563322.405
BA04	263812.448	2563317.932
BA05	263820.187	2563308.963
BA06	263827.399	2563461.906
BA07	263834.090	2563466.400
BA08	263840.274	2563464.603
BA09	263846.027	2563461.134
BA10	263855.822	2563423.574
BA11	263888.401	2563421.893
BA12	263879.218	2563419.030
BA13	263887.825	2563415.756
BA14	263912.849	2563413.407
BA15	263927.474	2563411.177
BA16	263927.902	2563438.455
BA17	263901.802	2563447.800
BA18	263900.792	2563476.906
BA19	263873.384	2563473.636
BA20	263878.836	2563464.382
BA21	263884.276	2563454.276
BA22	263888.935	2563531.834
BA23	263922.574	2563555.388
BA24	263888.874	2563550.864

COORDINATES		
POINTS	EASTING	NORTHING
MAXIMUM BUILDING EXTENT LINE		
FT01	263872.362	2563343.603
FT02	263879.100	2563341.467
FT03	263881.862	2563331.200
FT04	263896.384	2563489.776
FT05	263888.336	2563492.302
FT06	263883.843	2563473.809
FT07	263882.365	2563468.743
FT08	263883.181	2563441.382
FT09	263916.772	2563432.340
FT10	263918.888	2563419.032
FT11	263930.030	2563422.406
FT12	263950.320	2563424.280
FT13	263884.697	2563433.013
FT14	263883.711	2563449.479
FT15	263947.291	2563463.734
FT16	263940.240	2563478.737
FT17	263938.742	2563485.379
FT18	263936.884	2563503.367
FT19	263918.278	2563512.918
FT20	263911.120	2563506.088
FT21	263914.940	2563536.801

LEGEND

- GIFT BOUNDARY
- GIFT LAND POSSESSION BOUNDARY
- BLOCK BOUNDARY
- MAXIMUM BUILDING EXTENT LINE
- BASEMENT EXTENT
- BASEMENT EXTENT WITH ADDITIONAL BELOW GRADE LAND

AREA STATEMENT

(A) BASEMENT EXTENT :	5722.5QM
(B) ADDIONAL BELOW GRADE LAND :	1615.5QM
MAXIMUM BUILDING EXTENT_46-B&C :	3612.5QM
BUA :	46451.5QM 5.0 LAKH SQFT
MAX. PERMISSIBLE SITE ELEVATION :	186.8 M FROM AMSL

REFERENCE/NOTES

1. Total Parking Requirement of building 46-B&C shall be accommodated in the Allotted Land.

N

Note:
1. All dimensions are in Meter.
2. Only written dimensions and DTS coordinates shall be provided to be followed.
3. Any discrepancy to be brought to the notice of Urban Planning Department before implementation.
4. Use of this drawing shall be restricted strictly for the purpose of based on.

Prepared by	Checked by	Approved by
Sr. Architect	Dy. Manager Environment	Chief Town Planner

GUJARAT INTERNATIONAL FINANCE TEC-CITY COMPANY LTD.

Issued for:
- UNDER CONSTRUCTION
- CONSTRUCTION STAGE
- AS BUILT

Drawing Title:
UDAS OF BUILDING 46-B & C
Drawing Subtitle:
PROPOSED ALLOTMENT TO KAAVYAAATNA DEVELOPER

Drawing Number: GIFTCITY/DEVELOPMENT/UDAS/46-B&C
Revision: 00

Scale: NTS
Date: 17.12.2021

KEY PLAN
SCALE :- 1:5000

ISSUED FOR :
DEVELOPMENT PERMISSION

SHEET NO.
01 / 25

Drawing Title:
KEY PLAN

Project Title:
BUILDING B, B1 & B2 ___, BLOCK 66 ,
GIFT CITY, GANDHINAGAR, GUJARAT.

Drawing Number: 001 /DP/1001 Revision: R0

Scale: 1:5000

Date: 28/01/2021

NOTE :
1. Do not scale this drawing.
2. Only written dimensions and CTM conditions, wherever mentioned are followed.
3. All dimensions are in mm unless
4. All areas in Sq.m

KEY PLAN:

LEGEND:

DEVELOPER :

KAAVYARATNA INFRA LLP
ADDRESS: D-402, SHREE RANG AROMA, GIFT CITY ROAD, RANDESAN, GANDHINAGAR-382007
TEL.NO - 9558818984
EMAIL : admin@kaavyaratna.com

ARCHITECT :

APL | Ghosh Kulkarni
PLOT 78 A , 2ND FLOOR,
TURNER ROAD, ABOVE CROSSWORD BOOK STORE
BANDRA (W) MUMBAI 400 050.
PHONE : 022 26408875 26400194
FAX : 022 26400896
EMAIL : apllchosh@gmail.com
COA No- CA/88/7107

MCHK0028

Gift Urban Development Authority:
GIFTCL, GIFT CITY GANDHINAGAR

Date : 16/04/2021	Signature
Checked	
Reviewed	
Recommended	

GIFT URBAN DEVELOPMENT AUTHORITY, APPROVED DRAWINGS

Permission No.	28/09
Date	Signature
Approved By TPO, GIFT UDA	

DEVELOPER'S COPY

AREA CALCULATION AND USE DISTRIBUTION OF BUILDING

BLNG	FLOOR	COMMERCIAL USE	RESIDENTIAL USE	INSTITUTIONAL USE	SERVICES (A)	TOTAL	(B) DEDUCTIONS AS PER DPT AREA DCR	(A-B) NET BUILT-UP AREA	CONSTRUCTION AREA
					(ALL AREAS IN SQ.MT.)				
1	BASEMENT-02	-	-	-	7,196.30	7,196.30	7,196.30	(0.00)	7,196.30
2	BASEMENT-01	-	-	-	7,196.30	7,196.30	7,196.30	(0.00)	7,196.30
3	GROUND	1,359.04	171.95	-	-	1,861.02	861.02	1,000.00	1,861.02
4	1ST FLOOR	789.94	1,238.60	-	-	2,028.60	828.46	1,400.14	2,028.60
5	2ND FLOOR	789.94	1,395.54	-	-	2,185.48	885.57	1,499.91	2,185.48
6	3RD FLOOR	-	1,594.88	-	-	1,594.88	1,440.37	154.52	1,594.88
7	4TH FLOOR	-	1,582.57	-	-	1,582.57	270.91	1,311.66	1,582.57
8	5TH FLOOR	-	1,582.49	-	-	1,582.49	270.91	1,311.58	1,582.49
9	6TH FLOOR	-	1,582.49	-	-	1,582.49	270.91	1,311.58	1,582.49
10	7TH FLOOR	-	1,582.49	-	-	1,582.49	270.91	1,311.58	1,582.49
11	8TH FLOOR	-	1,582.57	-	-	1,582.57	270.91	1,311.66	1,582.57
12	9TH FLOOR	-	1,582.49	-	-	1,582.49	270.91	1,311.58	1,582.49
13	10TH FLOOR	-	1,582.49	-	-	1,582.49	270.91	1,311.58	1,582.49
14	11TH FLOOR	-	1,582.49	-	-	1,582.49	270.91	1,311.58	1,582.49
15	12TH FLOOR	-	1,582.57	-	-	1,582.57	270.91	1,311.66	1,582.57
16	13TH FLOOR	-	1,582.49	-	-	1,582.49	270.91	1,311.58	1,582.49
17	14TH FLOOR	-	1,582.49	-	-	1,582.49	270.91	1,311.58	1,582.49
18	15TH FLOOR	-	1,582.49	-	-	1,582.49	270.91	1,311.58	1,582.49
19	16TH FLOOR	-	1,582.47	-	-	1,582.47	270.91	1,311.56	1,582.47
20	17TH FLOOR	-	1,582.49	-	-	1,582.49	270.91	1,311.58	1,582.49
21	18TH FLOOR	-	1,582.49	-	-	1,582.49	270.91	1,311.58	1,582.49
22	19TH FLOOR	-	1,582.49	-	-	1,582.49	270.91	1,311.58	1,582.49
23	20TH FLOOR	-	1,582.47	-	-	1,582.47	270.91	1,311.56	1,582.47
24	21ST FLOOR	-	1,582.49	-	-	1,582.49	270.91	1,311.58	1,582.49
25	22ND FIRE CHECK FLOOR	-	-	-	1,354.02	1,354.02	1,354.02	-	1,354.02
26	23RD FLOOR	-	1,582.49	-	-	1,582.49	270.91	1,311.58	1,582.49
27	24TH FLOOR	-	1,582.47	-	-	1,582.47	270.91	1,311.56	1,582.47
28	25TH FLOOR	-	1,582.49	-	-	1,582.49	270.91	1,311.58	1,582.49
29	26TH FLOOR	-	1,582.49	-	-	1,582.49	270.91	1,311.58	1,582.49
30	27TH FLOOR	-	1,582.49	-	-	1,582.49	270.91	1,311.58	1,582.49
31	28TH FLOOR	-	1,582.47	-	-	1,582.47	270.91	1,311.56	1,582.47
32	29TH FLOOR	-	1,581.71	-	-	1,581.71	270.91	1,310.80	1,581.71
33	30TH FLOOR	-	1,559.57	-	-	1,559.57	206.00	1,353.57	1,559.57
34	31ST FLOOR	-	1,581.71	-	-	1,581.71	270.91	1,310.80	1,581.71
35	32ND FLOOR	-	1,559.50	-	-	1,559.50	206.00	1,353.50	1,559.50
36	33RD FLOOR	-	1,581.71	-	-	1,581.71	270.91	1,310.80	1,581.71
37	34TH FLOOR	-	1,559.50	-	-	1,559.50	206.00	1,353.50	1,559.50
38	TERRACE FLOOR	-	-	-	555.29	555.29	555.29	-	555.29
39	UMR & OHT LEVEL	-	-	-	231.82	231.82	231.82	-	231.82
	TOTAL					78,166.35	29,107.90	46,566.45	78,166.35

COORDINATES

POINTS	NORTHING	EASTING
BASEMENT EXTENT WITH ADDITIONAL BELOW GRADE LINE		
LA01	2563538.84	263790.89
LA02	2563532.46	263795.71
LA03	2563520.26	263804.37
LA04	2563507.65	263812.61
BA01	2563507.62	263798.61
BA02	2563533.28	263800.79
BA03	2563521.31	263806.69
BA04	2563508.07	263813.43
BA05	2563495.37	263820.17
BA06	2563483.91	263827.38
BA07	2563468.49	263834.09
BA08	2563454.83	263840.27
BA09	2563441.14	263846.37
BA10	2563429.58	263853.83
BA11	2563421.65	263858.48
BA12	2563416.63	263879.21
BA13	2563415.75	263897.82
BA14	2563413.46	263912.64
BA15	2563411.17	263927.46
BA16	2563409.48	263927.86
BA17	2563447.9	263901.92
BA18	2563476.82	263900.76
BA19	2563479.83	263873.96
BA20	2563499.16	263876.51
BA21	2563504.52	263854.77
BA22	2563505.84	263839.12
BA23	2563550.4	263822.58
BA24	2563550.66	263809.88
BA25	2563542.31	263796.47

COORDINATES

POINTS	NORTHING	EASTING
MAXIMUM BUILDING EXTENT LINE		
FT01	2563527.69	263822.52
FT02	2563498.59	263836.62
FT03	2563499.88	263837.72
FT04	2563492.98	263840.71
FT05	2563496.66	263843.72
FT06	2563496.9	263848.11
FT07	2563496.08	263850.61
FT08	2563494.14	263852.52
FT09	2563494.43	263857.81
FT10	2563491.632	263858.35
FT11	2563485.85	263859.63
FT12	2563478.66	263861.64
FT13	2563475.95	263862.76
FT14	2563469.64	263865.48
FT15	2563462.43	263867.36
FT16	2563458.9	263866.76
FT17	2563454.19	263865.89
FT18	2563449.79	263872.99
FT19	2563447.27	263877.5
FT20	2563447.57	263881.07
FT21	2563445.08	263888.3
FT22	2563442.89	263894.15
FT23	2563440.38	263896.72
FT24	2563438.77	263900.88
FT25	2563437.28	263903.67
FT26	2563436.91	263906.31
FT27	2563434.94	263912.1
FT28	2563431.42	263911.61
FT29	2563430.41	263918.74
FT30	2563417.61	263918.56
FT31	2563422.61	263869.28
FT32	2563425.44	263881.08
FT33	2563430.83	263867.66
FT34	2563444.97	263855.21
FT35	2563458.53	263849.57
FT36	2563484.47	263837.33
FT37	2563501.47	263828.01
FT38	2563512.73	263821.23
FT39	2563523.35	263814.35

COORDINATES

POINTS	NORTHING	EASTING
MAXIMUM PODIUM EXTENT LINE		
P001	2563529.83	263827.13
P002	2563502.27	263843.02
P003	2563493.12	263847.37
P004	2563490.59	263864.02
P005	2563475.35	263864.86
P006	2563474.98	263864.2
P007	2563483.85	263875.91
P008	2563495.02	263885.94
P009	2563446.64	263885.68
P010	2563445.12	263885.1

TYPES OF UNITS

TYPES		BUILTUP AREA IN SQ.M	NO. OF UNITS
1BHK / STUDIO	TYPE-A	41.73 SQ.M	24
1BHK / STUDIO	TYPE-A1	42.00 SQ.M	24
2BHK	TYPE-B	60.13 SQ.M	32
2BHK	TYPE-B1	70.74 SQ.M	20
2BHK	TYPE-B2	72.84 SQ.M	88
3BHK	TYPE-D3	74.88 SQ.M	120
2.5BHK	TYPE-C	62.54 SQ.M	37
3BHK	TYPE-C	67.23 SQ.M	64
3BHK	TYPE-C1	69.34 SQ.M	24
3BHK	TYPE-C2	104.86 SQ.M	27
4.5BHK DUPLEX	TYPE-E	87.79+88.92 =177.71 SQ.M	6
4.5BHK DUPLEX	TYPE-E1	88.24+88.21 =176.35 SQ.M	0
4.5BHK DUPLEX	TYPE-E2	108.02+110.46 =218.48 SQ.M	3
TOTAL			405

COMMERCIAL AREA CALCULATIONS

FLOOR	NET AREA	REDUCTIONS	GIA
GROUND FLOOR	1,309.09	61.68	1,367.96
1ST FLOOR	789.96	54.29	844.25
2ND FLOOR	789.96	54.29	844.25
TOTAL			3,056.46

TOTALBUA [Sq.Mt]	46566.45
COMMERCIAL BUA [Sq.Mt]	4706.46
RESIDENTIONAL BUA [Sq.Mt]	41857.4

COMMERCIAL PARKING STATEMENT

REQUIRED PARKING	1 CAR PER 100 M2
TOTAL AREA	2706.46 M2
TOTAL (CARS)	28
GROUND FLOOR BUA	1367.96 M2
FIRST FLOOR BUA	731.55 M2
SECOND FLOOR BUA	731.55 M2

AREA	NO. OF UNITS	ECS
ABOVE GRAD	117	117X2= 234
ABOVE GRAD & BELOW GRAD	37	37X1= 37
BELOW GRAD	299	299
TOTAL	453	570

PROPOSED PARKING STATEMENT

	BASEMENT-02	BASEMENT-01	GROUND FLR	TOTAL
SINGLE PARKING	164 CARS	20 CARS	14 CARS	198 CARS
BACK-BACK PARKING	22 CARS	22 CARS	44 CARS	88 CARS
PIT PUZZLE PARKING	99 CARS			99 CARS
STACK PARKING		230 CARS		230 CARS
SHADED PARKING			8 CARS	14 CARS
TWO WHEELER PARKING	198 TW	198 TW	11 TW	372 TW
TOTAL (CARS)	225 CARS	272 CARS	57 CARS	554 CARS
TOTAL (TWO WHEELERS)	198 TW	198 TW	12 TW	372 TW

PARKING CALCULATIONS

ECS REQUIRED + ECS REQUIRED FOR VISITORS PARKING(10% OF ECS REQUIRED)

570+57=627(RESIDENTIAL)+28=91 (COMMERCIAL) ECS = 658

FOUR WHEELERS	TWO WHEELERS		TOTAL TW PARKING PROVIDED	TOTAL CAR PARKING PROVIDED	TOTAL NO.OF ECS PROVIDED (RESIDENTIAL + COMMERCIAL)	TOTAL NO.OF ECS BALANCE
ECS FOR FOUR WHEELERS (50%SLOT REQUIRED)	ECS FOR TWO WHEELERS (20%OF REQUIRED)	NO.OF TWO WHEELERS (ECS/4-ETW)				
329	132	594	372	554	1,26+554= 658	0

ISSUED FOR : DEVELOPMENT PERMISSION

SHEET NO. 02 / 25

Drawing Title: SITE PLAN

Project Title: BUILDING ID 46 B & C , BLOCK 46 , GIFT CITY, GANDHINAGAR, GUJARAT.

Drawing Number: 002 /DP/1002

Revision: R0

North

Scale- 1:300

Date: 31/05/2022

NOTE:

1. Do not scale the drawing.
2. Only written dimensions and UTM coordinate reference provided to be followed.
3. All dimensions are in mm. /cm/ m
4. All areas in Sq.mt

KEY PLAN:

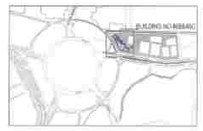

LEGEND:

- BUILDING EXTENT LINE
- PODIUM EXTENT LINE
- BASEMENT EXTENT LINE
- PROPOSED SEWER CORRIDOR
- PROPOSED STORM WATER CORRIDOR
- PROPOSED TUNNEL
- PROPOSED GAS CORRIDOR

DEVELOPER:

KAAVYARATNA INFRA LLP
ADDRESS: D-402, SHREE RANG AROMA, GIFT CITY ROAD, RANDESAN, GANDHINAGAR-382007
TEL.NO - 9558818904
EMAIL : admin@kaavyaratna.com

ARCHITECT :
ARCHITECT Reza Kabul
PLOT 78 A , 2ND FLOOR, TURNER ROAD, ABOVE CROSSWORD BOOK STORE BANDRA (W),MUMBAI 400 050,
PHONE : 022 26439415, 26430146
FAX : 022 26459896,
EMAIL : kabulreza@gmail.com
COA No: CA/88/1137
ARCHI-002/R1

GIFT Urban Development Authority:

GIFTCL, GIFT CITY GANDHINAGAR	
Date : 31/05/2022	Signature
Checked By	
Reviewed By	
Recommended By	

GIFT URBAN DEVELOPMENT AUTHORITY, APPROVED DRAWINGS	
Permission No.:	86/09
Date : 31/05/2022	Signature
Approved By TPO, GIFT UDA	

DEVELOPER'S COPY

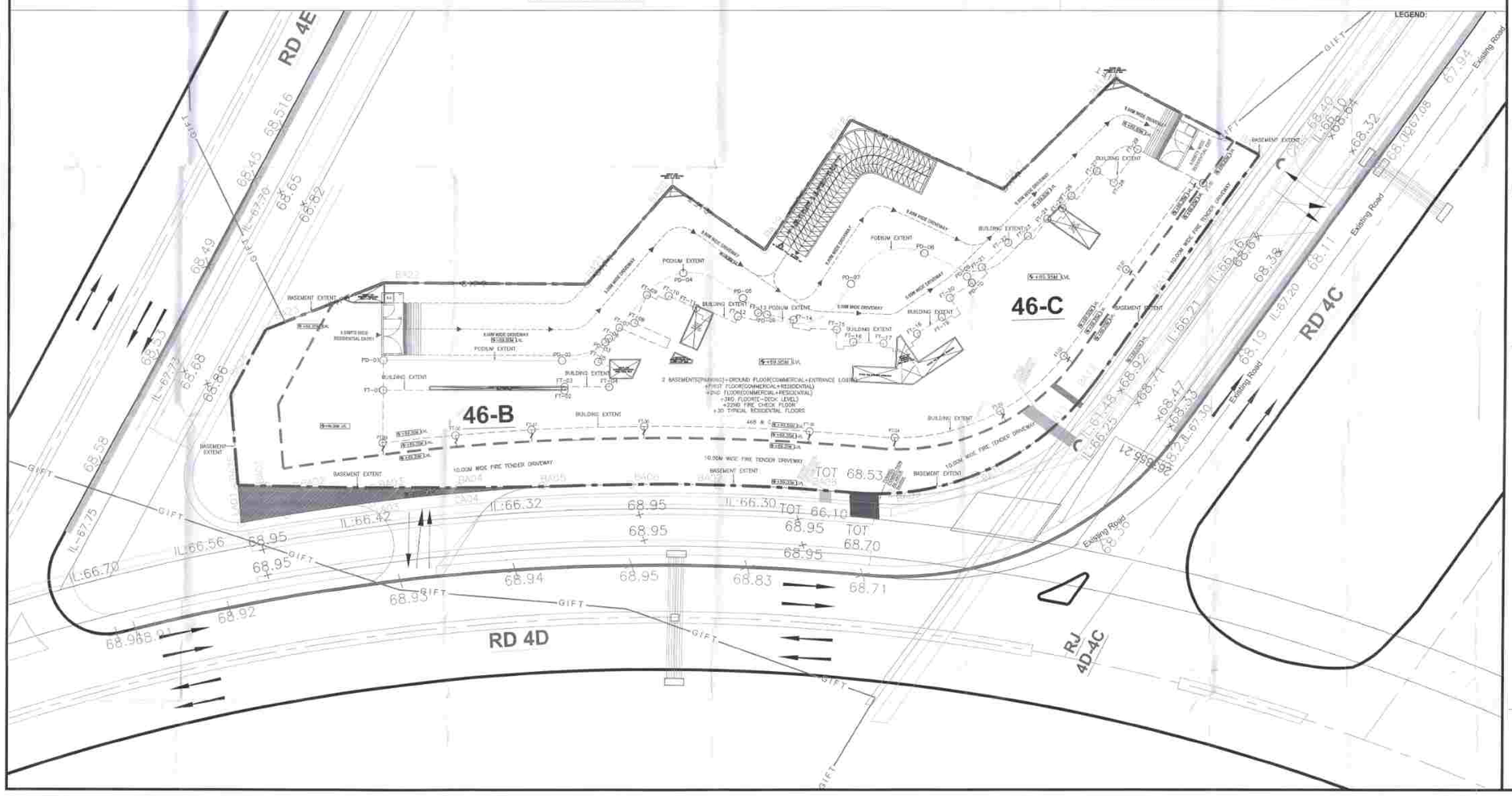

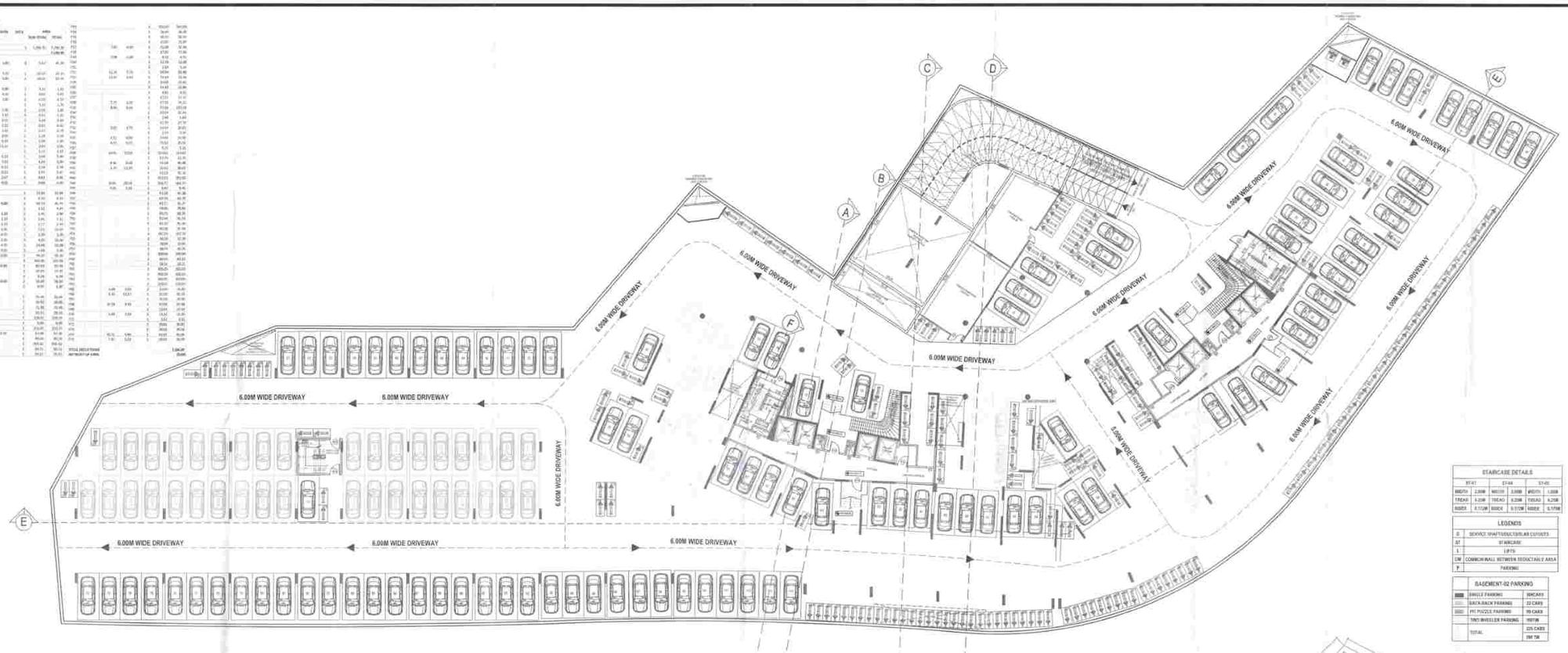

BASEMENT FLOOR - 02
(FFL +59.73M LEVEL)
SCALE :- 1:200

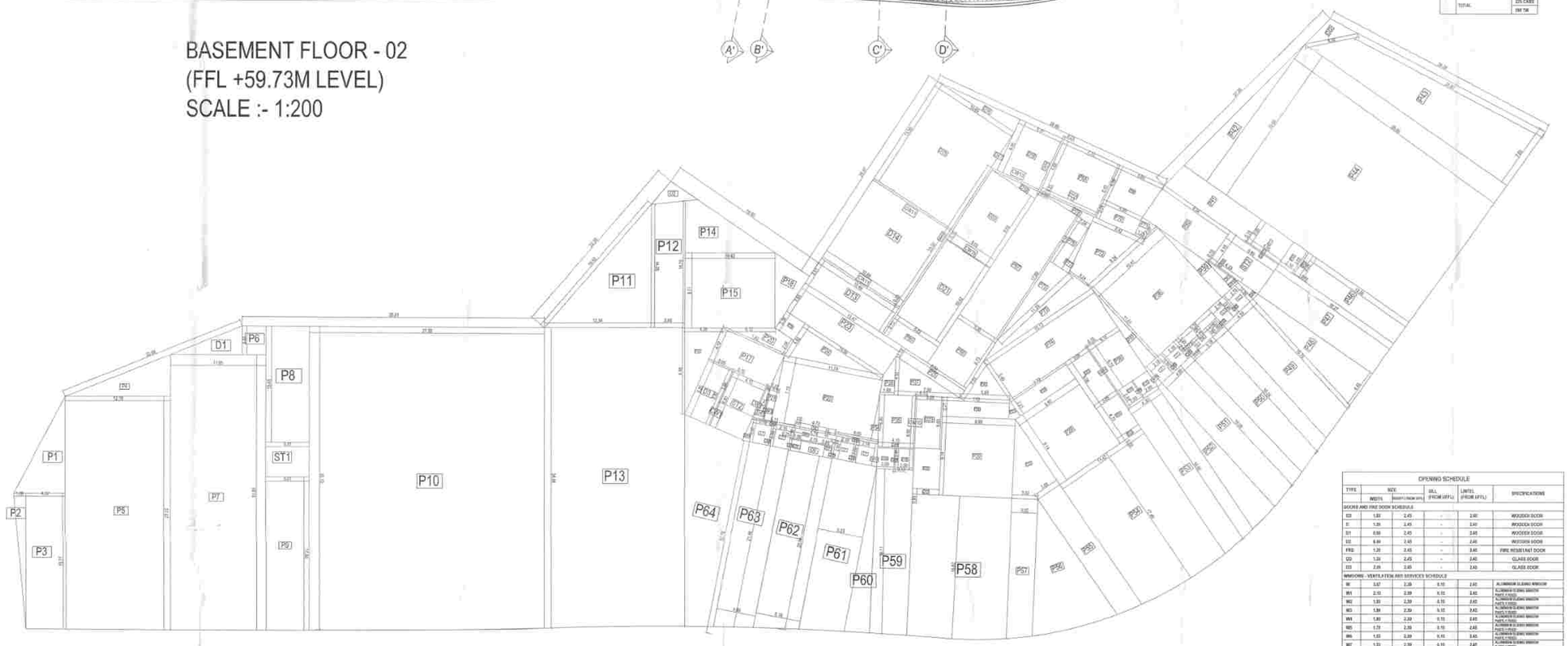

BASEMENT - 02 AREA DIAGRAM
SCALE :- 1:200

STAIRCASE DETAILS					
ST-47		ST-48		ST-49	
WIDTH	2.20M	WIDTH	2.20M	WIDTH	1.80M
TREAD	0.25M	TREAD	0.25M	TREAD	0.25M
RISER	0.172M	RISER	0.172M	RISER	0.175M

LEGENDS	
S	SERVICE SHAFT/MEE/ELECTRICAL CUPBOARD
ST	STAIRCASE
L	LIFTS
CW	COMMON WALL BETWEEN RESIDENTIAL & NON RESIDENTIAL AREA
P	PARKING

BASEMENT-02 PARKING		
	SINGLE PARKING	50NOS
	BACK-BACK PARKING	22 CARS
	PIT PUZZLE PARKING	99 CARS
	TWO WHEELER PARKING	100TWB
	TOTAL	271 CARS
		100 TW

OPENING SCHEDULE						
TYPE	SIZE WIDTH	SIZE HEIGHT (FROM SFL)	SILL (FROM SFFL)	LINTEL (FROM SFFL)	SPECIFICATIONS
DOORS AND FIRE DOOR SCHEDULE					
D3	1.00	2.45	-	2.40	WOODEN DOOR
D	1.20	2.45	-	2.40	WOODEN DOOR
D1	0.90	2.45	-	2.40	WOODEN DOOR
D2	0.80	2.45	-	2.40	WOODEN DOOR
FRD	1.20	2.45	-	2.40	FIRE RESISTANT DOOR
GD	1.20	2.45	-	2.40	GLASS DOOR
GD	2.00	2.45		2.40	GLASS DOOR
WINDOWS - VENTILATION AND SERVICES SCHEDULE					
W	0.97	2.39	0.10	2.40	ALUMINIUM SLIDING WINDOW
W1	2.10	2.39	0.10	2.40	ALUMINIUM SLIDING WINDOW PARTS FIXED
W2	1.20	2.39	0.10	2.40	ALUMINIUM SLIDING WINDOW PARTS FIXED
W3	1.20	2.39	0.10	2.40	ALUMINIUM SLIDING WINDOW PARTS FIXED
W4	1.80	2.39	0.10	2.40	ALUMINIUM SLIDING WINDOW PARTS FIXED
W5	1.70	2.39	0.10	2.40	ALUMINIUM SLIDING WINDOW PARTS FIXED
W6	1.00	2.39	0.10	2.40	ALUMINIUM SLIDING WINDOW PARTS FIXED
W7	1.00	2.39	0.10	2.40	ALUMINIUM SLIDING WINDOW PARTS FIXED
W8	1.50	2.39	0.10	2.40	ALUMINIUM SLIDING WINDOW PARTS FIXED
W9	1.40	2.39	0.10	2.40	ALUMINIUM SLIDING WINDOW PARTS FIXED
W10	1.50	2.39	0.10	2.40	ALUMINIUM SLIDING WINDOW PARTS FIXED
W11	1.50	1.40	1.00	2.40	ALUMINIUM SLIDING WINDOW PARTS FIXED
V	0.60	1.20	1.05	2.40	ALUMINIUM WITH GLASS LOUVERS(OPENABLE)
V1	0.40	1.20	1.05	2.40	ALUMINIUM OPENABLE WINDOW
D1	1.20	2.15	0.20	2.40	ALUMINIUM LOUVERED DOOR
D2	1.00	2.15	0.20	2.40	ALUMINIUM LOUVERED DOOR
D2	0.80	2.15	0.20	2.40	ALUMINIUM LOUVERED DOOR
D4	0.60	2.15	0.20	2.40	ALUMINIUM LOUVERED DOOR
D5	2.00	2.15	0.20	2.40	ALUMINIUM SLIDING WINDOW PARTS FIXED

ISSUED FOR : DEVELOPMENT PERMISSION

SHEET NO. 03 / 25

Drawing Title:
BASEMENT-02 PLAN

Project Title:
BUILDING ID 46 B & C , BLOCK 46 ,
GIFT CITY, GANDHINAGAR, GUJARAT.

Drawing Number: 003 /DP/1003

Revision: R0

North

Scale- 1:200

Date: 28 / 04 / 2022

NOTE:
1. Do not scale the drawing.
2. Only written dimensions and UTM coordinate reference provided to be followed.
3. All dimensions are in mm /cm/ m
4. All areas in Sq.mt

KEY PLAN:

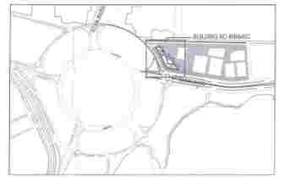

LEGEND:

DEVELOPER:

KAAVYARATNA INFRA LLP
ADDRESS: D-402, SHREE RANG AROMA, GIFT CITY ROAD, RANDESAN, GANDHINAGAR-382007
TEL.NO - 9558818904
EMAIL : admin@kaavyaratna.com

ARCHITECT :
ARCHITECT Rosa Kabul
PLOT 78 A , 2ND FLOOR,
TURNER ROAD, ABOVE CROSSWORD BOOK STORE
BANDRA (W),MUMBAI 400 050,
PHONE : 022 26439415, 26430146
FAX : 022 26459896,
EMAIL : kabulreza@gmail.com
COA No: CA/88/1137
ARCHI-002/R1
Sign & Stamp

GIFT Urban Development Authority:

GIFTCL, GIFT CITY GANDHINAGAR
Date : 15/04/2022 Signature
Checked By
Reviewed By
Recommended By

GIFT URBAN DEVELOPMENT AUTHORITY, APPROVED DRAWINGS
Permission No.: 26104
Date : 25/05/2022 Signature
Approved By TPO, GIFT UDA

DEVELOPER'S COPY

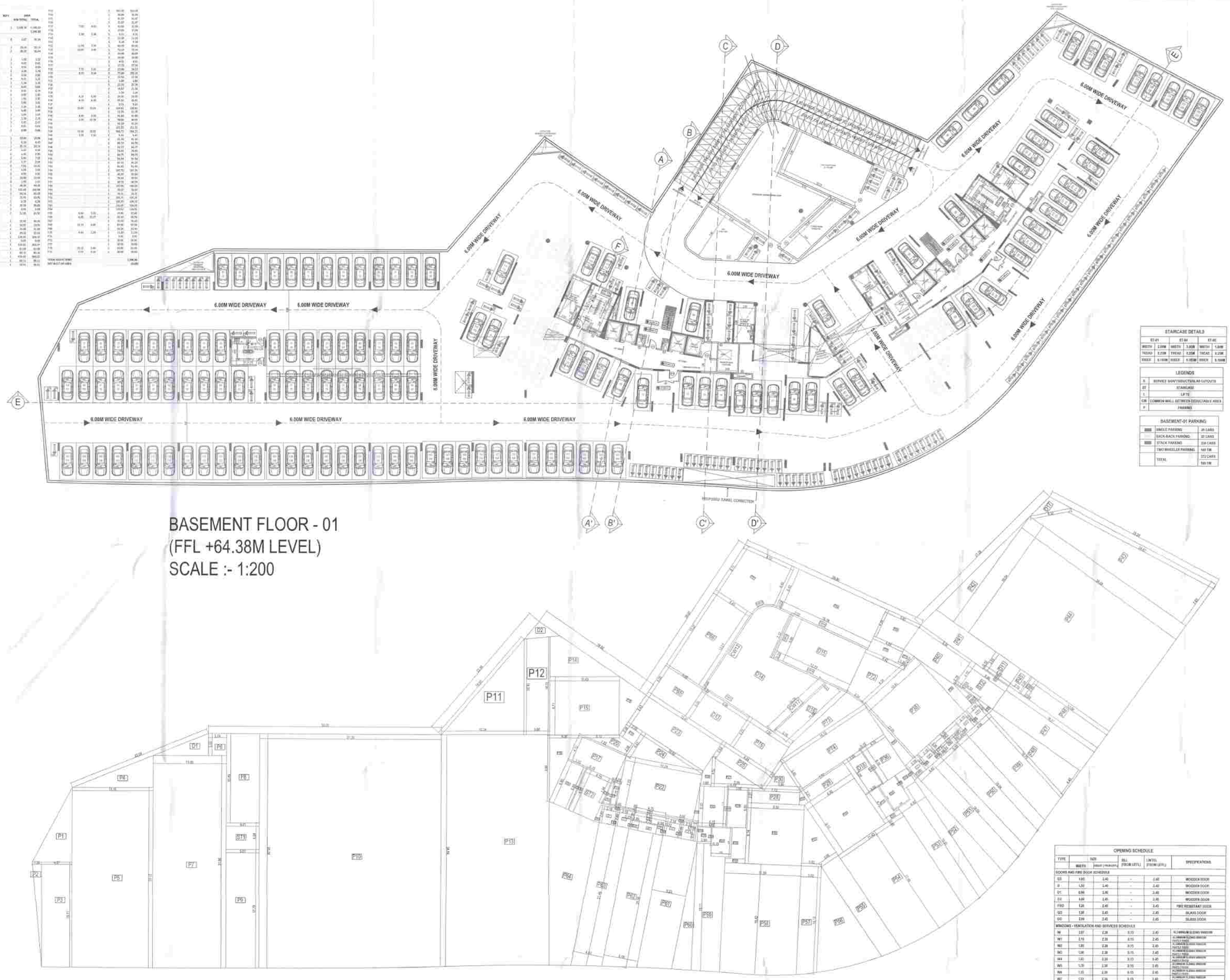
6.00M WIDE DRIVEWAY
A
B
C
D
E
F
A'
B'
C'
D'
P1
P2
P3
P4
P5
P6
P7
P8
P9
P10
P11
P12
P13
P14
P15
P16
P17
P18
P19
P20
P21
P22
P23
P24
P25
P26
P27
P28
P29
P30
P31
P32
P33
P34
P35
P36
P37
P38
P39
P40

TYPES OF UNITS			
TYPES		BUILTUP AREA IN SQ.M	NO. OF UNITS
1BHK / STUDIO	TYPE-A	41.71 SQ.M	24
1BHK / STUDIO	TYPE-A1	43.00 SQ.M	24
2BHK	TYPE-B	60.15 SQ.M	20
2BHK	TYPE-B1	76.78 SQ.M	20
2BHK	TYPE-B2	72.84 SQ.M	84
2BHK	TYPE-B3	74.88 SQ.M	120
2.5BHK	TYPE-C	82.94 SQ.M	37
3BHK	TYPE-D	97.78 SQ.M	84
3BHK	TYPE-D1	95.34 SQ.M	24
3BHK	TYPE-D2	108.08 SQ.M	37
4.5BHK DUPLEX	TYPE-E	317.79+80.02 =377.81 SQ.M	1
4.5BHK DUPLEX	TYPE-E1	80.24+160.21 =170.25 SQ.M	1
4.5BHK DUPLEX	TYPE-E2	166.03+93.80 =259.83 SQ.M	1
TOTAL			451

UNITS STATEMENT - WING A			
TYPES		BUILTUP AREA IN SQ.M	NO. OF UNITS
1BHK / STUDIO	TYPE-A	41.71 SQ.M	12
1BHK / STUDIO	TYPE-A1	43.00 SQ.M	12
2BHK	TYPE-B	60.15 SQ.M	10
2BHK	TYPE-B1	76.78 SQ.M	10
2BHK	TYPE-B2	72.84 SQ.M	36
2BHK	TYPE-B3	74.88 SQ.M	60
2.5BHK	TYPE-C	82.94 SQ.M	18
3BHK	TYPE-D	97.78 SQ.M	37
3BHK	TYPE-D1	95.34 SQ.M	12
3BHK	TYPE-D2	108.08 SQ.M	18
4.5BHK DUPLEX	TYPE-E	317.79+80.02 =377.81 SQ.M	1
4.5BHK DUPLEX	TYPE-E1	80.24+160.21 =170.25 SQ.M	1
4.5BHK DUPLEX	TYPE-E2	166.03+93.80 =259.83 SQ.M	1
TOTAL			222

UNITS STATEMENT - WING B			
TYPES		BUILTUP AREA IN SQ.M	NO. OF UNITS
1BHK / STUDIO	TYPE-A	41.71 SQ.M	12
1BHK / STUDIO	TYPE-A1	43.00 SQ.M	12
2BHK	TYPE-B	60.15 SQ.M	10
2BHK	TYPE-B1	76.78 SQ.M	10
2BHK	TYPE-B2	72.84 SQ.M	36
2BHK	TYPE-B3	74.88 SQ.M	60
2.5BHK	TYPE-C	82.94 SQ.M	18
3BHK	TYPE-D	97.78 SQ.M	37
3BHK	TYPE-D1	95.34 SQ.M	12
3BHK	TYPE-D2	108.08 SQ.M	18
4.5BHK DUPLEX	TYPE-E	317.79+80.02 =377.81 SQ.M	1
4.5BHK DUPLEX	TYPE-E1	80.24+160.21 =170.25 SQ.M	1
4.5BHK DUPLEX	TYPE-E2	166.03+93.80 =259.83 SQ.M	1
TOTAL			222

SHOPS STATEMENT - GROUND FLOOR		
TYPES	BUILTUP AREA IN SQ.M	NO. OF UNITS
ANCHOR SHOP - 01	105.43 SQ.M	01
ANCHOR SHOP - 02	73.03 SQ.M	01
ANCHOR SHOP - 02	56.11 SQ.M	01
ANCHOR SHOP - 03	66.81 SQ.M	01
ANCHOR SHOP - 03	38.27 SQ.M	01
ANCHOR SHOP - 04	44.33 SQ.M	01
ANCHOR SHOP - 07	41.59 SQ.M	01
ANCHOR SHOP - 08	62.26 SQ.M	01
ANCHOR SHOP - 09	78.55 SQ.M	01
ANCHOR SHOP - 10	61.71 SQ.M	01
ANCHOR SHOP - 11	55.01 SQ.M	01
ANCHOR SHOP - 12	45.19 SQ.M	01
ANCHOR SHOP - 13	57.30 SQ.M	01
ANCHOR SHOP - 14	53.25 SQ.M	01
ANCHOR SHOP - 15	21.84 SQ.M	01
ANCHOR SHOP - 16	62.87 SQ.M	01
ANCHOR SHOP - 17	79.21 SQ.M	01
ANCHOR SHOP - 18	57.42 SQ.M	01
ANCHOR SHOP - 19	48.12 SQ.M	01
TOTAL		19

SHOPS STATEMENT - FIRST FLOOR		
TYPES	BUILTUP AREA IN SQ.M	NO. OF UNITS
SHOPFITFEE - 01	105.43 SQ.M	01
SHOPFITFEE - 02	73.03 SQ.M	01
SHOPFITFEE - 02	74.30 SQ.M	01
SHOPFITFEE - 03	87.37 SQ.M	01
SHOPFITFEE - 03	63.20 SQ.M	01
SHOPFITFEE - 04	57.11 SQ.M	01
SHOPFITFEE - 05	139.79 SQ.M	01
TOTAL		07

SHOPS STATEMENT - SECOND FLOOR		
TYPES	BUILTUP AREA IN SQ.M	NO. OF UNITS
SHOPFITFEE - 01	104.03 SQ.M	01
SHOPFITFEE - 02	73.04 SQ.M	01
SHOPFITFEE - 02	74.30 SQ.M	01
SHOPFITFEE - 03	87.21 SQ.M	01
SHOPFITFEE - 03	63.20 SQ.M	01
SHOPFITFEE - 04	57.11 SQ.M	01
SHOPFITFEE - 05	140.74 SQ.M	01
TOTAL		07

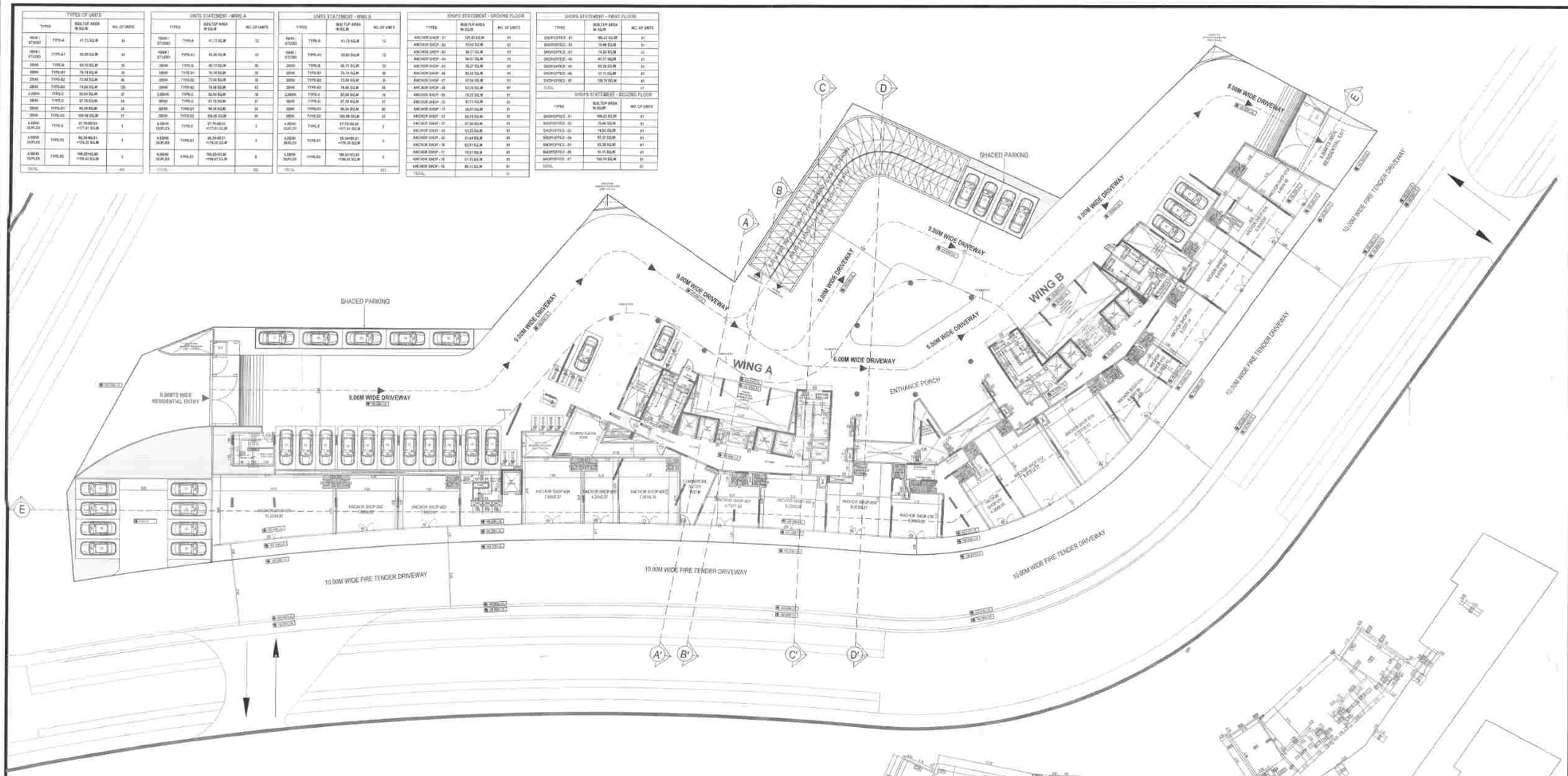

GROUND FLOOR PLAN
(FFL +70.025M LEVEL)
SCALE :- 1:200

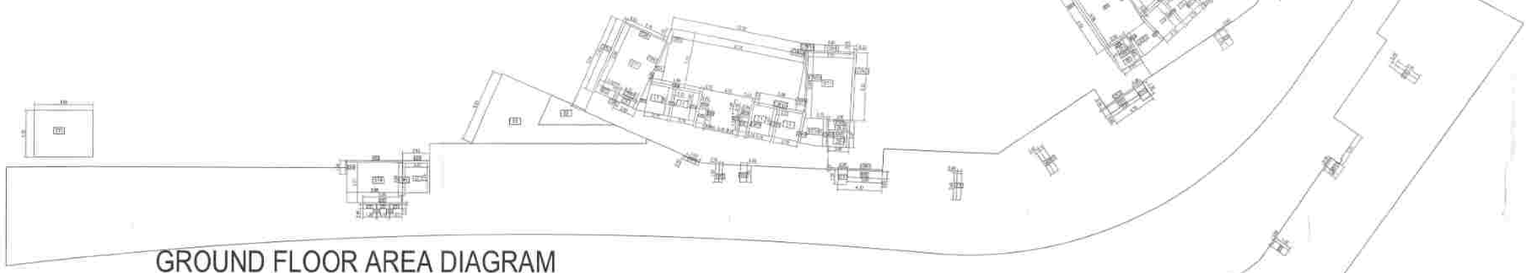

GROUND FLOOR AREA DIAGRAM
SCALE :- 1:200

COMMERCIAL AREA DIAGRAM

OPENING SCHEDULE					
TYPE	SIZE		SILL (FROM SFFL)	LINTEL (FROM SFFL)	SPECIFICATIONS
	WIDTH	HEIGHT (FROM SFFL)			
DOORS AND FIRE DOOR SCHEDULE					
D1	1.00	2.40	-	2.40	WOODEN DOOR
D	1.00	2.40	-	2.40	WOODEN DOOR
D1	0.90	2.40	-	2.40	WOODEN DOOR
D2	0.80	2.40	-	2.40	WOODEN DOOR
FD0	1.20	2.40	-	2.40	FIRE RESISTANT DOOR
GD	1.20	2.40	-	2.40	GLASS DOOR
GD	0.90	2.40	-	2.40	GLASS DOOR
WINDOWS, VENTILATOR AND LOUVRES SCHEDULE					
W	1.57	2.20	0.70	2.40	ALUMINIUM SLIDING WINDOW
W1	1.70	2.20	0.70	2.40	ALUMINIUM SLIDING WINDOW
W2	1.40	2.20	0.70	2.40	ALUMINIUM SLIDING WINDOW (INSULATED)
W3	1.00	2.20	0.70	2.40	ALUMINIUM SLIDING WINDOW (INSULATED)
W4	1.80	2.20	0.70	2.40	ALUMINIUM SLIDING WINDOW (INSULATED)
W5	1.70	2.20	0.70	2.40	ALUMINIUM SLIDING WINDOW (INSULATED)
W6	1.40	2.20	0.70	2.40	ALUMINIUM SLIDING WINDOW (INSULATED)
W7	1.60	2.20	0.70	2.40	ALUMINIUM SLIDING WINDOW (INSULATED)
W8	1.00	2.20	0.70	2.40	ALUMINIUM SLIDING WINDOW (INSULATED)
W9	1.40	2.20	0.70	2.40	ALUMINIUM SLIDING WINDOW (INSULATED)
W10	1.50	2.20	0.70	2.40	ALUMINIUM SLIDING WINDOW (INSULATED)
W11	1.50	1.40	1.60	2.40	ALUMINIUM SLIDING WINDOW (INSULATED)
V	0.60	1.20	1.05	2.40	ALUMINIUM WITH GLASS LOUVERS(FIXED)
V1	0.45	1.00	1.20	2.40	ALUMINIUM OPTIGLASS WINDOW
D1	1.20	2.10	0.10	2.40	ALUMINIUM LOUVRED DOOR
D2	1.00	2.10	0.10	2.40	ALUMINIUM LOUVRED DOOR
D3	0.80	2.10	0.10	2.40	ALUMINIUM LOUVRED DOOR
D4	0.60	2.10	0.10	2.40	ALUMINIUM LOUVRED DOOR
DR	2.00	2.10	0.10	2.40	ALUMINIUM LOUVRED PANCHI (INSULATED)

STAIRCASE DETAILS											
ST-01		ST-02		ST-03		ST-04		ST-05		ST-06	
WIDTH	1.500M	WIDTH	1.500M	WIDTH	1.500M	WIDTH	1.500M	WIDTH	1.500M	WIDTH	1.500M
TREAD	0.25M	TREAD	0.25M	TREAD	0.25M	TREAD	0.25M	TREAD	0.25M	TREAD	0.25M
RISER	0.1667M	RISER	0.1667M	RISER	0.1667M	RISER	0.1667M	RISER	0.1667M	RISER	0.1667M

ISSUED FOR :	SHEET NO.
DEVELOPMENT PERMISSION	05 / 25

Drawing Title:
GROUND FLOOR PLAN

Project Title:
BUILDING ID 46 B & C , BLOCK 46 ,
GIFT CITY, GANDHINAGAR, GUJARAT.

Drawing Number: 005 /DP/1005
Revision: R0
North

Scale- 1:200
0 1X 2X 4X M
Date: 28 / 04 / 2022

NOTE:
1. Do not scale the drawing.
2. Only written dimensions and UTM coordinate reference provided to be followed.
3. All dimensions are in mm /cm/ m
4. All areas in Sq.mt

KEY PLAN:

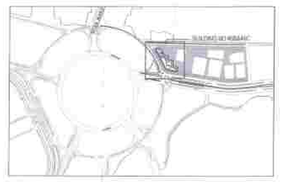

LEGENDS	
S	SERVICE SHAFT/STRUCTURAL OUTLETS
ST	STAIRCASE
L	LIFTS
CW	COMMON WALL BETWEEN RESIDENTIALS AREA
	Green TERR.

DEVELOPER

KAAVYARATNA INFRA LLP
ADDRESS: D-402, SHREE RANG AROMA, GIFT CITY ROAD, RANDESAN, GANDHINAGAR-382007
TEL.NO - 9558818904
EMAIL : admin@kaavyaratna.com

ARCHITECT :

ARCHITECT Rosa Kabul
PLOT 78 A , 2ND FLOOR,
TURNER ROAD, ABOVE CROSSWORD BOOK STORE
BANDRA (W),MUMBAI 400 050,
PHONE : 022 26439415, 26430146
FAX : 022 26459896,
EMAIL : kabulreza@gmail.com
COA No: CA/88/1137
ARCHI-002/R1
Sign & Stamp

GIFT Urban Development Authority:

GIFTCL, GIFT CITY GANDHINAGAR
Date 11/05/2022 | Signature
Checked by
Reviewed By
Recommended By

GIFT URBAN DEVELOPMENT AUTHORITY, APPROVED DRAWINGS
Permission No. 22/09
Date 25/05/2022 | Signature
Approved By TPO, GIFT UDA

DEVELOPER'S COPY

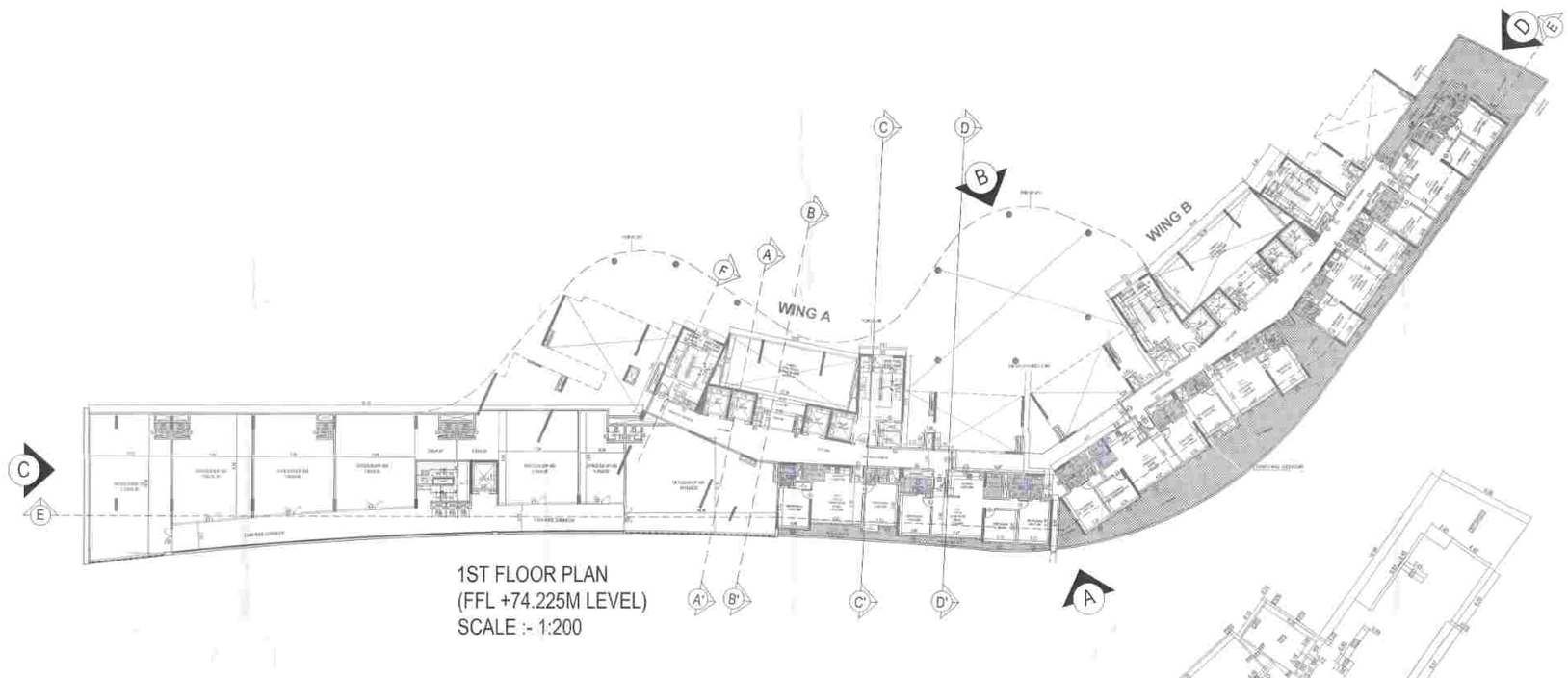

1ST FLOOR PLAN
(FFL +74.225M LEVEL)
SCALE :- 1:200

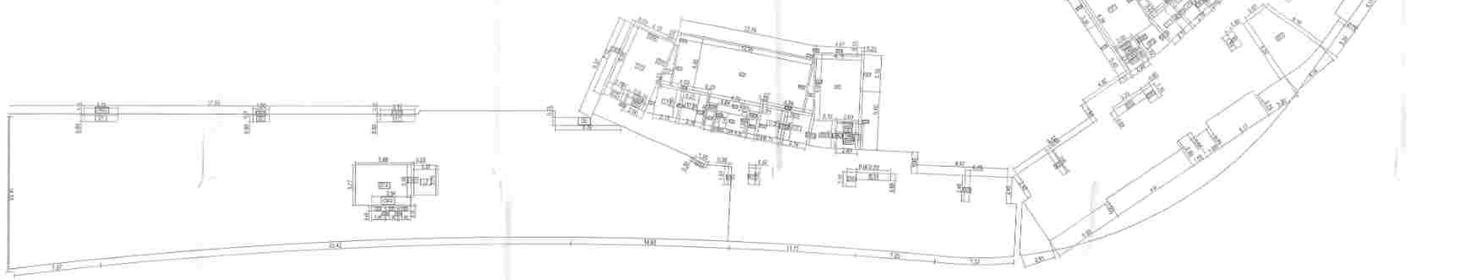

1ST FLOOR AREA DIAGRAM
SCALE :- 1:200

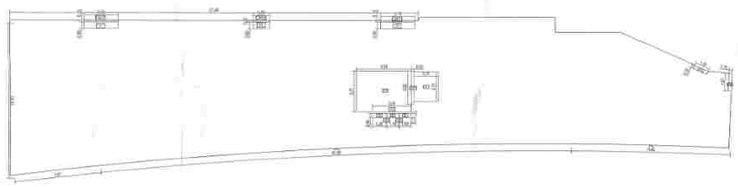

1ST FLOOR COMMERCIAL AREA DIAGRAM

COMMERCIAL AREA CALCULATIONS
1ST FLOOR

TYPE	LENGTH	WIDTH	NO'S	AREA SUB-TOTAL	AREA TOTAL
A			1	768.44	768.44
TOTAL ADDITIONS					768.44
DEDUCTIONS					
L1	2.27	1.75	1	3.97	3.97
T14	5.98	3.77	1	19.15	19.15
CW1	0.13	3.00	1	0.39	0.39
CW2	1.54	0.15	1	0.23	0.23
CW30	0.15	0.80	1	0.09	0.09
CW32	0.25	0.15	1	0.04	0.04
CW38	1.50	0.15	1	0.23	0.23
D1	1.15	0.90	1	1.04	1.04
D2	1.50	0.90	1	0.90	0.90
D3	1.20	0.40	1	0.48	0.48
D4	1.10	0.40	1	0.44	0.44
D5	1.03	0.40	1	0.41	0.41
D38	1.67	0.30	1	0.50	0.50
TOTAL DEDUCTIONS					34.39
NET BUILT-UP AREA					733.55

OPENING SCHEDULE

TYPE	SIZE WIDTH	SIZE HEIGHT(REQUIRED)	SILL (FROM UFFL)	LINTEL (FROM UFFL)	SPECIFICATIONS
DOOR AND FIRE DOOR SCHEDULE					
D3	1.05	2.40	-	2.40	WOODEN DOOR
D	1.50	2.40	-	2.40	WOODEN DOOR
D1	0.90	2.40	-	2.40	WOODEN DOOR
D2	0.90	2.40	-	2.40	WOODEN DOOR
FD30	1.20	2.40	-	2.40	FIRE RESISTANT DOOR
G3	1.50	2.40	-	2.40	GLASS DOOR
D5	2.00	2.40	-	2.40	GLASS DOOR
WINDOWS - VENTILATION AND SERVICES SCHEDULE					
W	1.57	2.28	0.15	2.43	ALUMINIUM SLIDING WINDOW
W1	2.15	2.28	0.15	2.43	ALUMINIUM SLIDING WINDOW WITH GLASS
W2	1.90	2.28	0.15	2.43	ALUMINIUM SLIDING WINDOW WITH GLASS
W3	1.00	2.28	0.15	2.43	ALUMINIUM SLIDING WINDOW WITH GLASS
W4	1.85	2.28	0.15	2.43	ALUMINIUM SLIDING WINDOW WITH GLASS
W5	1.70	2.28	0.15	2.43	ALUMINIUM SLIDING WINDOW WITH GLASS
W6	1.55	2.28	0.15	2.43	ALUMINIUM SLIDING WINDOW WITH GLASS
W7	1.20	2.28	0.15	2.43	ALUMINIUM SLIDING WINDOW WITH GLASS
W8	1.30	2.28	0.15	2.43	ALUMINIUM SLIDING WINDOW WITH GLASS
W9	1.40	2.28	0.15	2.43	ALUMINIUM SLIDING WINDOW WITH GLASS
W10	1.36	2.28	0.15	2.43	ALUMINIUM SLIDING WINDOW WITH GLASS
W11	1.50	1.45	1.00	2.45	ALUMINIUM SLIDING WINDOW WITH GLASS
V	0.60	1.20	1.25	2.45	ALUMINIUM WITH GLASS LOUVER(REQUIRED)
V1	0.40	1.20	1.25	2.45	ALUMINIUM OPENABLE WINDOW
D1	1.20	2.15	0.30	2.45	ALUMINIUM LOUVERED DOOR
D2	1.05	2.15	0.30	2.45	ALUMINIUM LOUVERED DOOR
D3	0.90	2.15	0.30	2.45	ALUMINIUM LOUVERED DOOR
D4	0.80	2.15	0.30	2.45	ALUMINIUM LOUVERED DOOR
D30	2.60	2.15	0.30	2.45	ALUMINIUM SLIDING WINDOW WITH GLASS

STAIRCASE DETAILS

ST-01		ST-02		ST-03		ST-04		ST-05	
WIDTH	2.00M	WIDTH	2.00M	WIDTH	2.00M	WIDTH	2.00M	WIDTH	1.50M
TREAD	0.27M	TREAD	0.30M	TREAD	0.25M	TREAD	0.29M	TREAD	0.30M
RISER	0.15M	RISER	0.15M	RISER	0.19M	RISER	0.16M	RISER	0.17M

LEGENDS

S	SERVICE SHAFT(SUCTION,RISER,CUTOUTS)
ST	STAIRCASE
L	LIFTS
CW	COMMON WALL BETWEEN ESTIMATABLE AREA

Floor Slope

FLOOR WISE AREA CALCULATIONS
1ST FLOOR

TYPE	LENGTH	WIDTH	NO'S	AREA SUB-TOTAL	AREA TOTAL
A			1	2028.8	2,028.80
TOTAL ADDITIONS					2,028.80
DEDUCTIONS					
L1	2.19	2.80	8	5.67	45.34
L2	2.27	2.75	1	6.24	6.24
ST1	4.15	6.08	4	25.23	100.93
ST2	2.00	0.72	2	1.44	2.88
ST3			2	5.53	11.06
ST4	5.98	3.77	1	19.15	19.15
CW1	0.23	3.00	1	0.70	0.70
CW2	3.54	0.15	1	0.53	0.53
CW3	0.23	7.10	1	1.63	1.63
CW4	4.15	0.15	4	0.62	2.49
CW5			2	0.41	0.83
CW6			2	0.61	1.22
CW7			2	0.56	1.13
CW8	0.35	0.72	2	0.11	0.22
CW9	2.00	0.15	6	0.30	1.80
CW10	4.58	0.23	4	1.06	4.22
CW11			2	1.44	2.88
CW12	0.23	3.00	4	0.69	2.79
CW13	0.23	2.91	4	0.67	2.68
CW14	0.84	0.15	4	0.13	0.50
CW15	0.35	1.33	4	0.20	0.80
CW16	0.23	2.91	2	0.67	1.34
CW17			2	0.73	1.46
CW18			2	0.05	0.11
CW19			2	0.13	0.27
CW20			2	0.76	1.51
CW21	0.23	3.35	2	0.77	1.54
CW22	0.15	2.52	2	0.38	0.76
CW23	0.23	5.40	2	1.24	2.48
CW24	0.23	1.65	3	0.38	0.38
CW25	0.23	5.30	1	1.22	1.22
CW26	0.30	0.40	2	0.04	0.08
CW27	3.35	0.15	2	0.47	0.95
CW28	1.50	0.15	1	0.23	0.23
D1	3.15	0.60	2	1.89	3.78
D2	1.50	0.60	1	0.90	0.90
D3	1.20	0.40	1	0.48	0.48
D4	1.10	0.40	1	0.44	0.44
D5	1.03	0.40	1	0.41	0.41
D6			1	4.06	4.06
D7			2	2.19	4.38
D8	12.35	4.85	2	59.90	119.80
D9			2	2.13	4.25
D10	3.00	0.57	2	1.14	2.28
D11	0.69	1.33	4	0.92	3.67
D12	4.73	1.43	2	6.76	13.53
D13	3.05	1.48	2	4.51	9.03
D14	2.00	1.42	2	2.84	5.68
D15	1.35	0.30	1	0.41	0.41
D16	1.67	0.30	1	0.50	0.50
D17	0.60	1.35	3	0.81	2.79
D18	0.90	1.35	3	1.22	3.65
D19	1.20	0.65	3	2.08	6.24
D20	0.45	2.45	3	1.10	3.31
D21			1	20.00	20.00
D22	2.00	0.80	2	1.60	3.20
SKY Garden			1		253.74
TOTAL DEDUCTIONS					628.46
NET BUILT-UP AREA					1,400.34

ISSUED FOR :
DEVELOPMENT PERMISSION

SHEET NO.
08 / 25

Drawing Title:
FIRST FLOOR PLAN

Project Title:
BUILDING ID 48 B & C , BLOCK 46 ,
GIFT CITY, GANDHINAGAR, GUJARAT.

Drawing Number: 006 /DP/1006
Revision: R0
North:

Scale- 1:200
Date: 28/04/2022

NOTE:
1. Do not scale the drawing.
2. Only written dimensions and UTM coordinate reference provided to be followed.
3. All dimensions are in mm / cm / m
4. All areas in Sq.mt

KEY PLAN:

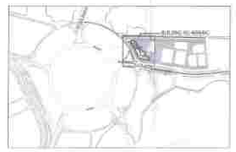

LEGEND:

DEVELOPER:

KAAVYARATNA INFRA LLP
ADDRESS: D-402, SHREE RANG AROMA, GIFT CITY ROAD, RANDESAN, GANDHINAGAR-382007
TEL.NO - 9558818904
EMAIL : admin@kaavyaratna.com

ARCHITECT :
ARCHITECT Reza Kabul
PLOT 78 A , 2ND FLOOR,
TURNER ROAD, ABOVE CROSSWORD BOOK STORE
BANDRA (W),MUMBAI 400 050,
PHONE : 022 26439415, 26430146
FAX : 022 26459696,
EMAIL : kabulreza@gmail.com
COA No: CA/88/1137
ARCHI-002/R1

GIFT Urban Development Authority:

GIFTCL, GIFT CITY GANDHINAGAR
Date : 18/04/2022
Checked By
Reviewed By
Recommended By

GIFT URBAN DEVELOPMENT AUTHORITY APPROVED DRAWING
Permission No : 21/07
Date : 03/05/2022
Approved By TPO, GIFT UDA

DEVELOPER'S COPY

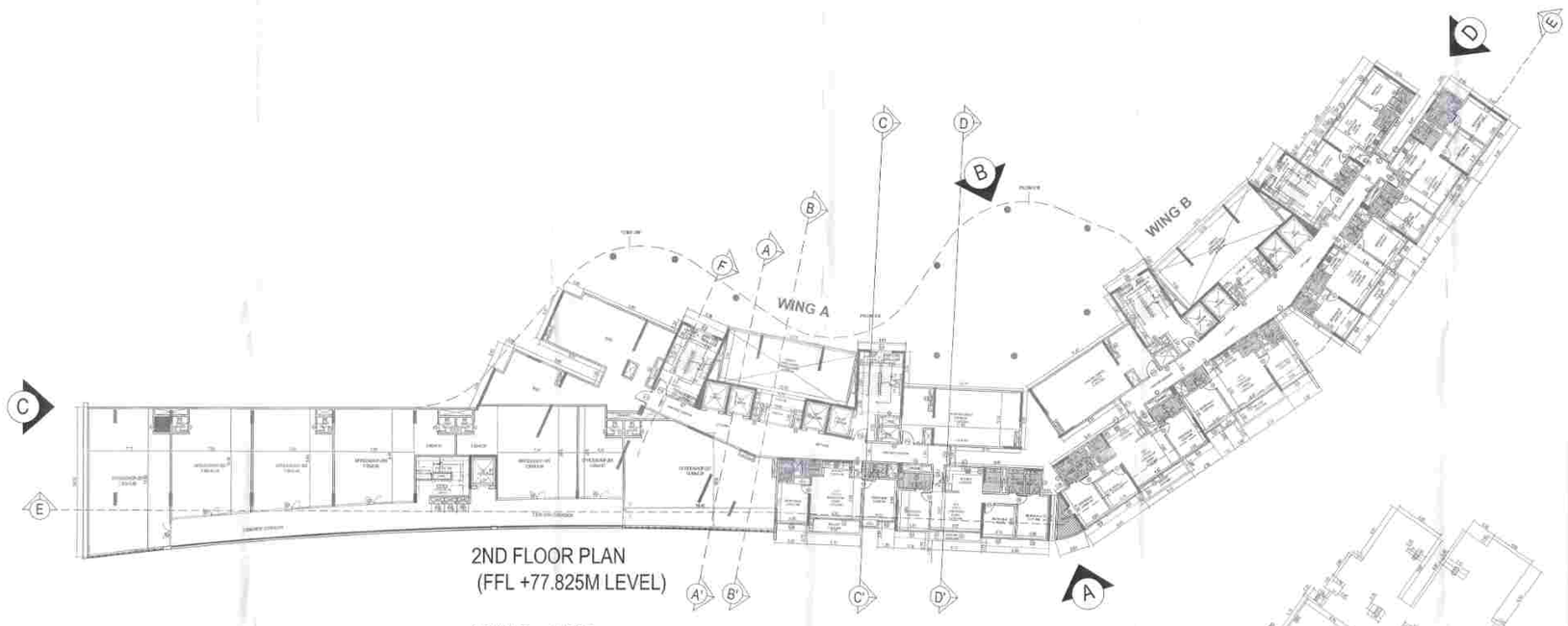

2ND FLOOR PLAN
(FFL +77.825M LEVEL)

SCALE :- 1:200

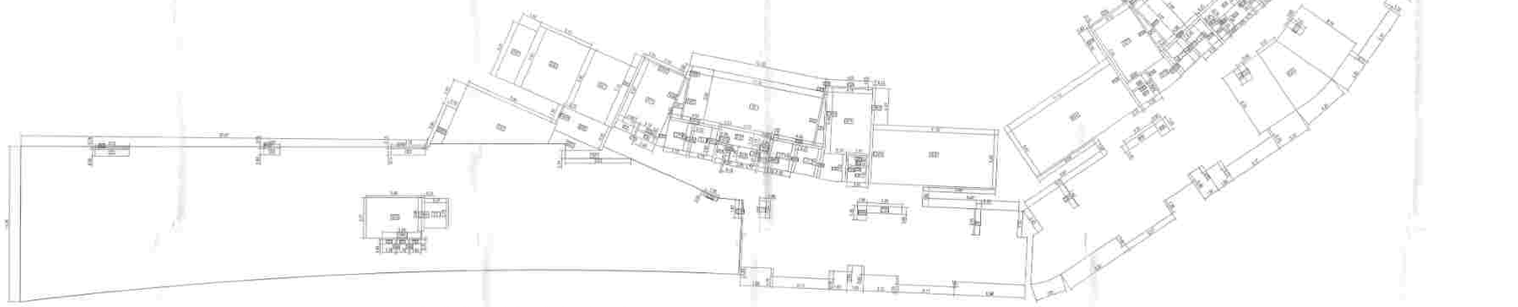

2ND FLOOR AREA DIAGRAM
SCALE :- 1:200

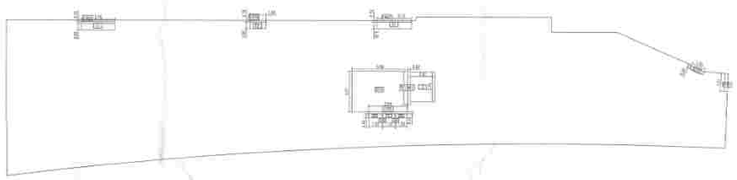

2ND FLOOR COMMERCIAL AREA DIAGRAM

OPENING SCHEDULE

TYPE	DIM. WIDTH	DIM. HEIGHT (FROM SILL LEVEL)	SILL (FROM FFL)	LINTEL (FROM LEVEL)	SPECIFICATIONS
DOORS AND FIRE DOOR SCHEDULE					
SD	1.20	2.40	-	2.40	WOODEN DOOR
S	1.20	2.40	-	2.40	WOODEN DOOR
D1	0.90	2.40	-	2.40	WOODEN DOOR
D2	0.90	2.40	-	2.40	WOODEN DOOR
FRD	1.20	2.40	-	2.40	FIRE RETARDANT DOOR
GD	1.20	2.40	-	2.40	GLASS DOOR
DD	2.00	2.40	-	2.40	GLASS DOOR
WINDOWS - VENTILATION AND SERVICES SCHEDULE					
W	2.07	2.20	0.23	2.43	ALUMINIUM TILTING WINDOW
W1	2.15	2.36	0.15	2.49	ALUMINIUM SLIDING WINDOW PANELLI FRAME
W2	1.55	2.20	0.15	2.49	ALUMINIUM SLIDING WINDOW PANELLI FRAME
W3	1.80	2.10	0.15	2.40	ALUMINIUM SLIDING WINDOW PANELLI FRAME
W4	1.40	2.20	0.15	2.49	ALUMINIUM SLIDING WINDOW PANELLI FRAME
W5	1.70	2.10	0.15	2.40	ALUMINIUM SLIDING WINDOW PANELLI FRAME
W6	1.55	2.20	0.15	2.49	ALUMINIUM SLIDING WINDOW PANELLI FRAME
W7	1.15	2.20	0.15	2.49	ALUMINIUM SLIDING WINDOW PANELLI FRAME
W8	1.10	2.20	0.15	2.49	ALUMINIUM SLIDING WINDOW PANELLI FRAME
W9	1.60	2.20	0.15	2.49	ALUMINIUM SLIDING WINDOW PANELLI FRAME
W10	1.20	2.20	0.15	2.49	ALUMINIUM SLIDING WINDOW PANELLI FRAME
W11	1.10	1.05	1.90	3.40	ALUMINIUM SLIDING WINDOW PANELLI FRAME
V	4.40	1.20	5.05	3.45	ALUMINIUM WITH GLASS CONVERSION PANELLI
V1	3.30	1.20	5.05	2.45	ALUMINIUM OPERABLE WINDOW
V2	1.20	2.10	6.30	3.40	ALUMINIUM LOUVERED DOOR
V3	1.20	2.15	6.30	3.40	ALUMINIUM LOUVERED DOOR
V4	0.90	2.15	6.30	3.40	ALUMINIUM LOUVERED DOOR
V5	3.00	2.15	6.30	3.40	ALUMINIUM LOUVERED DOOR
V6	2.00	2.15	6.30	2.45	ALUMINIUM LOUVERED WINDOW PANELLI FRAME

STAIRCASE DETAILS

ST-01		ST-02		ST-03		ST-04		ST-05	
WIDTH	2.00M	WIDTH	2.00M	WIDTH	1.20M	WIDTH	2.00M	WIDTH	1.20M
TREAD	0.27M	TREAD	0.27M	TREAD	0.25M	TREAD	0.27M	TREAD	0.26M
RISER	0.16M	RISER	0.16M	RISER	0.19M	RISER	0.16M	RISER	0.19M

LEGENDS

D	SERVICE SHAFT/DUCT/SLAB CUTOUTS
ST	STAIRCASE
L	LIFTS
CW	COMMON WALL BETWEEN DEDUCTABLE AREA

Glass Roof

FLOOR WISE AREA CALCULATIONS
2ND FLOOR

TYPE	LENGTH	WIDTH	NO'S	AREA SUB-TOTAL	AREA TOTAL
A			1	2,161.48	2,161.48
TOTAL ADDITIONS					2,161.48
DEDUCTIONS					
L1	2.18	2.45	8	3.34	42.73
L2	2.27	2.75	1	6.24	6.24
ST1	4.15	6.08	4	25.23	100.93
ST2	2.00	0.72	2	1.44	2.88
ST3			2	5.53	11.06
ST4	5.08	3.77	1	19.15	19.15
CW1	0.23	3.06	1	0.70	0.70
CW2	3.54	0.15	1	0.53	0.53
CW3	0.23	7.10	1	1.63	1.63
CW4	4.15	0.15	4	0.62	2.49
CW5			2	0.41	0.83
CW6			2	0.61	1.22
CW7			2	0.56	1.13
CW8	0.15	0.72	2	0.11	0.22
CW9	2.00	0.15	6	0.30	1.80
CW10	4.59	0.23	4	1.06	4.22
CW11			2	1.44	2.88
CW12	0.23	2.60	4	0.60	2.39
CW13	0.23	2.91	4	0.67	2.68
CW14	0.84	0.15	4	0.13	0.50
CW15	0.15	1.81	4	0.25	0.99
CW16	0.23	2.91	2	0.67	1.34
CW17			2	0.73	1.46
CW18			2	0.05	0.11
CW19			2	0.13	0.27
CW20			2	0.76	1.51
CW21	0.23	3.35	2	0.77	1.54
CW22	0.15	2.52	2	0.38	0.76
CW23	0.23	5.40	2	1.24	2.48
CW24	0.23	1.65	1	0.38	0.38
CW25	0.15	1.80	1	0.27	0.27
CW26	0.10	0.40	2	0.04	0.08
CW27	0.15	3.15	2	0.47	0.95
CW28	0.15	1.50	1	0.23	0.23
D1	3.15	0.60	2	1.89	3.78
D2	1.50	0.60	1	0.90	0.90
D3	1.29	0.80	1	1.03	1.03
D4	1.10	0.40	1	0.44	0.44
D5	1.03	0.40	1	0.41	0.41
D6			1	4.00	4.00
D7			2	2.19	4.38
D8	12.35	5.00	2	61.75	123.50
D9			2	2.13	4.25
D10	2.00	0.57	2	1.14	2.28
D11	0.89	1.33	4	0.92	3.67
D12	4.73	1.43	3	6.76	13.53
D13	3.05	1.48	2	4.51	9.03
D14	2.00	1.42	2	2.84	5.68
D15	1.85	0.30	1	0.41	0.41
D16	1.67	0.30	1	0.50	0.50
D17	0.60	1.55	3	0.93	2.79
D18	0.90	1.35	3	1.22	3.65
D19	3.20	0.65	3	2.08	6.24
D20	0.45	2.45	3	1.10	3.31
D21	0.75	1.84	1	1.38	1.38
D22	0.30	1.50	1	0.45	0.45
D23			1	20.00	20.00
D24	15.47	3.40	2	61.94	123.88
D25	1.85	5.30	1	9.81	9.81
D26	5.11	5.90	1	30.15	30.15
D27	4.68	5.90	1	27.61	27.61
D28	4.76	2.33	1	11.09	11.09
D29			1	3.48	3.48
D30			1	35.34	35.34
D31			1	3.90	3.90
D32	2.00	0.80	2	1.60	3.20
TOTAL DEDUCTIONS					681.57
NET BUILT-UP AREA					1,479.91

COMMERCIAL AREA CALCULATIONS
2ND FLOOR

TYPE	LENGTH	WIDTH	NO'S	AREA SUB-TOTAL	AREA TOTAL
A			1	769.94	769.94
TOTAL ADDITIONS					769.94
DEDUCTIONS					
L2	2.27	2.75	1	6.24	6.24
ST4	5.08	3.77	1	19.15	19.15
CW1	0.23	3.06	1	0.70	0.70
CW2	3.54	0.15	1	0.53	0.53
CW26	0.10	0.40	2	0.04	0.08
CW27	0.15	0.32	2	0.07	0.15
CW28	1.50	0.15	1	0.23	0.23
D1	3.15	0.60	2	1.89	3.78
D2	1.50	0.60	1	0.90	0.90
D3	1.29	0.80	1	1.03	1.03
D4	1.10	0.40	1	0.44	0.44
D5	1.03	0.40	1	0.41	0.41
D6			1	4.00	4.00
D7			2	2.19	4.38
D8	12.35	5.00	2	61.75	123.50
D9			2	2.13	4.25
D10	2.00	0.57	2	1.14	2.28
D11	0.89	1.33	4	0.92	3.67
D12	4.73	1.43	3	6.76	13.53
D13	3.05	1.48	2	4.51	9.03
D14	2.00	1.42	2	2.84	5.68
D15	1.85	0.30	1	0.41	0.41
D16	1.67	0.30	1	0.50	0.50
D17	0.60	1.55	3	0.93	2.79
D18	0.90	1.35	3	1.22	3.65
D19	3.20	0.65	3	2.08	6.24
D20	0.45	2.45	3	1.10	3.31
D21	0.75	1.84	1	1.38	1.38
D22	0.30	1.50	1	0.45	0.45
D23			1	20.00	20.00
D24	15.47	3.40	2	61.94	123.88
D25	1.85	5.30	1	9.81	9.81
D26	5.11	5.90	1	30.15	30.15
D27	4.68	5.90	1	27.61	27.61
D28	4.76	2.33	1	11.09	11.09
D29			1	3.48	3.48
D30			1	35.34	35.34
D31			1	3.90	3.90
D32	2.00	0.80	2	1.60	3.20
TOTAL DEDUCTIONS					38.37
NET BUILT-UP AREA					731.57

ISSUED FOR :
DEVELOPMENT PERMISSION

SHEET NO.
07 / 25

Drawing Title:
SECOND FLOOR PLAN

Project Title:
BUILDING ID 46 B & C , BLOCK 46 ,
GIFT CITY, GANDHINAGAR, GUJARAT.

Drawing Number: 007 /DP/1007

Revision: R0

North

Scale- 1:200

Date: 28/04/2022

NOTE:
1. Do not scale the drawing.
2. Only written dimensions and UTM coordinate reference provided to be followed.
3. All dimensions are in mm ASSF m
4. All areas in Sq.mt

KEY PLAN:

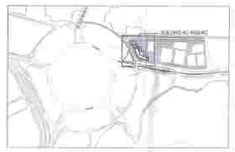

LEGEND:

DEVELOPER:

KAAVYARATNA INFRA LLP
ADDRESS: D-402, SHREE RANG AROMA, GIFT CITY ROAD, RANDESAN, GANDHINAGAR-382007
TEL.NO - 9558818904
EMAIL : admin@kaavyaratna.com

ARCHITECT :

Reza Kabul
PLOT 78 A , 2ND FLOOR,
TURNER ROAD, ABOVE CROSSWORD BOOK STORE
BANDRA (W),MUMBAI 400 050,
PHONE : 022 26439415, 26430146
FAX : 022 26458896,
EMAIL : kabulreza@gmail.com
COA No: CA/88/1137
ARCHI-002/R1

GIFT Urban Development Authority:

GIFTCL, GIFT CITY GANDHINAGAR
Date : 16/04/2022 Signature
Checked By
Reviewed By
Recommended By

GIFT URBAN DEVELOPMENT AUTHORITY,
APPROVED DRAWINGS
Permission No.: 24/07
Date : 25/04/2022 Signature
Approved By
TPO, GIFT UDA

DEVELOPER'S COPY

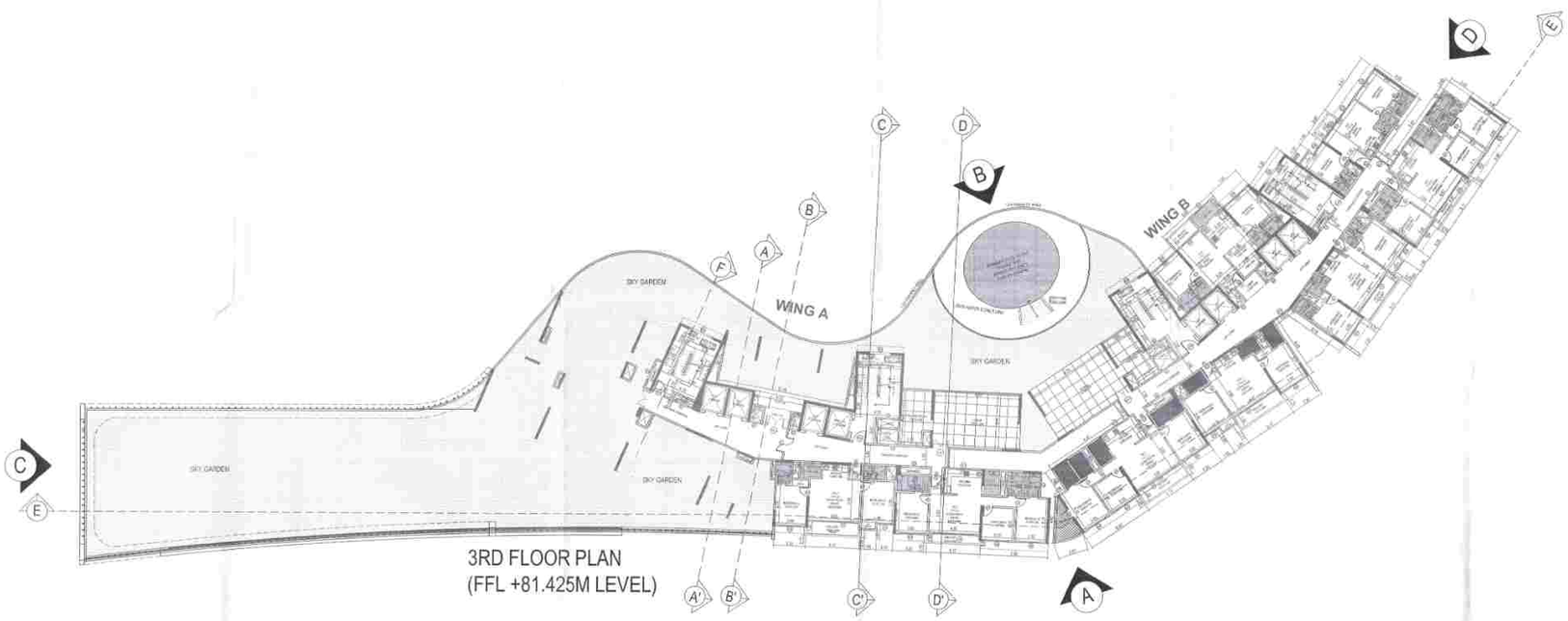

3RD FLOOR PLAN
(FFL +81.425M LEVEL)

SCALE :- 1:200

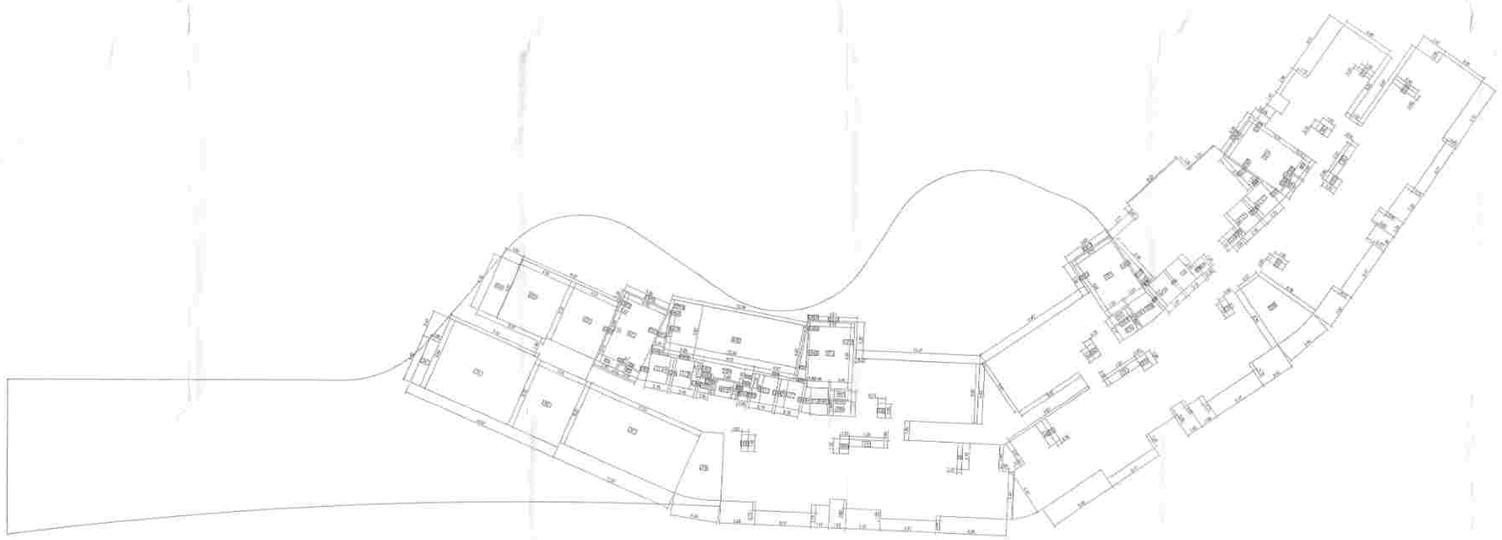

3RD FLOOR AREA DIAGRAM
SCALE :- 1:200

OPENING SCHEDULE					
TYPE	SIZE BREDTH	SIZE HEIGHT (FINISH HT)	SILL (FROM FFFL)	LINTEL (FROM FFFL)	SPECIFICATIONS
DOORS AND FIRE DOOR SCHEDULE					
D0	1.05	2.40	-	2.45	WOODEN DOOR
D	1.05	2.40	-	2.45	WOODEN DOOR
D1	0.88	2.40	-	2.45	WOODEN DOOR
D2	0.88	2.40	-	2.45	WOODEN DOOR
FD2	1.20	2.40	-	2.45	FIRE RESISTANT DOOR
GD	1.05	2.40	-	2.45	GLASS DOOR
FD	1.05	2.40	-	2.45	GLASS DOOR
WINDOWS - VENTILATION AND SERVICES SCHEDULE					
W	2.67	2.20	0.55	2.45	ALUMINIUM SLIDING WINDOW
W1	2.15	2.20	0.55	2.45	ALUMINIUM SLIDING WINDOW PARTLY FIXED
W2	1.05	2.20	0.55	2.45	ALUMINIUM SLIDING WINDOW PARTLY FIXED
W3	1.58	2.20	0.55	2.45	ALUMINIUM SLIDING WINDOW PARTLY FIXED
W4	1.05	2.20	0.55	2.45	ALUMINIUM SLIDING WINDOW PARTLY FIXED
W5	1.76	2.20	0.55	2.45	ALUMINIUM SLIDING WINDOW PARTLY FIXED
W6	1.05	2.20	0.55	2.45	ALUMINIUM SLIDING WINDOW PARTLY FIXED
W7	1.52	2.20	0.55	2.45	ALUMINIUM SLIDING WINDOW PARTLY FIXED
W8	1.58	2.20	0.55	2.45	ALUMINIUM SLIDING WINDOW PARTLY FIXED
W9	1.40	2.20	0.55	2.45	ALUMINIUM SLIDING WINDOW PARTLY FIXED
W10	1.20	2.20	0.55	2.45	ALUMINIUM SLIDING WINDOW PARTLY FIXED
W11	1.02	1.40	1.05	2.45	ALUMINIUM SLIDING WINDOW PARTLY FIXED
V	0.60	1.20	1.25	2.45	ALUMINIUM WITH GLASS LOUVERS(VENTILATOR)
V1	0.40	1.20	1.25	2.45	ALUMINIUM OPENABLE WINDOW
D1	1.20	2.55	0.30	2.85	ALUMINIUM LOUVERED DOOR
D2	1.05	2.55	0.30	2.85	ALUMINIUM LOUVERED DOOR
D3	0.85	2.55	0.30	2.85	ALUMINIUM LOUVERED DOOR
D4	0.60	2.55	0.30	2.85	ALUMINIUM LOUVERED DOOR
D5	2.05	2.55	0.30	2.85	ALUMINIUM SLIDING WINDOW PARTLY FIXED

STAIRCASE DETAILS								
ST-01		ST-02		ST-03		ST-04		
WIDTH	2.00M	WIDTH	1.20M	WIDTH	2.00M	WIDTH	1.00M
TREAD	0.25M	TREAD	0.25M	TREAD	0.25M	TREAD	0.25M
RISER	0.150M	RISER	0.150M	RISER	0.150M	RISER	0.150M

LEGENDS	
S	SERVICE SHAFT/DUCT/SLAB CUTOUTS
ST	STAIRCASE
L	LIFTS
CW	COMMON WALL BETWEEN ERECTABLE AREA

Floor Edge

FLOOR WISE AREA CALCULATIONS
3RD FLOOR

TYPE	LENGTH	WIDTH	NO'S	AREA SUB-TOTAL	AREA TOTAL
A			1	2594.69	2,594.69
TOTAL ADDITIONS					2,594.69
DEDUCTIONS					
L1	2.18	2.50	8	5.67	45.34
ST1	4.15	6.00	4	25.23	100.93
ST2	2.00	0.72	2	1.44	2.88
ST3			2	5.53	11.06
CW1	0.72	0.15	2	0.11	0.22
CW2	2.00	0.15	6	0.30	1.80
CW3			2	1.39	2.78
CW4	0.23	2.68	4	0.60	2.39
CW5	0.23	1.33	4	0.31	1.22
CW6	0.23	2.68	2	0.62	1.23
CW7			2	0.62	1.23
CW8			2	0.28	0.56
CW9	0.88	0.23	2	0.23	0.45
CW10			2	0.85	1.69
CW11	0.15	2.52	2	0.38	0.76
CW12	0.23	1.65	2	0.38	0.76
CW13	4.15	0.15	4	0.62	2.49
CW14	0.23	3.35	2	0.77	1.54
CW15	0.15	2.75	1	0.41	0.41
CW16	0.23	2.90	2	0.67	1.33
CW17	0.15	4.95	2	0.73	1.46
CW18			2	0.05	0.10
CW19			2	0.14	0.28
CW20			2	0.75	1.50
CW21			2	0.76	1.52
CW22	2.50	0.15	2	0.38	0.38
CW23	1.00	0.15	1	0.15	0.30
CW24	1.33	0.15	2	0.20	0.40
CW25			1	0.75	0.75
CW26			1	0.05	0.05
CW27			1	0.13	0.13
D1	0.30	1.50	1	0.45	0.45
D2	0.75	1.35	1	1.01	1.01
D3	4.91	5.75	1	28.23	28.23
D4	0.95	4.40	1	4.18	4.18
D5	8.86	6.85	1	60.69	60.69
D6	5.06	6.70	1	33.90	33.90
D7	11.57	6.20	1	71.73	71.73
D8	0.80	1.55	3	0.93	2.79
D9	3.20	0.65	3	2.08	6.24
D10	0.45	2.45	3	1.10	3.31
D11			2	2.22	4.44
D12			2	2.12	4.25
D13	1.09	1.33	3	1.45	2.90
D14	0.88	1.33	2	1.17	2.34
D15	2.00	0.57	2	1.14	2.28
D16	2.00	1.42	2	2.84	5.68
D17	2.00	0.80	2	1.60	3.20
D18			2	20.00	40.00
D19	12.35	5.00	1	61.75	61.75
D20	4.72	1.43	1	6.75	6.75
D21	1.48	2.45	1	3.63	3.63
D22	0.75	1.35	2	1.01	2.03
D23	0.90	1.35	1	1.22	1.65
D24	1.85	5.30	1	9.81	9.81
D25	4.96	5.90	1	29.26	29.26
Open Space			1	1,061.14	1,061.14
TOTAL DEDUCTIONS					1,643.57
NET BUILT-UP AREA					951.12

ISSUED FOR : DEVELOPMENT PERMISSION

SHEET NO. 08 / 25

Drawing Title: THIRD FLOOR PLAN

Project Title: BUILDING ID 46 B & C , BLOCK 46 , GIFT CITY, GANDHINAGAR, GUJARAT.

Drawing Number: 008 /DP/1008

Revision: R0

North

Scale- 1:200

Date: 28 / 04 /2022

NOTE:
1. Do not scale the drawing.
2. Only written dimensions and UTM coordinate reference provided to be followed.
3. All dimensions are in mm /cm/ m
4. All areas in Sq.mt

KEY PLAN:

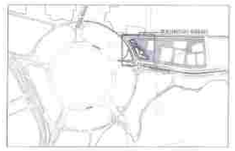

LEGEND:

DEVELOPER:

KAAVYARATNA INFRA LLP
ADDRESS: D-402, SHREE RANG AROMA, GIFT CITY ROAD, RANDESAN, GANDHINAGAR-382007
TEL.NO - 9558818904
EMAIL : admin@kaavyaratna.com

ARCHITECT :

ARCHITECT Reza Kabul
PLOT 78 A , 2ND FLOOR,
TURNER ROAD, ABOVE CROSSWORD BOOK STORE
BANDRA (W),MUMBAI 400 050.
PHONE : 022 26439415, 26430146
FAX : 022 26459696.
EMAIL : kabulreza@gmail.com
COA No: CA/88/1137
ARCHI-002/R1

Sign & Stamp

GIFT Urban Development Authority:

GIFTCL, GIFT CITY GANDHINAGAR
Date: 18th April 2022 | Signature
Checked By
Reviewed By
Recommended By

GIFT URBAN DEVELOPMENT AUTHORITY, APPROVED DRAWINGS
Permission No.: 55/09
Date: 25/08/2022 | Signature
Approved By TPO, GIFT UDA

DEVELOPER'S COPY

4TH,8TH,12TH REFUGE FLOOR PLAN
SCALE :- 1:200

4TH,8TH,12TH REFUGE FLOOR AREA DIAGRAM
SCALE :- 1:200

OPENING SCHEDULE					
TYPE	SIZE WIDTH	SIZE HEIGHT (FINISH LEVEL)	SILL (FROM LFFL)	LINTEL (FROM LFFL)	SPECIFICATIONS
DOORS AND FIRE DOOR SCHEDULE					
D0	1.05	2.45	-	2.45	WOODEN DOOR
D	1.00	2.45	-	2.45	WOODEN DOOR
D1	0.90	2.45	-	2.45	WOODEN DOOR
D2	0.85	2.45	-	2.45	WOODEN DOOR
FD0	1.20	2.45	-	2.45	FIRE RESISTANT DOOR
GD	1.50	2.45	-	2.45	GLASS DOOR
GD	2.00	2.45	-	2.45	GLASS DOOR
WINDOWS - VENTILATION AND SERVICES SCHEDULE					
W	3.87	2.24	0.15	2.45	ALUMINIUM SLIDING WINDOW
W1	2.11	2.24	0.15	2.45	ALUMINIUM SLIDING WINDOW (FIXED PANEL)
W2	1.93	2.24	0.15	2.45	ALUMINIUM SLIDING WINDOW (FIXED PANEL)
W3	1.88	2.24	0.15	2.45	ALUMINIUM SLIDING WINDOW (FIXED PANEL)
W4	1.83	2.24	0.15	2.45	ALUMINIUM SLIDING WINDOW (FIXED PANEL)
W5	1.79	2.24	0.15	2.45	ALUMINIUM SLIDING WINDOW (FIXED PANEL)
W6	1.50	2.24	0.15	2.45	ALUMINIUM SLIDING WINDOW (FIXED PANEL)
W7	1.50	2.24	0.15	2.45	ALUMINIUM SLIDING WINDOW (FIXED PANEL)
W8	1.50	2.24	0.15	2.45	ALUMINIUM SLIDING WINDOW (FIXED PANEL)
W9	1.40	2.24	0.15	2.45	ALUMINIUM SLIDING WINDOW (FIXED PANEL)
W10	1.20	2.24	0.15	2.45	ALUMINIUM SLIDING WINDOW (FIXED PANEL)
W11	1.50	1.41	1.24	2.65	ALUMINIUM SLIDING WINDOW (FIXED PANEL)
F	0.60	1.24	1.25	2.45	ALUMINIUM WITH GLASS LOUVER(OPENABLE)
W1	0.45	1.24	1.25	2.45	ALUMINIUM OPENABLE WINDOW
D1	1.20	2.13	0.30	2.45	ALUMINIUM LOUVERED DOOR
D2	1.00	2.13	0.30	2.45	ALUMINIUM LOUVERED DOOR
D3	0.80	2.13	0.30	2.45	ALUMINIUM LOUVERED DOOR
D4	0.69	2.13	0.30	2.45	ALUMINIUM LOUVERED DOOR
D5	2.00	2.13	0.30	2.45	ALUMINIUM LOUVERED DOOR (FIXED PANEL)

STAIRCASE DETAILS							
ST-01		ST-02		ST-03		ST-04	
WIDTH	2.00M	WIDTH	2.00M	WIDTH	2.00M	WIDTH	2.00M
TREAD	0.27M	TREAD	0.27M	TREAD	0.27M	TREAD	0.27M
RISER	0.175M	RISER	0.175M	RISER	0.175M	RISER	0.175M

LEGEND	
S	SERVICE SHAFT/SUBSTATION/LIFT CUTOUTS
ST	STAIRCASE
L	LIFTS
CW	COMMON WALL BETWEEN DEDUCTABLE AREA

FLOOR	LEVEL
4TH FLOOR	FFL +15.525M
8TH FLOOR	FFL +27.525M
12TH FLOOR	FFL +39.525M

Shown 30MR

FLOOR WISE AREA CALCULATIONS
4TH,8TH,12TH REFUGE FLOORS

TYPE	LENGTH	WIDTH	NO'S	AREA SUB-TOTAL	AREA TOTAL
A			1	1,582.57	1,582.57
TOTAL ADDITIONS					1,582.57
DEDUCTIONS					
LT	2.18	2.60	8	5.67	45.34
ST1	4.15	6.08	4	25.23	100.93
ST2	2.00	0.72	2	1.44	2.88
ST3			2	5.53	11.06
CW1	0.72	0.15	2	0.11	0.22
CW2	2.00	0.15	6	0.30	1.80
CW3			2	1.39	2.78
CW4	0.23	2.60	4	0.60	2.39
CW5	0.23	1.33	4	0.31	1.22
CW6	0.23	1.68	2	0.62	1.23
CW7			2	0.63	1.27
CW8			2	0.27	0.55
CW9	0.98	0.23	2	0.23	0.45
CW10			2	0.87	1.74
CW11	0.15	2.52	2	0.38	0.76
CW12	0.15	1.80	2	0.27	0.54
CW13	4.15	0.15	4	0.62	2.49
CW14	0.15	3.35	2	0.50	1.01
D1	0.30	1.50	4	0.45	1.80
D2	0.75	1.35	4	1.01	4.05
D3	0.45	2.45	4	1.10	4.41
D4	3.20	0.65	4	2.08	8.32
D5	0.90	1.35	4	1.22	4.86
D6	0.60	1.55	4	0.93	3.72
D7			2	20.00	40.00
D8	1.08	1.33	1	1.45	2.90
D9	0.88	1.33	2	1.17	2.34
D10			2	2.22	4.45
D11			2	2.13	4.25
D12	2.00	0.57	2	1.14	2.28
D13	2.00	1.42	2	2.84	5.68
D14	2.00	0.80	2	1.60	3.20
TOTAL DEDUCTIONS					270.91
NET BUILT-UP AREA					1,311.66

ISSUED FOR : DEVELOPMENT PERMISSION

SHEET NO. 09 / 25

Drawing Title:
4TH,8TH,12TH REFUGE FLOOR PLAN

Project Title:
BUILDING ID 46 B & C , BLOCK 46 ,
GIFT CITY, GANDHINAGAR, GUJARAT.

Drawing Number: 009 /DP/1009

Revision: R0

North

Scale- 1:200

Date: 28 / 04 /2022

NOTE:
1. Do not scale the drawing.
2. Only written dimensions and UTM coordinate reference provided to be followed.
3. All dimensions are in mm and in
4. All areas in Sq.m

KEY PLAN:

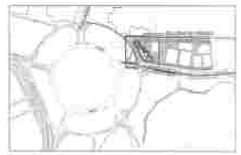

LEGEND:

DEVELOPER:

KAAVYARATNA INFRA LLP
ADDRESS: D-402, SHREE RANG AROMA, GIFT CITY ROAD, RANDESAN, GANDHINAGAR-382007
TEL.NO - 9558818904
EMAIL : admin@kaavyaratna.com

ARCHITECT :

Road Kabul
PLOT 78 A , 2ND FLOOR,
TURNER ROAD, ABOVE CROSSWORD BOOK STORE
BANDRA (W),MUMBAI 400 050,
PHONE : 022 26439415, 26430146
FAX : 022 26458898,
EMAIL : kabulreza@gmail.com
COA No: CA/87/127
ARCH-002R1

GIFT Urban Development Authority:

GIFTCL, GIFT CITY GANDHINAGAR	
Date : 13/04/2022	Signature
Checked By	
Reviewed By	
Recommended By	

GIFT URBAN DEVELOPMENT AUTHORITY, APPROVED DRAWINGS	
Permission No.	26/09
Date 02/08/2022	Signature
Approved By TPO, GIFT UDA	

DEVELOPER'S COPY

5TH-7TH,9TH-11TH,13TH-15TH FLOOR PLAN
SCALE :- 1:200

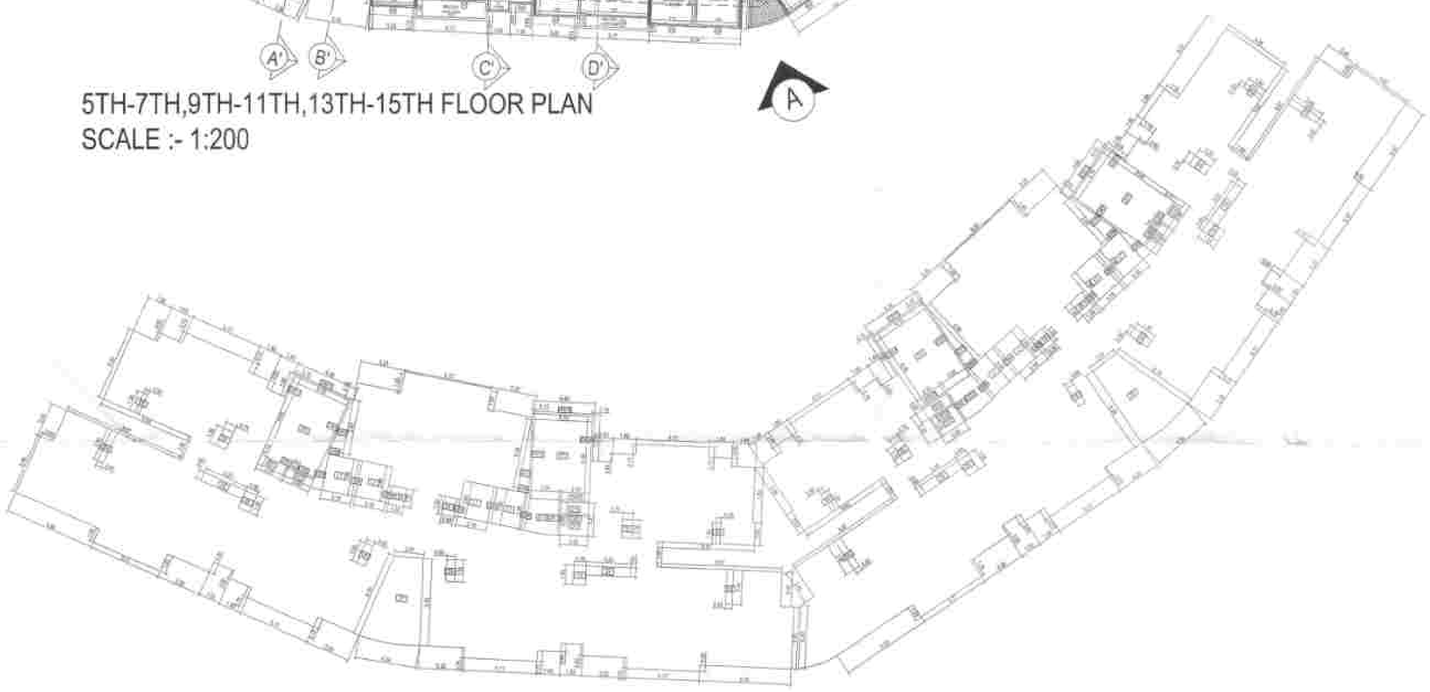

5TH-7TH,9TH-11TH,13TH-15TH FLOOR AREA DIAGRAM
SCALE :- 1:200

OPENING SCHEDULE					
TYPE	SIZE		SILL (FROM UFFL)	LINTEL (FROM UFFL)	SPECIFICATIONS
	WIDTH	HEIGHT (FROM UFFL)			
DOORS AND FIRE DOOR SCHEDULE					
FD	1.00	2.40	-	2.40	WOODEN DOOR
D	1.00	2.40	-	2.40	WOODEN DOOR
D1	0.90	2.40	-	2.40	WOODEN DOOR
D2	0.80	2.40	-	2.40	WOODEN DOOR
FRD	1.20	2.40	-	2.40	FIRE RESISTANT DOOR
GD	1.50	2.40	-	2.40	GLASS DOOR
GD	2.00	2.40	-	2.40	GLASS DOOR
WINDOWS - VENTILATOR AND SERVICES SCHEDULE					
W	3.67	2.38	0.15	2.40	ALUMINIUM GLAZING WINDOW
W1	2.15	2.38	0.15	2.40	ALUMINIUM GLAZING WINDOW PARTLY FIXED
W2	1.95	2.38	0.15	2.40	ALUMINIUM GLAZING WINDOW PARTLY FIXED
W3	1.90	2.38	0.15	2.40	ALUMINIUM GLAZING WINDOW PARTLY FIXED
W4	1.85	2.38	0.15	2.40	ALUMINIUM GLAZING WINDOW PARTLY FIXED
W5	1.70	2.38	0.15	2.40	ALUMINIUM GLAZING WINDOW PARTLY FIXED
W6	1.55	2.38	0.15	2.40	ALUMINIUM GLAZING WINDOW PARTLY FIXED
W7	1.20	2.38	0.15	2.40	ALUMINIUM GLAZING WINDOW PARTLY FIXED
W8	1.00	2.38	0.15	2.40	ALUMINIUM GLAZING WINDOW PARTLY FIXED
W9	1.40	2.38	0.15	2.40	ALUMINIUM GLAZING WINDOW PARTLY FIXED
W10	1.30	2.38	0.15	2.40	ALUMINIUM GLAZING WINDOW PARTLY FIXED
W11	1.50	1.45	1.00	2.40	ALUMINIUM GLAZING WINDOW PARTLY FIXED
V	0.60	1.20	1.20	2.40	ALUMINIUM WITH GLASS LOUVERS(OPTIONALLY)
V1	2.40	1.00	1.20	2.40	ALUMINIUM OPENABLE WINDOW
D1	1.00	2.10	0.00	2.40	ALUMINIUM LOUVERED DOOR
D2	1.00	2.10	0.00	2.40	ALUMINIUM LOUVERED DOOR
D3	0.90	2.10	0.00	2.40	ALUMINIUM LOUVERED DOOR
D4	0.80	2.10	0.00	2.40	ALUMINIUM LOUVERED DOOR
DW	2.00	2.10	0.00	2.40	ALUMINIUM GLAZED WINDOW PARTLY FIXED

STAIRCASE DETAILS							
ST-01		ST-02		ST-03		ST-04	
WIDTH	2.00M	WIDTH	2.00M	WIDTH	2.00M	WIDTH	2.00M
TREAD	0.25M	TREAD	0.25M	TREAD	0.25M	TREAD	0.25M
RISER	0.175M	RISER	0.175M	RISER	0.175M	RISER	0.175M

LEGENDS	
S	SERVICE SHAFT/DUCT/SEBAE CUTOUTS
ST	STAIRCASE
L	LIFTS
CW	COMMON WALL BETWEEN DEDUCTABLE AREA

Three SUNK

FLOOR	LEVEL
5TH FLOOR	FFL +66.175M
6TH FLOOR	FFL +69.225M
7TH FLOOR	FFL +84.475M
9TH FLOOR	FFL +100.775M
10TH FLOOR	FFL +103.825M
11TH FLOOR	FFL +107.075M
13TH FLOOR	FFL +113.275M
14TH FLOOR	FFL +116.325M
15TH FLOOR	FFL +119.675M

FLOOR WISE AREA CALCULATIONS
5TH-7TH,9TH-11TH,13-15TH FLOORS

TYPE	LENGTH	WIDTH	NO'S	AREA SUB-TOTAL	AREA TOTAL
A			1	1582.49	1,582.49
TOTAL ADDITIONS					1,582.49
DEDUCTIONS					
L1	2.18	2.60	8	5.67	45.34
ST1	4.15	6.08	4	25.23	100.93
ST2	2.00	0.72	2	1.44	2.88
ST3			2	5.53	11.06
CW1	0.72	0.15	2	0.11	0.22
CW2	2.00	0.15	6	0.30	1.80
CW3			2	1.39	2.78
CW4	0.23	2.60	4	0.60	2.39
CW5	0.23	1.33	4	0.31	1.22
CW6	0.23	2.68	2	0.62	1.23
CW7			2	0.63	1.27
CW8			2	0.27	0.55
CW9	0.98	0.23	2	0.23	0.45
CW10			2	0.87	1.74
CW11	0.15	2.52	2	0.38	0.76
CW12	0.15	1.80	2	0.27	0.54
CW13	4.15	0.15	4	0.62	2.49
CW14	0.15	3.35	2	0.50	1.01
D1	0.30	1.50	4	0.45	1.80
D2	0.75	1.35	4	1.01	4.05
D3	0.45	2.45	4	1.10	4.41
D4	5.20	0.65	4	2.08	8.32
D5	0.90	1.35	4	1.22	4.86
D6	0.60	1.55	4	0.93	3.72
D7			2	20.00	40.00
D8	1.09	1.33	2	1.45	2.90
D9	0.88	1.33	2	1.17	2.34
D10			2	2.25	4.49
D11			2	2.14	4.27
D12	2.00	0.57	2	1.14	2.28
D13	2.00	1.42	2	2.84	5.68
D14	2.00	0.80	2	1.60	3.20
TOTAL DEDUCTIONS					270.97
NET BUILT-UP AREA					1,311.52

ISSUED FOR :
DEVELOPMENT PERMISSION

SHEET NO.
10 / 25

Drawing Title:
5TH-7TH,9TH-11TH,13TH-15TH FLOOR PLAN

Project Title:
BUILDING ID 46 B & C , BLOCK 46 ,
GIFT CITY, GANDHINAGAR, GUJARAT.

Drawing Number: 010 /DP/1010
Revision: R0
North

Scale- 1:200
Date: 28/04/2022

NOTE:
1. Do not scale the drawing.
2. Only written dimensions and UTM coordinates reference provided to be followed.
3. All dimensions are in mm (unless
4. All areas in Sq.mt

KEY PLAN:

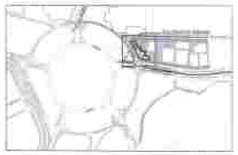

LEGEND:

DEVELOPER:

KAAVYARATNA INFRA LLP
ADDRESS: D-402, SHREE RANG AROMA, GIFT CITY ROAD, RANDESAN, GANDHINAGAR-382007
TEL.NO - 9558818904
EMAIL : admin@kaavyaratna.com

ARCHITECT :

Rous Kabul
PLOT 78 A , 2ND FLOOR,
TURNER ROAD, ABOVE CROSSWORD BOOK STORE
BANDRA (W),MUMBAI 400 050.
PHONE : 022 26439415, 26430148
FAX : 022 26459696.
EMAIL : kabulraza@gmail.com
COA No: CA/86/1137
ARCH-002R1

GIFT Urban Development Authority:

GIFTCL: GIFT CITY GANDHINAGAR
Date: 11/04/2022 Signature
Checked By
Reviewed By
Recommended By

GIFT URBAN DEVELOPMENT AUTHORITY,
APPROVED OF BUILDINGS
Permit No. 26/09
Date 27/05/2022 Signature
Approved By TPO, GIFT UDA

DEVELOPER'S COPY

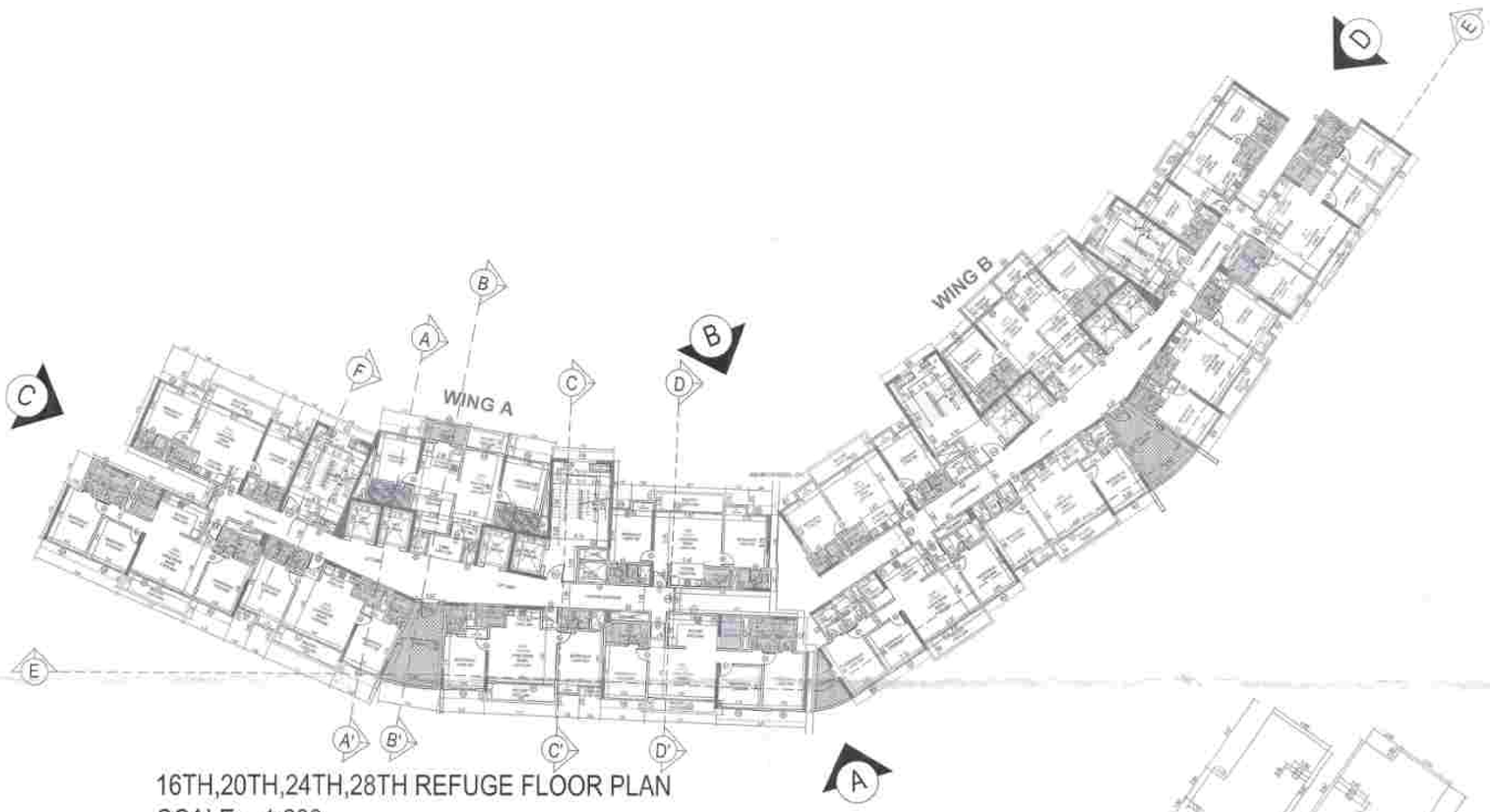

16TH,20TH,24TH,28TH REFUGE FLOOR PLAN
SCALE :- 1:200

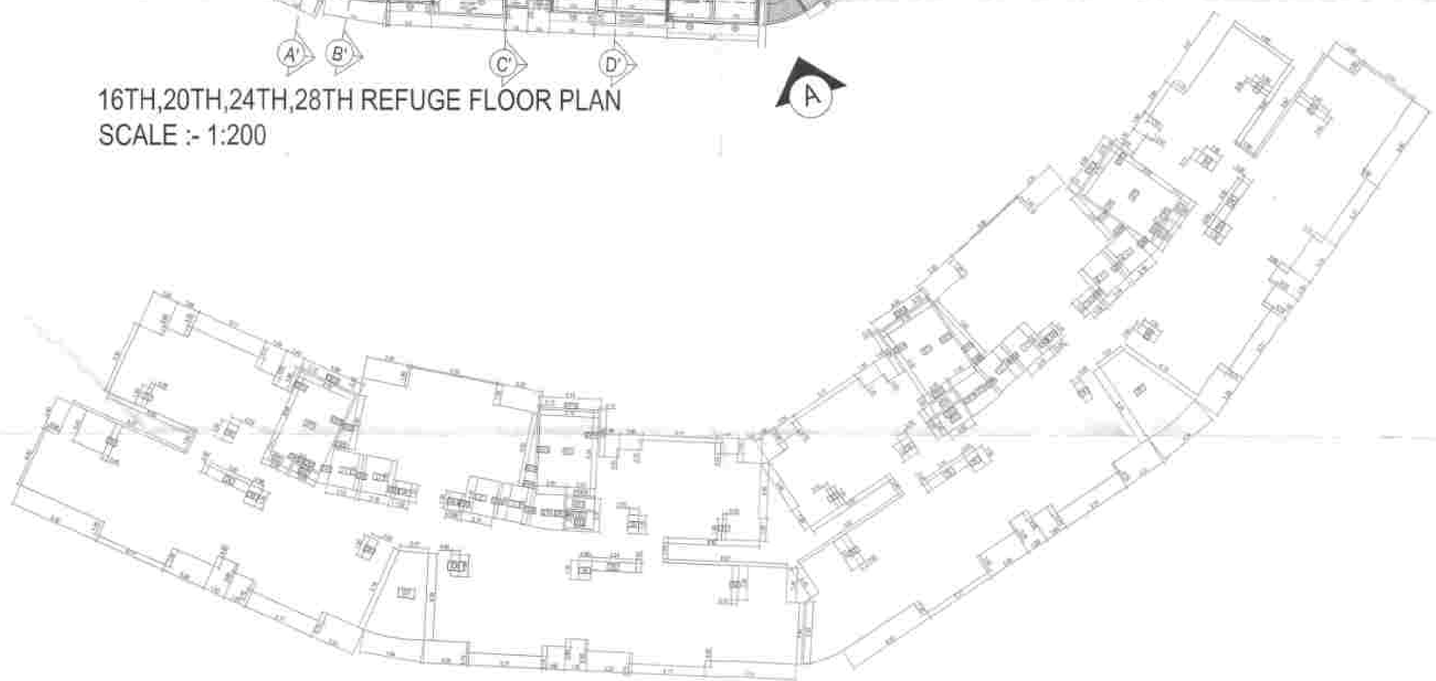

16TH,20TH,24TH,28TH REFUGE FLOOR AREA DIAGRAM
SCALE :- 1:200

OPENING SCHEDULE					
TYPE	SIZE		SILL (FROM OFFL)	LINTEL (FROM UFFL)	SPECIFICATIONS
	WIDTH	HEIGHT (FROM UFFL)			
DOORS AND FIRE DOOR SCHEDULE					
D1	1.05	2.40	-	2.45	WOODEN DOOR
D	1.20	2.40	-	2.45	WOODEN DOOR
D4	0.95	2.40	-	2.45	WOODEN DOOR
D3	0.85	2.40	-	2.45	WOODEN DOOR
FD1	1.20	2.40	-	2.45	FIRE RESISTANT DOOR
GD	1.50	2.40	-	2.45	GLASS DOOR
D5	0.85	2.40	-	2.45	GLASS DOOR
WINDOWS - VENTILATION AND SERVICES SCHEDULE					
W	2.57	2.20	0.15	2.45	ALUMINIUM SLIDING WINDOW
W1	2.15	2.20	0.15	2.45	ALUMINIUM SLIDING WINDOW (WITH G.I GRILL)
W2	1.53	2.20	0.15	2.45	ALUMINIUM SLIDING WINDOW (WITH G.I GRILL)
W3	1.95	2.20	0.15	2.45	ALUMINIUM SLIDING WINDOW (WITH G.I GRILL)
W4	0.85	2.20	0.15	2.45	ALUMINIUM SLIDING WINDOW (WITH G.I GRILL)
W5	1.15	2.20	0.15	2.45	ALUMINIUM SLIDING WINDOW (WITH G.I GRILL)
W6	1.55	2.20	0.15	2.45	ALUMINIUM SLIDING WINDOW (WITH G.I GRILL)
W7	1.53	2.20	0.15	2.45	ALUMINIUM SLIDING WINDOW (WITH G.I GRILL)
W8	1.50	2.20	0.15	2.45	ALUMINIUM SLIDING WINDOW (WITH G.I GRILL)
W9	1.40	2.20	0.15	2.45	ALUMINIUM SLIDING WINDOW (WITH G.I GRILL)
W10	1.20	2.20	0.15	2.45	ALUMINIUM SLIDING WINDOW (WITH G.I GRILL)
W11	1.20	1.40	1.00	2.45	ALUMINIUM SLIDING WINDOW (WITH G.I GRILL)
V	0.60	1.20	1.20	2.45	ALUMINIUM WITH GLASS LOUVER (NON OPERABLE)
V1	0.45	1.20	1.20	2.45	ALUMINIUM OPENABLE WINDOW
D1	1.20	2.10	0.30	2.40	ALUMINIUM LOUVERED DOOR
D2	1.05	2.10	0.30	2.40	ALUMINIUM LOUVERED DOOR
D3	0.80	2.10	0.30	2.40	ALUMINIUM LOUVERED DOOR
D4	0.60	2.10	0.30	2.40	ALUMINIUM LOUVERED DOOR
SW	2.01	2.10	0.30	2.40	ALUMINIUM SLIDING WINDOW (WITH G.I GRILL)

STAIRCASE DETAILS							
ST-01		ST-02		ST-03		ST-04	
WIDTH	2.00M	WIDTH	2.00M	WIDTH	2.00M	WIDTH	2.00M
TREAD	0.25M	TREAD	0.25M	TREAD	0.25M	TREAD	0.30M
RISER	0.175M	RISER	0.175M	RISER	0.175M	RISER	0.175M

LEGENDS	
S	SERVICE SHAFT/DUCT/SLAB CUTOUTS
ST	STAIRCASE
L	LIFTS
CW	COMMON WALL BETWEEN DEDUCTABLE AREAS

Three sides

FLOOR	LEVEL
16TH FLOOR	FFL +63.62M
20TH FLOOR	FFL +75.42M
24TH FLOOR	FFL +88.62M
28TH FLOOR	FFL +98.62M

FLOOR WISE AREA CALCULATIONS
16TH,20TH,24TH, 28TH REFUGE FLOORS

TYPE	LENGTH	WIDTH	NO'S	AREA SUB-TOTAL	AREA TOTAL
A			1	1582.47	1,582.47
TOTAL ADDITIONS					1,582.47
DEDUCTIONS					
L1	2.18	2.60	8	5.67	45.34
ST1	4.15	6.08	4	25.23	100.93
ST2	2.00	0.72	2	1.44	2.88
ST3			2	5.53	11.06
CW1	0.72	0.15	2	0.11	0.22
CW2	2.00	0.15	6	0.30	1.80
CW3			2	1.39	2.78
CW4	0.23	2.60	4	0.60	2.39
CW5	0.23	1.33	4	0.31	1.22
CW6	0.23	2.68	2	0.62	1.23
CW7			2	0.63	1.27
CW8			2	0.27	0.55
CW9	0.98	0.23	2	0.23	0.45
CW10			2	0.87	1.74
CW11	0.15	2.52	2	0.38	0.76
CW12	0.15	1.80	2	0.27	0.54
CW13	4.15	0.15	4	0.62	2.49
CW14	0.15	3.35	2	0.50	1.01
D1	0.30	1.50	4	0.45	1.80
D2	0.75	1.35	4	1.01	4.05
D3	0.45	2.45	4	1.10	4.41
D4	3.20	0.65	4	2.08	8.32
D5	0.90	1.35	4	1.22	4.86
D6	0.60	1.55	4	0.93	3.72
D7			2	20.00	40.00
D8	1.09	1.33	2	1.45	2.90
D9	0.88	1.33	2	1.17	2.34
D10			2	2.25	4.49
D11			2	2.14	4.27
D12	2.00	0.57	2	1.14	2.28
D13	2.00	1.42	2	2.84	5.68
D14	2.00	0.80	2	1.60	3.20
TOTAL DEDUCTIONS					270.97
NET BUILT-UP AREA					1,311.50

ISSUED FOR :
DEVELOPMENT PERMISSION

SHEET NO.
11 / 25

Drawing Title:
16TH,20TH,24TH REFUGE FLOOR PLAN

Project Title:
BUILDING ID 46 B & C , BLOCK 46 ,
GIFT CITY, GANDHINAGAR, GUJARAT.

Drawing Number: 011 /DP/1011
Revision: R0
North

Scale- 1:200
0 1 2.5 4M
Date: 28/04/2023

NOTE:
1. Do not scale the drawing.
2. Only written dimensions and UTM coordinate reference provided to be followed.
3. All dimensions are in mm (unless
4. All areas in Sq.mt

KEY PLAN:

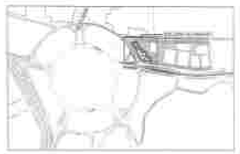

LEGEND:

DEVELOPER:

KAAVYARATNA INFRA LLP
ADDRESS: D-402, SHREE RANG AROMA, GIFT CITY ROAD, RANDESAN, GANDHINAGAR-382007
TEL.NO - 9558818904
EMAIL : admin@kaavyaratna.com

ARCHITECT :
Reza Kabul ARCHITECT
PLOT 78 A , 2ND FLOOR,
TURNER ROAD, ABOVE CROSSWORD BOOK STORE
BANDRA (W),MUMBAI 400 050.
PHONE : 022 26439415, 26430146
FAX : 022 26459696.
EMAIL : kabulrsa@gmail.com
COA No: CA/88/1127
ARCHI-002R1

GIFT Urban Development Authority:

GIFTCL, GIFT CITY GANDHINAGAR	
Date : 11/4/2022	Signature
Checked By	
Reviewed By	
Recommended By	

GIFT URBAN DEVELOPMENT AUTHORITY, APPROVED DRAWINGS	
Permission No.:	22109
Date : 23/05/2022	Signature
Approved By TPO, GIFT UDA	

DEVELOPER'S COPY

22ND FLOOR PLAN (FIRE CHECK FLOOR LEVEL)
(FFL +141.275M)

SCALE :- 1:200

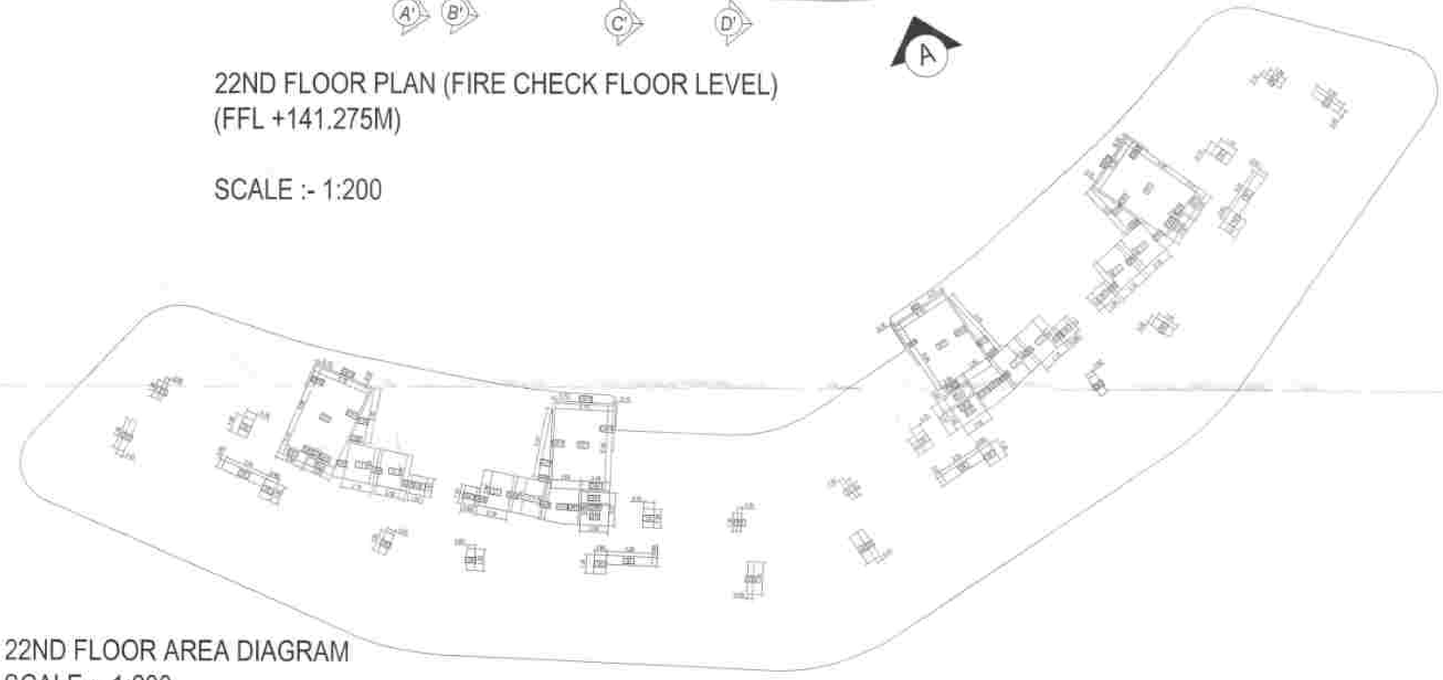

22ND FLOOR AREA DIAGRAM
SCALE :- 1:200

OPENING SCHEDULE					
TYPE	SIZE: WIDTH	SIZE: HEIGHT (mm unless otherwise specified)	SILL (FROM UFFL)	LINTEL (FROM UFFL)	SPECIFICATIONS
DOORS AND FIRE DOOR SCHEDULE					
FD	1.05	2.40	-	2.40	WOODEN DOOR
D	1.00	2.40	-	2.40	WOODEN DOOR
D1	0.90	2.40	-	2.40	WOODEN DOOR
D2	0.80	2.40	-	2.40	WOODEN DOOR
FRD	1.20	2.40	-	2.40	FIRE RESISTANT DOOR
D3	1.00	2.40	-	2.40	GLASS DOOR
D4	2.00	2.40	-	2.40	GLASS DOOR
WINDOWS - VENTILATION AND SERVICES SCHEDULE					
W	2.07	2.20	0.13	2.40	ALUMINIUM SLIDING WINDOW
W1	2.11	2.20	0.13	2.40	ALUMINIUM SLIDING WINDOW (WITH 2 TRACK)
W2	1.95	2.20	0.13	2.40	ALUMINIUM SLIDING WINDOW (WITH 2 TRACK)
W3	1.80	2.20	0.13	2.40	ALUMINIUM SLIDING WINDOW (WITH 2 TRACK)
W4	1.65	2.20	0.13	2.40	ALUMINIUM SLIDING WINDOW (WITH 2 TRACK)
W5	1.70	2.20	0.13	2.40	ALUMINIUM SLIDING WINDOW (WITH 2 TRACK)
W6	1.55	2.20	0.13	2.40	ALUMINIUM SLIDING WINDOW (WITH 2 TRACK)
W7	1.55	2.20	0.13	2.40	ALUMINIUM SLIDING WINDOW (WITH 2 TRACK)
W8	1.50	2.20	0.13	2.40	ALUMINIUM SLIDING WINDOW (WITH 2 TRACK)
W9	1.40	2.20	0.13	2.40	ALUMINIUM SLIDING WINDOW (WITH 2 TRACK)
W10	1.20	2.20	0.13	2.40	ALUMINIUM SLIDING WINDOW (WITH 2 TRACK)
W11	1.50	1.42	1.00	2.40	ALUMINIUM SLIDING WINDOW (WITH 2 TRACK)
V	0.60	1.25	1.15	2.40	ALUMINIUM WITH GLASS LOUVERS (OPERABLE)
V1	0.40	1.25	1.15	2.40	ALUMINIUM (OPENABLE) WINDOW
W1	1.20	2.10	0.30	2.40	ALUMINIUM LOUVERED DOOR
W2	1.05	2.10	0.30	2.40	ALUMINIUM LOUVERED DOOR
W3	0.90	2.10	0.30	2.40	ALUMINIUM LOUVERED DOOR
W4	0.60	2.10	0.30	2.40	ALUMINIUM LOUVERED DOOR
W5	2.00	2.10	0.30	2.40	ALUMINIUM SLIDING WINDOW (WITH 2 TRACK)

STAIRCASE DETAILS							
ST-01		ST-02		ST-03		ST-04	
WIDTH	2.00M	WIDTH	2.00M	WIDTH	2.00M	WIDTH	2.00M
TREAD	0.25M	TREAD	0.25M	TREAD	0.25M	TREAD	0.25M
RISER	0.175M	RISER	0.175M	RISER	0.175M	RISER	0.175M

LEGENDS	
S	SERVICE SHAFT/DUCT/SLAB CUTOUTS
ST	STAIRCASE
L	LIFTS
CW	COMMON WALL DETRIMEN DEDUCTABLE AREA

Tiles Zone

FLOOR WISE AREA CALCULATIONS
22ND FLOOR

TYPE	LENGTH	WIDTH	NO'S	AREA SUB-TOTAL	AREA TOTAL
A			1	1,914.92	1,914.92
TOTAL ADDITIONS					1,914.92
DEDUCTIONS					
L1	2.18	2.60	8	5.67	45.34
ST1	4.15	6.08	4	25.23	100.93
ST2	2.00	0.72	2	1.44	2.88
ST3			2	5.53	11.06
CW1	0.72	0.15	2	0.11	0.22
CW2	2.00	0.15	6	0.30	1.80
CW3			2	1.39	2.78
CW4	0.23	2.60	4	0.60	2.39
CW5	0.23	1.33	4	0.31	1.22
CW6	0.23	2.68	2	0.62	1.23
CW7			2	0.63	1.27
CW8			2	0.27	0.55
CW9	0.98	0.23	2	0.23	0.45
CW10			2	0.87	1.74
CW11	0.15	2.52	2	0.38	0.76
CW12	0.15	1.80	2	0.27	0.54
CW13	4.15	0.15	4	0.62	2.49
CW14	0.15	3.35	2	0.50	1.01
D1	0.30	1.35	4	0.41	1.62
D2	0.75	1.35	4	1.01	4.06
D3	0.45	2.30	4	1.04	4.14
D4	3.20	0.65	4	2.08	8.32
D5	0.90	1.35	4	1.22	4.86
D6	0.60	1.55	4	0.93	3.72
D7			0	-	-
D8	1.09	1.33	2	1.45	2.90
D9	0.88	1.33	2	1.17	2.34
D10			2	2.25	4.49
D11			2	2.14	4.27
D12	2.00	0.57	2	1.14	2.28
D13	2.00	1.42	2	2.84	5.68
D14	2.00	0.80	2	1.60	3.20
Open space			1		1694.4
TOTAL DEDUCTIONS					1,914.92
NET BUILT-UP AREA					(0.00)

ISSUED FOR : DEVELOPMENT PERMISSION

SHEET NO. 12 / 25

Drawing Title:
22ND FLOOR PLAN
(FIRE CHECK FLOOR LEVEL)

Project Title:
BUILDING ID 46 B & C , BLOCK 46 ,
GIFT CITY, GANDHINAGAR, GUJARAT.

Drawing Number: 012 /DP/1012

Revision: R0

North

Scale- 1:200

Date: 28/04/2022

NOTE:
1. Do not scale the drawing.
2. Only written dimensions and UTM coordinate reference provided to be followed.
3. All dimensions are in mm (unless otherwise specified).
4. All areas in Sq.m.

KEY PLAN:

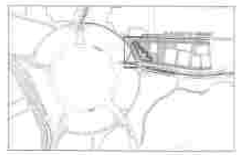

LEGEND:

DEVELOPER:

KAAVYARATNA INFRA LLP
ADDRESS: D-402, SHREE RANG AROMA, GIFT CITY ROAD, RANDESAN, GANDHINAGAR-382007
TEL.NO - 9558818904
EMAIL : admin@kaavyaratna.com

ARCHITECT :

ARCHITECT Rosa Kubal
PLOT 78 A , 2ND FLOOR,
TURNER ROAD, ABOVE CROSSWORD BOOK STORE
BANDRA (W),MUMBAI 400 050,
PHONE : 022 26439415, 26430146
FAX : 022 26459896,
EMAIL : kitbirkza@gmail.com
COA No: CA/88/1137
ARCH-00591

GIFT Urban Development Authority:

GIFTCL_GIFT CITY GANDHINAGAR
Date: 26/04/2022 | Signature
Checked By
Reviewed By
Recommended By

GIFT URBAN DEVELOPMENT AUTHORITY
APPROVED DRAWINGS
Approval Date: 26/04
Signature
Approved By
GIFT UDA

DEVELOPER'S COPY

17TH-19TH,21ST-23RD,25TH-27TH FLOOR PLAN
SCALE :- 1:200

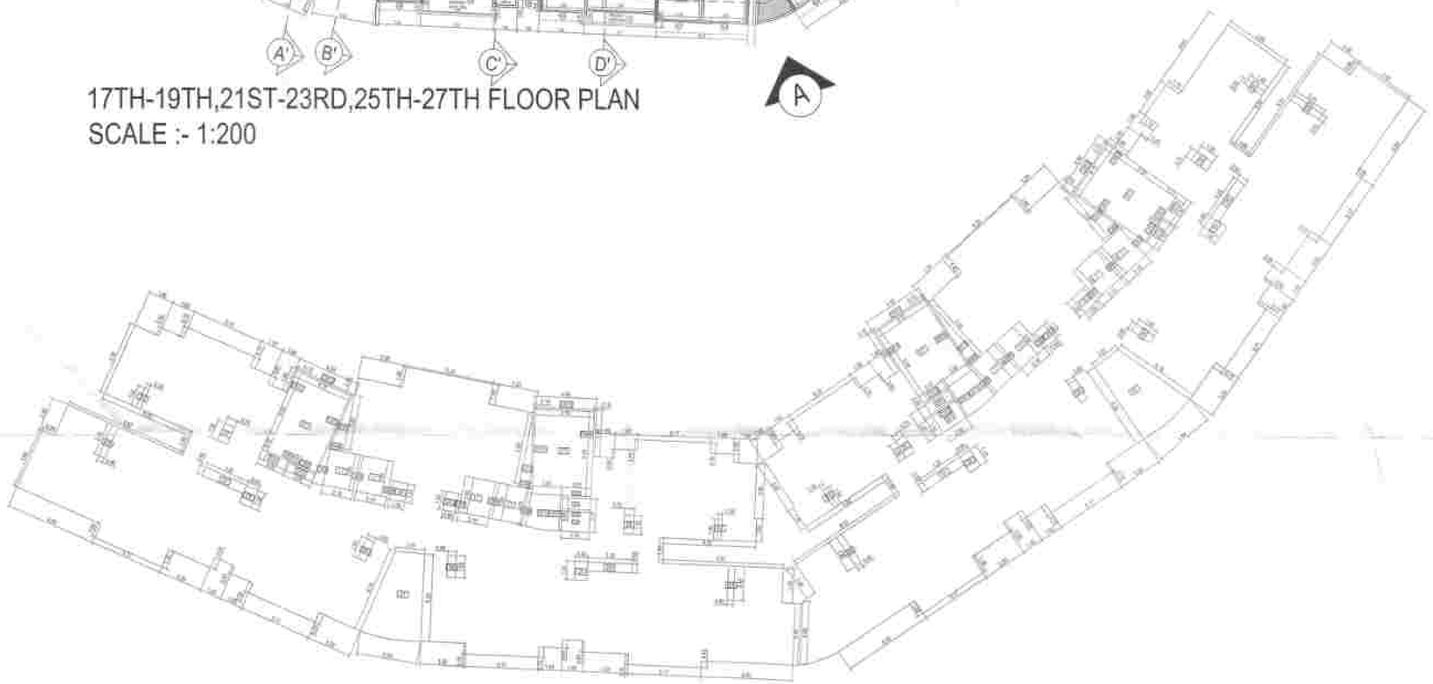

17TH-19TH,21ST-23RD,25TH-27TH FLOOR AREA DIAGRAM
SCALE :- 1:200

OPENING SCHEDULE					
TYPE	SIZE WIDTH	SIZE HEIGHT (MM)	SILL (FROM LEVEL)	LINTEL (FROM LEVEL)	SPECIFICATIONS
DOORS AND FIRE DOOR SCHEDULE					
D0	1.00	2.40	-	2.40	WOODEN DOOR
D	1.50	2.40	-	2.40	WOODEN DOOR
D1	0.90	2.40	-	2.40	WOODEN DOOR
D2	0.80	2.40	-	2.40	WOODEN DOOR
FRD	1.20	2.40	-	2.40	FIRE RESISTANT DOOR
GD	1.50	2.40	-	2.40	GLASS DOOR
GD	0.90	2.40	-	2.40	GLASS DOOR
WINDOWS - VENTILATION AND SERVICES SCHEDULE					
W	3.67	2.30	0.15	2.45	ALUMINIUM SLIDING WINDOW
W1	2.11	2.30	0.15	2.45	ALUMINIUM SLIDING WINDOW PARTLY FIXED
W2	1.95	2.30	0.15	2.45	ALUMINIUM SLIDING WINDOW PARTLY FIXED
W3	1.90	2.30	0.15	2.45	ALUMINIUM SLIDING WINDOW PARTLY FIXED
W4	1.80	2.30	0.15	2.45	ALUMINIUM SLIDING WINDOW PARTLY FIXED
W5	1.70	2.30	0.15	2.45	ALUMINIUM SLIDING WINDOW PARTLY FIXED
W6	1.20	2.30	0.15	2.45	ALUMINIUM SLIDING WINDOW PARTLY FIXED
W7	1.10	2.30	0.15	2.45	ALUMINIUM SLIDING WINDOW PARTLY FIXED
W8	1.50	2.30	0.15	2.45	ALUMINIUM SLIDING WINDOW PARTLY FIXED
W9	1.40	2.30	0.15	2.45	ALUMINIUM SLIDING WINDOW PARTLY FIXED
W10	1.30	2.30	0.15	2.45	ALUMINIUM SLIDING WINDOW PARTLY FIXED
W11	1.50	1.45	1.30	2.45	ALUMINIUM SLIDING WINDOW PARTLY FIXED
F	3.60	1.20	1.20	2.45	ALUMINIUM WITH GLASS LOUVERS(NON OPENABLE)
V1	5.45	1.20	1.20	2.45	ALUMINIUM OPENABLE WINDOW
V1	1.20	2.15	0.30	2.45	ALUMINIUM LOUVERED DOOR
V2	1.00	2.15	0.30	2.45	ALUMINIUM LOUVERED DOOR
V3	0.80	2.15	0.30	2.45	ALUMINIUM LOUVERED DOOR
V4	0.60	2.15	0.30	2.45	ALUMINIUM LOUVERED DOOR
V5	2.00	2.15	0.30	2.45	ALUMINIUM SLIDING WINDOW PARTLY FIXED

STAIRCASE DETAILS							
ST-01		ST-02		ST-03		ST-04	
WIDTH	2.00M	WIDTH	1.50M	WIDTH	2.00M	WIDTH	1.20M
TREAD	0.25M	TREAD	0.25M	TREAD	0.25M	TREAD	0.25M
RISER	0.175M	RISER	0.175M	RISER	0.175M	RISER	0.175M

LEGENDS	
D	SERVICE SHAFTS/DUCTS/GLASS CUTOUTS
ST	STAIRCASE
L	LIFTS
CW	COMMON WALL BETWEEN DEDUCTABLE AREA
	Floor SLAB

FLOOR	LEVEL
17TH FLOOR	FFL +93.525M
18TH FLOOR	FFL +101.625M
21ST FLOOR	FFL +109.125M
22ND FLOOR	FFL +116.275M
23RD FLOOR	FFL +121.775M
27TH FLOOR	FFL +152.475M

FLOOR WISE AREA CALCULATIONS
17TH-19TH,21ST,23RD,25TH-27TH FLOORS

TYPE	LENGTH	WIDTH	NO'S	AREA SUB-TOTAL	AREA TOTAL
A			1	1,582.49	1,582.49
TOTAL ADDITIONS					1,582.49
DEDUCTIONS					
L1	2.18	2.60	8	5.67	45.34
ST1	4.15	6.08	4	25.23	100.93
ST2	2.00	0.72	2	1.44	2.88
ST3			2	5.53	11.06
CW1	0.72	0.15	2	0.11	0.22
CW2	2.00	0.15	6	0.30	1.80
CW3			2	1.39	2.78
CW4	0.23	2.60	4	0.60	2.39
CW5	0.23	1.33	4	0.31	1.22
CW6	0.23	2.68	2	0.62	1.23
CW7			2	0.63	1.27
CW8			2	0.27	0.55
CW9	0.98	0.23	2	0.23	0.45
CW10			2	0.87	1.74
CW11	0.15	2.52	2	0.38	0.76
CW12	0.15	1.80	2	0.27	0.54
CW13	4.15	0.15	4	0.62	2.49
CW14	0.15	3.35	2	0.50	1.01
D1	0.30	1.50	4	0.45	1.80
D2	0.75	1.35	4	1.01	4.05
D3	0.45	2.45	4	1.10	4.41
D4	3.20	0.65	4	2.08	8.32
D5	0.90	1.35	4	1.22	4.86
D6	0.60	1.55	4	0.93	3.72
D7			2	20.00	40.00
D8	1.09	1.33	2	1.45	2.90
D9	0.88	1.33	2	1.17	2.34
D10			2	2.25	4.49
D11			2	2.14	4.27
D12	2.00	0.57	2	1.14	2.28
D13	2.00	1.42	2	2.84	5.68
D14	2.00	0.80	2	1.60	3.20
TOTAL DEDUCTIONS					270.97
NET BUILT-UP AREA					1,311.52

ISSUED FOR : DEVELOPMENT PERMISSION

SHEET NO. 13 / 35

Drawing Title:
17TH-19TH,21ST-23RF,25TH-27TH
FLOOR PLAN

Project Title:
BUILDING ID 46 B & C , BLOCK 46 ,
GIFT CITY, GANDHINAGAR, GUJARAT.

Drawing Number: 013 /DP/1013

Revision: R0

North:

Scale- 1:200

Date: 26/04/2022

NOTE:
1. Do not scale the drawing.
2. Only written dimensions and UTM coordinate reference provided to be followed.
3. All dimensions are in mm (unless).
4. All areas in Sq.mm

KEY PLAN:

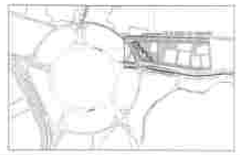

LEGEND:

DEVELOPER:

KAAVYARATNA INFRA LLP
ADDRESS: D-402, SHREE RANG AROMA, GIFT CITY ROAD, RANDESAN, GANDHINAGAR-382007
TEL.NO - 9558818904
EMAIL : admin@kaavyaratna.com

ARCHITECT:

Reza Kabul
PLOT 7B A , 2ND FLOOR,
TURNER ROAD, ABOVE CROSSWORD BOOK STORE
BANDRA (W),MUMBAI 400 050,
PHONE : 022 26439415, 26430140
FAX : 022 26455896,
EMAIL : kabulreza@gmail.com
COA No: CA/87/127
ARCH-62091

GIFT Urban Development Authority:

GIFTCL, GIFT CITY GANDHINAGAR	
Date 11/04/2022	Signature
Checked By	
Approved By	
Recommended By	

URBAN DEVELOPMENT AUTHORITY APPROVED DRAWING	
Date	26/04
05/05/2022	Signature
GIFT A	

DEVELOPER'S COPY

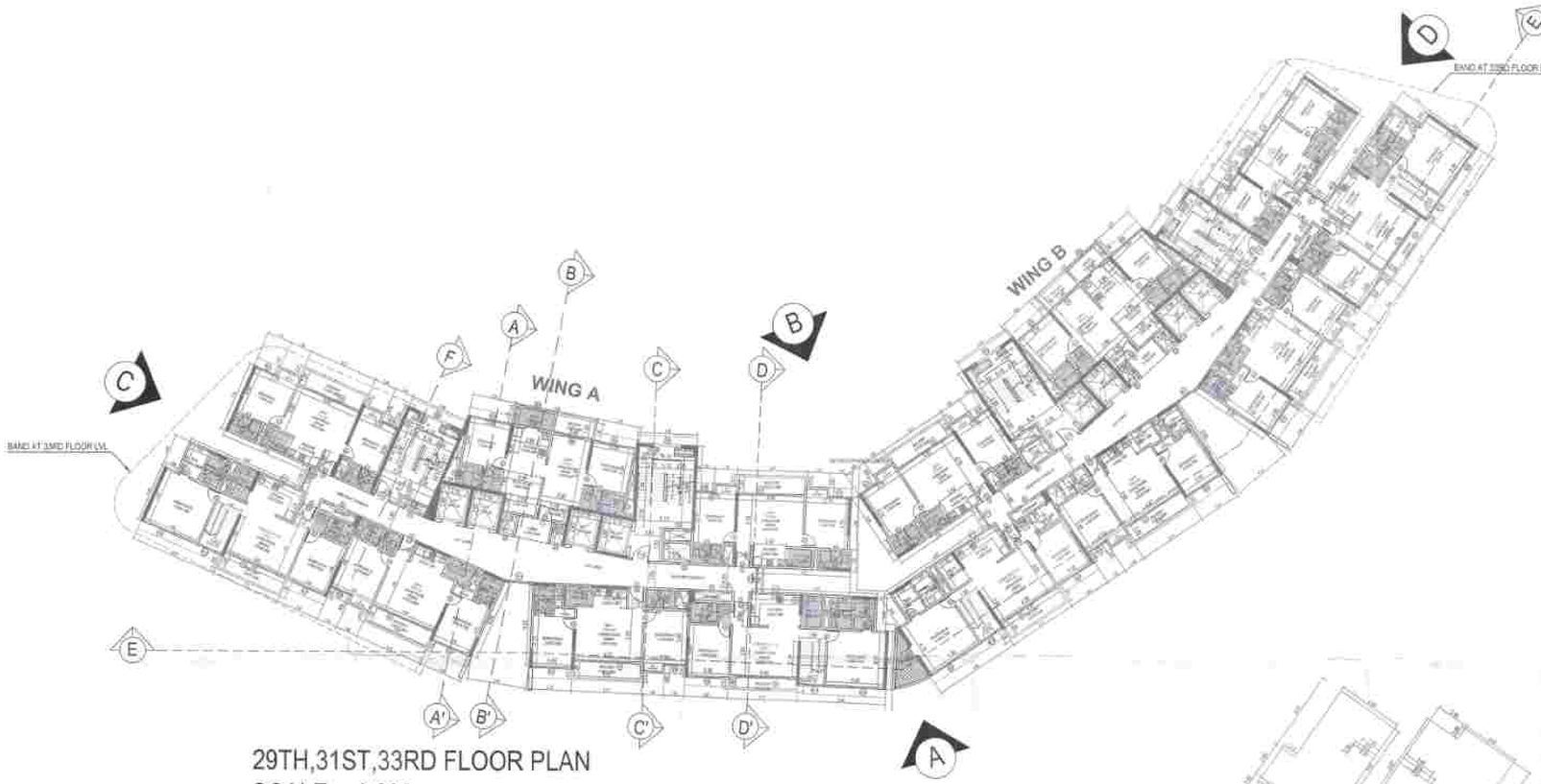

29TH,31ST,33RD FLOOR PLAN
SCALE :- 1:200

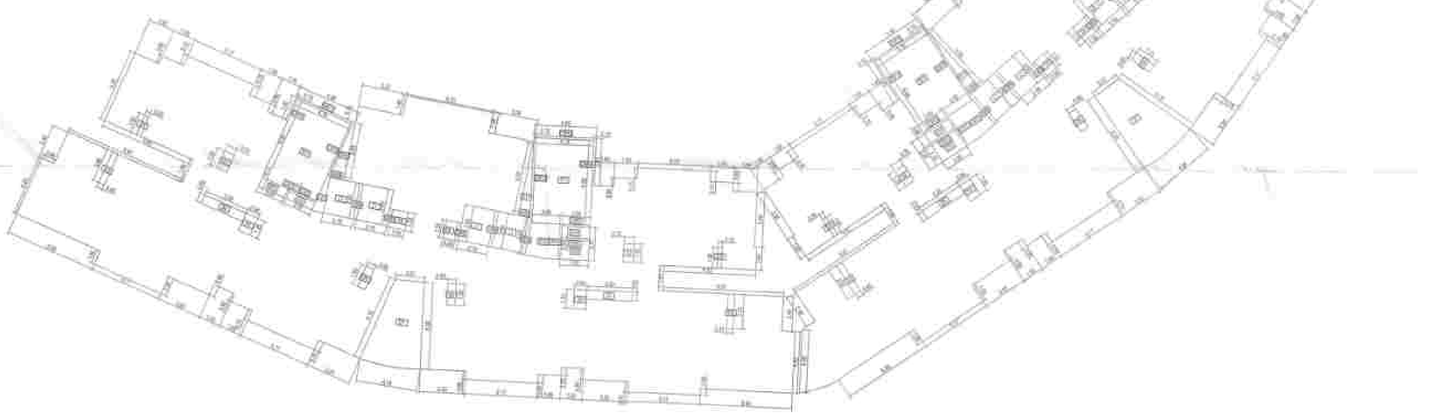

29TH,31ST,33RD FLOOR AREA DIAGRAM
SCALE :- 1:200

OPENING SCHEDULE					
TYPE	SIZE WIDTH	SIZE HEIGHT (MM)	SILL (FROM LVL)	LINTEL (FROM LVL)	DESCRIPTIONS
DOORS AND FIRE DOOR SCHEDULE					
D1	1.80	3.45	-	3.45	WOODEN DOOR
D	1.50	3.45	-	3.45	WOODEN DOOR
D1	0.90	3.45	-	3.45	WOODEN DOOR
D2	0.90	3.45	-	3.45	WOODEN DOOR
FRD	1.05	3.45	-	3.45	FIRE RESISTANT DOOR
D3	1.50	3.45	-	3.45	GLASS DOOR
D3	0.90	3.45	-	3.45	GLASS DOOR
WINDOWS - VENTILATION AND SERVICES SCHEDULE					
W	3.07	3.00	0.15	3.15	ALUMINIUM SLIDING WINDOW
W1	2.15	3.00	0.15	3.15	ALUMINIUM SLIDING WINDOW
W2	1.80	3.00	0.15	3.15	ALUMINIUM SLIDING WINDOW
W3	1.50	3.00	0.15	3.15	ALUMINIUM SLIDING WINDOW
W4	1.45	3.00	0.15	3.15	ALUMINIUM SLIDING WINDOW
W5	1.15	3.00	0.15	3.15	ALUMINIUM SLIDING WINDOW
W6	1.15	3.00	0.15	3.15	ALUMINIUM SLIDING WINDOW
W7	1.15	3.00	0.15	3.15	ALUMINIUM SLIDING WINDOW
W8	1.15	3.00	0.15	3.15	ALUMINIUM SLIDING WINDOW
W9	1.15	3.00	0.15	3.15	ALUMINIUM SLIDING WINDOW
W10	1.15	3.00	0.15	3.15	ALUMINIUM SLIDING WINDOW
W11	1.15	3.00	0.15	3.15	ALUMINIUM SLIDING WINDOW
W12	1.15	3.00	0.15	3.15	ALUMINIUM SLIDING WINDOW
W13	1.15	1.45	1.55	3.00	ALUMINIUM SLIDING WINDOW
T	1.00	1.20	1.20	2.40	ALUMINIUM WITH GLASS COVERAGE(FIXED)
V1	1.00	1.20	1.20	2.40	ALUMINIUM OPENABLE WINDOW
V1	1.00	2.14	0.26	2.40	ALUMINIUM COVERED DOOR
S1	1.00	2.14	0.26	2.40	ALUMINIUM COVERED DOOR
S1	1.00	2.14	0.26	2.40	ALUMINIUM COVERED DOOR
S2	0.80	2.14	0.26	2.40	ALUMINIUM COVERED DOOR
S3	1.00	2.14	0.26	2.40	ALUMINIUM COVERED DOOR

STAIRCASE DETAILS								
ST-01		ST-02		ST-03		ST-04		
WIDTH	1.20M	WIDTH	1.20M	WIDTH	1.20M	WIDTH	1.20M	
TREAD	0.25M	TREAD	0.28M	TREAD	0.25M	TREAD	0.28M	
RISER	0.17M	RISER	0.17M	RISER	0.17M	RISER	0.17M	

LEGENDS	
S	SERVICE SHAFT(SEPARATELY AS PER DESIGN)
ST	STAIRCASE
L	LIFTS
CM	COMMON AREA, BETWEEN RENTABLE AREA

FLOOR	LEVEL
29TH FLOOR	FFL +104.25M
31ST FLOOR	FFL +110.25M
33RD FLOOR	FFL +117.15M

FLOOR WISE AREA CALCULATIONS
29TH,31ST,33RD FLOORS

TYPE	LENGTH	WIDTH	NO'S	AREA SUB-TOTAL	AREA TOTAL
A			1	1,543.77	1,543.77
TOTAL ADDITIONS					1,543.77
DEDUCTIONS					
D1	2.18	2.80	8	5.47	45.34
ST1	4.15	6.06	4	25.23	100.92
ST2	2.00	0.75	2	1.44	2.88
ST3			2	5.53	11.06
CW1	0.72	0.15	1	0.11	0.22
CW2	1.00	0.15	6	0.90	1.80
CW3			2	1.39	2.78
CW4	0.23	2.80	4	0.60	2.39
CW5	0.23	1.23	4	0.31	1.22
CW6	0.23	2.68	2	0.62	1.23
CW7			2	0.63	1.27
CW8			1	0.27	0.55
CW9	0.98	0.23	2	0.23	0.46
CW10			2	0.87	1.74
CW11	0.19	2.52	1	0.48	0.96
CW12	0.21	1.80	1	0.27	0.54
CW13	4.23	0.13	4	0.62	2.48
CW14	0.19	1.35	2	0.50	1.01
D1	0.90	1.90	4	0.49	1.90
D2	0.75	1.35	4	1.01	4.05
D3	0.45	2.45	4	1.10	4.41
D4	1.20	0.65	4	2.08	8.32
D5	0.95	1.35	4	1.23	4.94
D6	0.00	1.50	4	0.30	1.22
D7			2	20.50	40.50
D8	1.09	1.35	2	1.47	2.94
D9	0.88	1.33	2	1.17	2.34
D10			2	2.25	4.49
D11			2	3.14	6.27
D12	2.00	0.57	2	1.14	2.28
D13	2.00	1.43	2	2.84	5.68
D14	2.00	0.80	2	1.60	3.20
TOTAL DEDUCTIONS					170.07
NET BUILT-UP AREA					1,373.70

ISSUED FOR : DEVELOPMENT PERMISSION

SHEET NO. 14 / 25

Drawing Title:
29TH,31ST,33RD FLOOR PLAN

Project Title:
BUILDING ID 46 B & C , BLOCK 46 ,
GIFT CITY, GANDHINAGAR, GUJARAT.

Drawing Number: 014 /DP/1014

Revision: R0

North

Scale- 1:200

Date: 28 / 04 /2022

NOTE:
1. Do not scale the drawing.
2. Only written dimensions and UTM coordinate reference provided to be followed.
3. All dimensions are in mm nos/ m
4. All areas in Sq.mt

KEY PLAN:

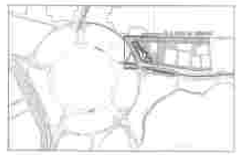

LEGEND:

DEVELOPER:

KAAVYARATNA INFRA LLP
ADDRESS: D-402, SHREE RANG AROMA, GIFT CITY ROAD, RANDESAN, GANDHINAGAR-382007
TEL.NO - 9558818904
EMAIL : admin@kaavyaratna.com

ARCHITECT :

Rooz Kabul Architect
PLOT 78 A , 2ND FLOOR,
TURNER ROAD, ABOVE CROSSWORD BOOK STORE
BANDRA (W),MUMBAI 400 050,
PHONE : 022 26439415, 26430146
FAX : 022 26450896,
EMAIL : kabulmail@gmail.com
COA No: CA/88/1137
ARCHI-022R1

GIFT Urban Development Authority:

GIFTCL, GIFT CITY GANDHINAGAR
Date : 16/04/2022 | Signature
Checked By
Reviewed By
Recommended By

DEVELOPER'S COPY

GIFT URBAN DEVELOPMENT AUTHORITY, APPROVED DRAWINGS
Permission No.: 2604
Date : 03/05/2022 | Signature
Approved By TPO, GIFT UDA

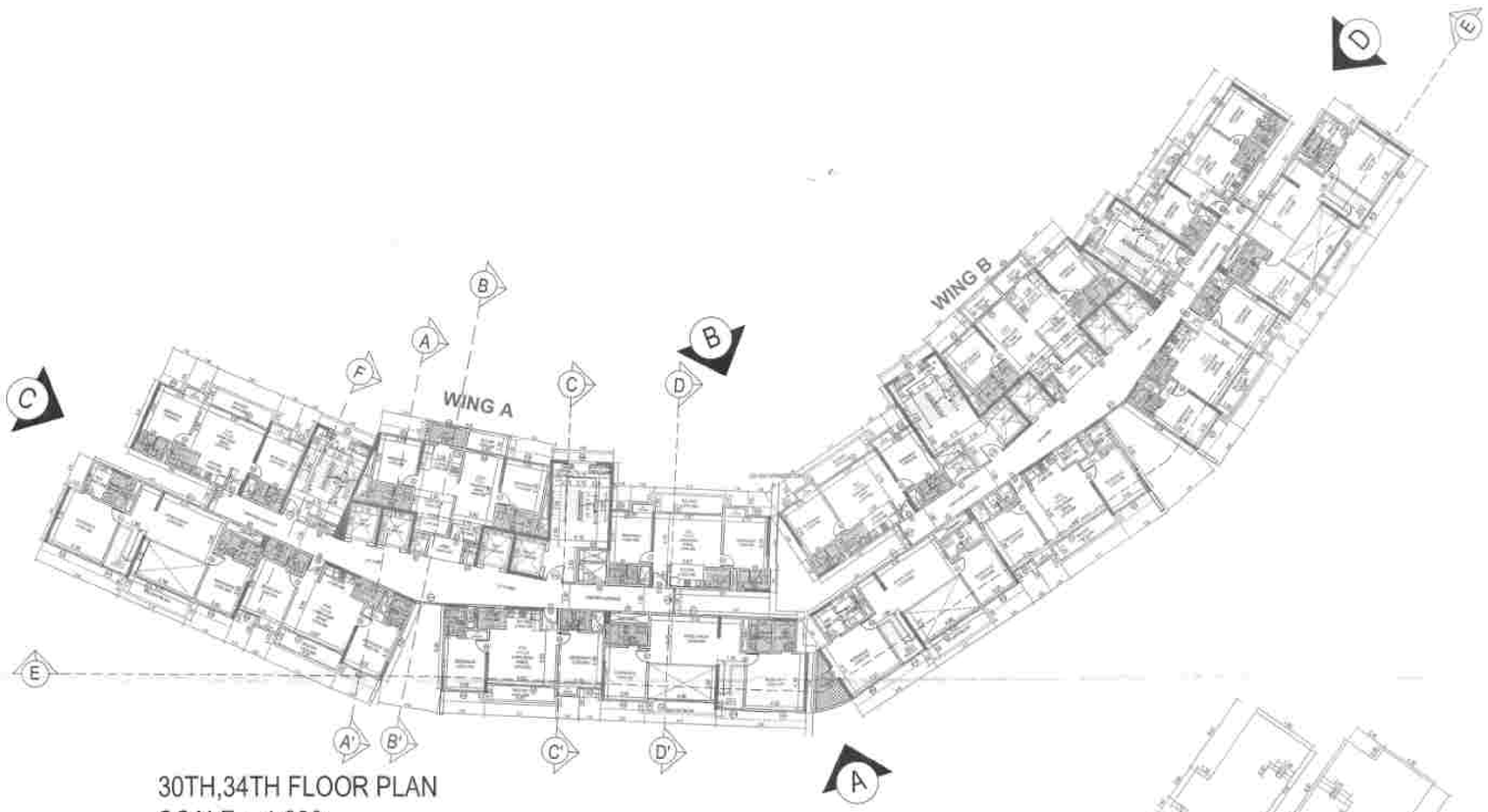

30TH,34TH FLOOR PLAN
SCALE :- 1:200

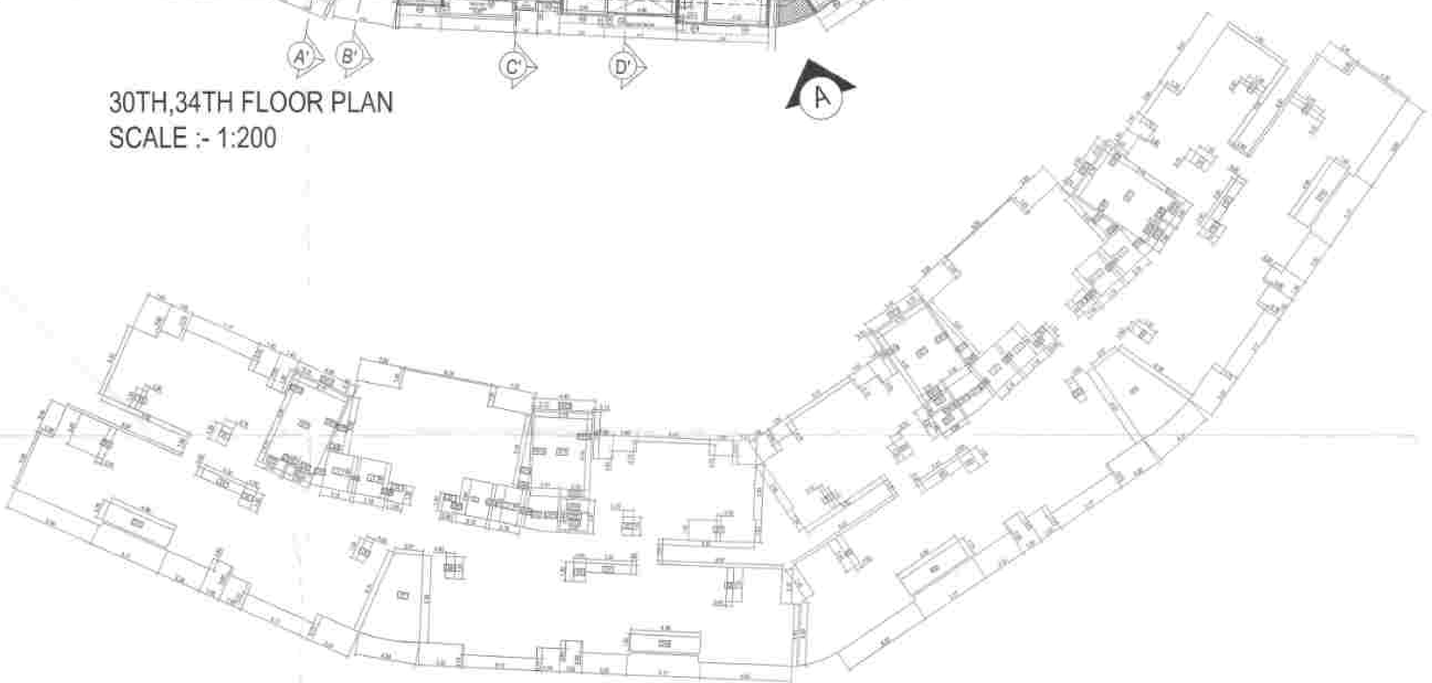

30TH,34TH FLOOR AREA DIAGRAM
SCALE :- 1:200

OPENING SCHEDULE					
TYPE	SIZE WIDTH	SIZE HEIGHT (FINISH LEVEL)	SILL (FROM SFFL)	LINTEL (FROM SFFL)	SPECIFICATIONS
DOORS AND FIRE DOOR SCHEDULE					
DD	1.05	2.40	-	2.40	WOODEN DOOR
D	1.10	2.40	-	2.40	WOODEN DOOR
D1	0.90	2.40	-	2.40	WOODEN DOOR
D2	0.80	2.40	-	2.40	WOODEN DOOR
FRD	1.20	2.40	-	2.40	FIRE RESISTANT DOOR
GD	1.00	2.40	-	2.40	GLASS DOOR
GD	2.40	2.40	-	2.40	GLASS DOOR
WINDOWS - VENTILATION AND SERVICES SCHEDULE					
W	3.47	2.20	0.13	2.40	ALUMINIUM GLIDING WINDOW
W1	3.15	2.20	0.13	2.40	ALUMINIUM GLIDING WINDOW (WHITE / TINTED)
W2	1.80	2.20	0.13	2.40	ALUMINIUM GLIDING WINDOW (WHITE / TINTED)
W3	1.80	2.20	0.13	2.40	ALUMINIUM GLIDING WINDOW (WHITE / TINTED)
W4	1.80	2.20	0.13	2.40	ALUMINIUM GLIDING WINDOW (WHITE / TINTED)
W5	1.70	2.20	0.13	2.40	ALUMINIUM GLIDING WINDOW (WHITE / TINTED)
W6	1.50	2.20	0.13	2.40	ALUMINIUM GLIDING WINDOW (WHITE / TINTED)
W7	1.20	2.20	0.13	2.40	ALUMINIUM GLIDING WINDOW (WHITE / TINTED)
W8	1.00	2.20	0.13	2.40	ALUMINIUM GLIDING WINDOW (WHITE / TINTED)
W9	1.40	2.20	0.13	2.40	ALUMINIUM GLIDING WINDOW (WHITE / TINTED)
W10	1.20	2.20	0.13	2.40	ALUMINIUM GLIDING WINDOW (WHITE / TINTED)
W11	1.50	1.45	1.95	2.40	ALUMINIUM GLIDING WINDOW (WHITE / TINTED)
V	0.60	1.20	1.25	2.40	ALUMINIUM WITH GLASS LOUVRES(OPENABLE)
V1	0.40	1.20	1.25	2.40	ALUMINIUM OPENABLE WINDOW
D1	1.20	2.10	0.30	2.40	ALUMINIUM LOUVERED DOOR
D2	1.05	2.10	0.30	2.40	ALUMINIUM LOUVERED DOOR
D3	0.80	2.10	0.30	2.40	ALUMINIUM LOUVERED DOOR
D4	0.60	2.10	0.30	2.40	ALUMINIUM LOUVERED DOOR
DW	2.00	2.10	0.30	2.40	ALUMINIUM GLIDING WINDOW (WHITE / TINTED)

STAIRCASE DETAILS							
ST-01		ST-02		ST-03		ST-04	
WIDTH	2.00M	WIDTH	2.00M	WIDTH	2.00M	WIDTH	2.00M
TREAD	0.25M	TREAD	0.25M	TREAD	0.25M	TREAD	0.25M
RISER	0.175M	RISER	0.175M	RISER	0.175M	RISER	0.175M

LEGENDS	
S	SERVICE SHAFT/DUCT/SLAB CUTOUTS
ST	STAIRCASE
L	LIFTS
CW	COMMON WALL BETWEEN DEDUCTABLE AREA

Those SUNK

FLOOR	LEVEL
30TH FLOOR	FFL +144.500M
34TH FLOOR	FFL +170.500M

FLOOR WISE AREA CALCULATIONS
30TH,34TH FLOORS

TYPE	LENGTH	WIDTH	NO'S	AREA SUB-TOTAL	TOTAL
A			1	1559.5	1,559.50
TOTAL ADDITIONS					1,559.50
DEDUCTIONS					
L1	2.18	2.60	8	5.67	45.34
ST1	4.15	6.08	4	25.23	100.93
ST2	2.00	0.72	2	1.44	2.88
ST3			2	5.53	11.06
CW1	0.72	0.15	2	0.11	0.22
CW2	2.00	0.15	6	0.30	1.80
CW3			2	1.35	2.70
CW4	0.23	2.60	4	0.60	2.39
CW5	0.23	1.35	4	0.31	1.22
CW6	0.23	2.68	2	0.62	1.23
CW7			2	0.63	1.27
CW8			2	0.28	0.56
CW9	0.98	0.23	2	0.23	0.45
CW10			2	0.87	1.74
CW11	0.15	2.53	2	0.38	0.76
CW12	0.15	1.80	2	0.27	0.54
CW13	4.15	0.15	4	0.62	2.49
CW14	0.15	1.35	2	0.20	1.01
D1	0.30	1.50	4	0.45	1.80
D2	0.75	1.35	4	1.01	4.05
D3	0.45	2.45	4	1.10	4.41
D4	3.20	0.65	4	2.08	8.32
D5	0.90	1.35	4	1.22	4.86
D6	0.60	1.35	4	0.81	3.24
D7			2	20.00	40.00
D8	1.09	1.33	2	1.45	2.90
D9	0.88	1.33	2	1.17	2.34
D10			2	2.25	4.50
D11			2	2.14	4.27
D12	2.00	0.57	2	1.14	2.28
D13	2.00	1.42	2	2.84	5.68
D14	2.00	0.80	2	1.60	3.20
D15	4.96	1.35	2	6.70	13.39
D16	4.96	1.20	2	5.95	11.90
TOTAL DEDUCTIONS					296.51
NET BUILT-UP AREA					1,262.99

ISSUED FOR :
DEVELOPMENT PERMISSION

SHEET NO.
15 / 25

Drawing Title:
30TH,34TH FLOOR PLAN

Project Title:
BUILDING ID 46 B & C , BLOCK 46 ,
GIFT CITY, GANDHINAGAR, GUJARAT.

Drawing Number: 015 /DP/1015
Revision: R0
North

Scale:- 1:200
Date: 20 / 04 / 2022

NOTE:
1. Do not scale the drawing.
2. Only written dimensions and U/TM coordinate reference provided to be followed.
3. All dimensions are in mm nomr m
4. All areas in Sq.mt

KEY PLAN:

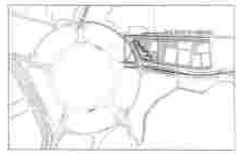

LEGEND:

DEVELOPER:

KAAVYARATNA INFRA LLP
ADDRESS: D-402, SHREE RANG AROMA, GIFT CITY ROAD, RANDESAN, GANDHINAGAR-382007
TEL.NO - 9558818904
EMAIL : admin@kaavyaratna.com

ARCHITECT :

ARCHITECT
Rosa Khalid
PLOT 78 A , 2ND FLOOR,
TURNER ROAD, ABOVE CROSSWORD BOOK STORE
BANDRA (W),MUMBAI 400 050,
PHONE : 022 26435415, 26430146
FAX : 022 26459896,
EMAIL : kabulmoza@gmail.com
COA No: CA/86/1137
ARCHI-003R1

GIFT Urban Development Authority:

GIFTCL, GIFT CITY GANDHINAGAR	
Date : 16/04/2022	Signature
Checked By	
Reviewed By	
Recommended By	

GIFT URBAN DEVELOPMENT AUTHORITY, APPROVED DRAWINGS	
Permission No..	21/09
Date :05/05/2021	Signature
Approved By TPO, GIFT UDA	

DEVELOPER'S COPY

32ND REFUGE FLOOR PLAN
(FFL +173.225M LEVEL)

SCALE :- 1:200

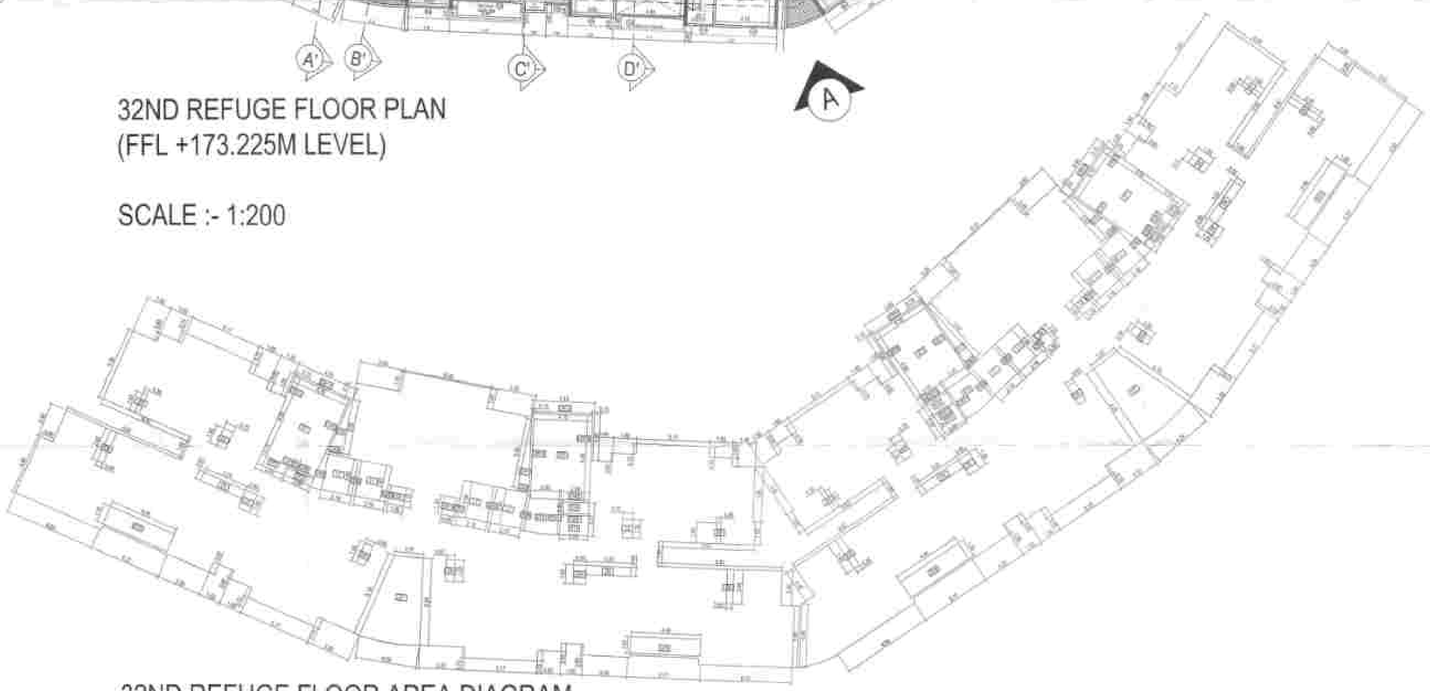

32ND REFUGE FLOOR AREA DIAGRAM
SCALE :- 1:200

OPENING SCHEDULE					
TYPE	SIZE WIDTH	SIZE HEIGHT (FROM SFFL)	SILL (FROM SFFL)	LINTEL (FROM SFFL)	SPECIFICATIONS
DOOR AND FIRE DOOR SCHEDULE					
CD	1.00	2.45	-	2.45	WOODEN DOOR
D	1.00	2.45	-	2.45	WOODEN DOOR
D1	0.90	2.45	-	2.45	WOODEN DOOR
D2	0.80	2.45	-	2.45	WOODEN DOOR
FRD	1.20	2.45	-	2.45	FIRE RESISTANT DOOR
GD	1.00	2.45	-	2.45	GLASS DOOR
GD	0.80	2.45	-	2.45	GLASS DOOR
WINDOWS - VENTILATION AND SERVICES SCHEDULE					
W	3.67	2.36	0.15	2.45	ALUMINIUM GLAZING WINDOW
W1	2.72	2.36	0.15	2.45	ALUMINIUM GLAZING WINDOW PARTLY FIXED
W2	1.82	2.36	0.15	2.45	ALUMINIUM GLAZING WINDOW PARTLY FIXED
W3	1.80	2.36	0.15	2.45	ALUMINIUM GLAZING WINDOW PARTLY FIXED
W4	1.65	2.36	0.15	2.45	ALUMINIUM GLAZING WINDOW PARTLY FIXED
W5	1.70	2.36	0.15	2.45	ALUMINIUM GLAZING WINDOW PARTLY FIXED
W6	1.65	2.36	0.15	2.45	ALUMINIUM GLAZING WINDOW PARTLY FIXED
W7	1.55	2.36	0.15	2.45	ALUMINIUM GLAZING WINDOW PARTLY FIXED
W8	1.35	2.36	0.15	2.45	ALUMINIUM GLAZING WINDOW PARTLY FIXED
W9	1.45	2.36	0.15	2.45	ALUMINIUM GLAZING WINDOW PARTLY FIXED
W10	1.35	2.36	0.15	2.45	ALUMINIUM GLAZING WINDOW PARTLY FIXED
W11	1.00	1.40	1.05	2.45	ALUMINIUM GLAZING WINDOW PARTLY FIXED
V	0.60	1.20	1.20	2.45	ALUMINIUM WITH GLASS LOUVER(NON OPENABLE)
V1	0.45	1.20	1.20	2.45	ALUMINIUM OPTIMALE WINDOW
V2	1.20	3.15	0.30	2.45	ALUMINIUM LOUVERED DOOR
V3	1.00	3.15	0.30	2.45	ALUMINIUM LOUVERED DOOR
V3	0.90	3.15	0.30	2.45	ALUMINIUM LOUVERED DOOR
V4	0.60	3.15	0.30	2.45	ALUMINIUM LOUVERED DOOR
VW	2.05	2.15	0.30	2.45	ALUMINIUM GLAZING WINDOW PARTLY FIXED

STAIRCASE DETAILS							
ST-01		ST-02		ST-03		ST-04	
WIDTH	2.00M	WIDTH	1.00M	WIDTH	2.00M	WIDTH	2.00M
TREAD	0.25M	TREAD	0.25M	TREAD	0.25M	TREAD	0.25M
RISER	0.175M	RISER	0.175M	RISER	0.175M	RISER	0.175M

LEGENDS	
D	SERVICE SHAFTS/DUCTS/SLAB CUTOUTS
ST	STAIRCASE
L	LIFTS
CW	COMMON WALL BETWEEN DEDUCTABLE AREA

Three SUMP

FLOOR WISE AREA CALCULATIONS
32ND REFUGE FLOOR

TYPE	LENGTH	WIDTH	NO'S	AREA SUB-TOTAL	TOTAL
A			1	1559.5	1,559.50
TOTAL ADDITIONS					1,559.50
DEDUCTIONS					
L1	2.18	2.60	8	5.67	45.34
ST1	4.15	6.08	4	25.23	100.93
ST2	2.00	0.72	2	1.44	2.88
ST3			2	5.53	11.06
CW1	0.72	0.15	2	0.11	0.22
CW2	2.00	0.15	6	0.30	1.80
CW3			2	1.39	2.78
CW4	0.23	2.60	4	0.60	2.39
CW5	0.23	1.33	4	0.31	1.22
CW6	0.23	2.68	2	0.62	1.23
CW7			2	0.63	1.27
CW8			2	0.28	0.56
CW9	0.98	0.23	2	0.23	0.45
CW10			2	0.87	1.74
CW11	0.15	2.52	2	0.38	0.76
CW12	0.15	1.80	2	0.27	0.54
CW13	4.15	0.15	4	0.62	2.49
CW14	0.15	3.35	2	0.50	1.01
D1	0.30	1.50	4	0.45	1.80
D2	0.75	1.35	4	1.01	4.05
D3	0.45	2.45	4	1.10	4.41
D4	3.20	0.65	4	2.08	8.32
D5	0.90	1.35	4	1.22	4.86
D6	0.60	1.55	4	0.93	3.72
D7			2	20.00	40.00
D8	1.09	1.33	2	1.45	2.90
D9	0.88	1.33	2	1.17	2.34
D10			2	2.25	4.50
D11			2	2.14	4.27
D12	2.00	0.57	2	1.14	2.28
D13	2.00	1.42	2	2.84	5.68
D14	2.00	0.80	2	1.60	3.20
D15	4.96	1.35	2	6.70	13.39
D16	4.96	1.20	2	5.95	11.90
TOTAL DEDUCTIONS					296.51
NET BUILT-UP AREA					1,262.99

ISSUED FOR : DEVELOPMENT PERMISSION

SHEET NO. 16 / 25

Drawing Title:
32ND FLOOR PLAN

Project Title:
BUILDING ID 46 B & C , BLOCK 46 ,
GIFT CITY, GANDHINAGAR, GUJARAT.

Drawing Number: 016 /DP/1016

Revision: R0

North

Scale- 1:200

Date: 28/04/2023

NOTE:
1. Do not scale this drawing.
2. Only written dimensions and UTM coordinate reference provided to be followed.
3. All dimensions are in mm (unless
4. All areas in Sq.m

KEY PLAN:

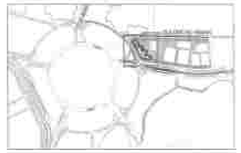

LEGEND:

DEVELOPER:

KAAVYARATNA INFRA LLP
ADDRESS: D-402, SHREE RANG AROMA, GIFT CITY ROAD, RANDESAN, GANDHINAGAR-382007
TEL.NO - 9558818904
EMAIL : admin@kaavyaratna.com

ARCHITECT :

Rizvi Kabul
PLOT 78 A , 2ND FLOOR,
TURNER ROAD, ABOVE CROSSWORD BOOK STORE
BANDRA (W), MUMBAI 400 050,
PHONE : 022 26438415, 26438146
FAX : 022 26459996,
EMAIL : kabulriza@gmail.com
COA No: CA/87/137
ARCHI-002R1

GIFT Urban Development Authority:

GIFTCL, GIFT CITY GANDHINAGAR	
Date : 16/06/2023	Signature
Checked By	
Reviewed By	
Recommended By	

GIFT URBAN DEVELOPMENT AUTHORITY, APPROVED DRAWINGS	
Permission No.:	28/09
Date : 07/08/2023	Signature
Approved By TPO, GIFT UDA	

DEVELOPER'S COPY

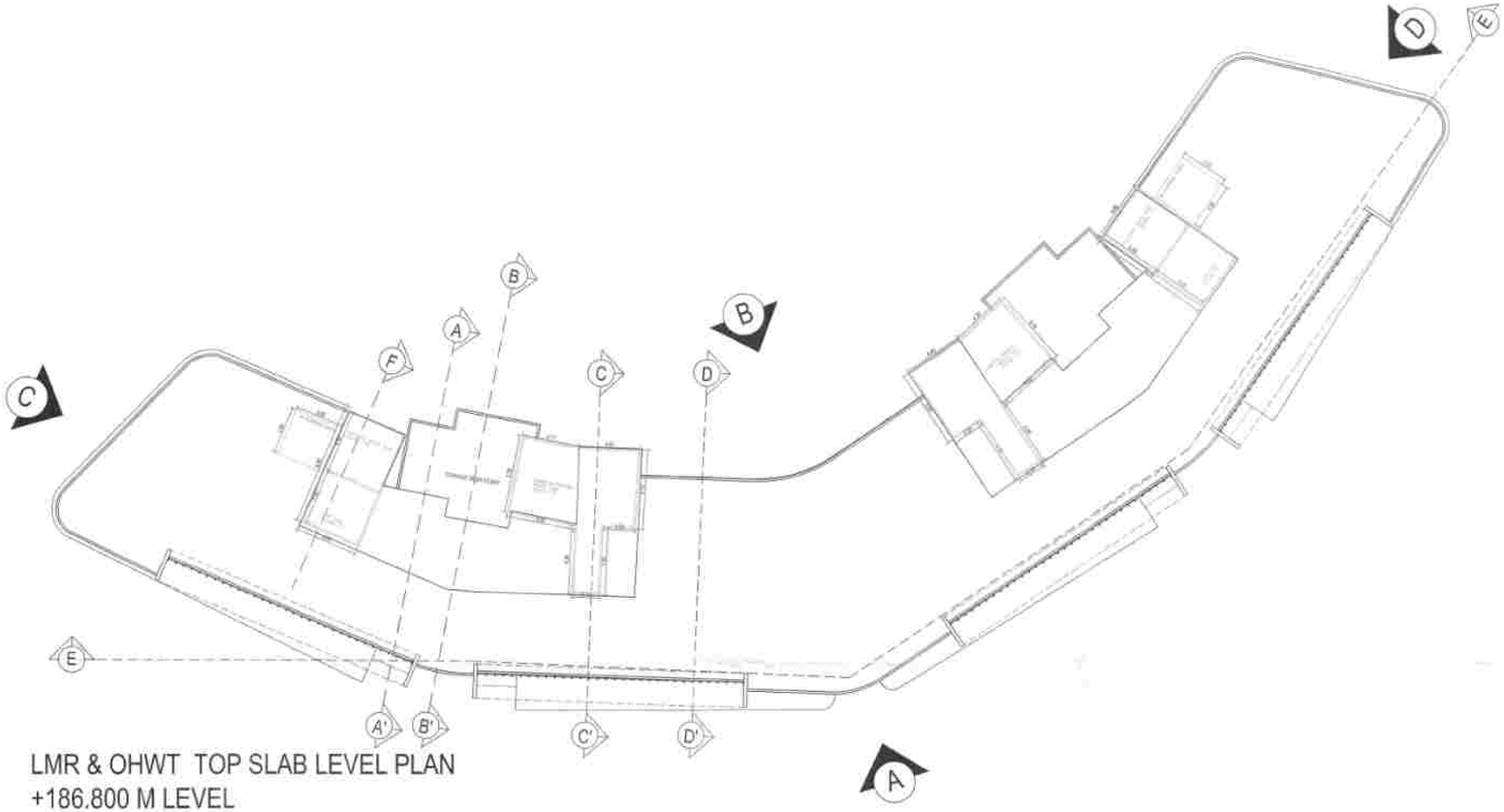

LMR & OHWT TOP SLAB LEVEL PLAN
+186.800 M LEVEL

SCALE :- 1:200

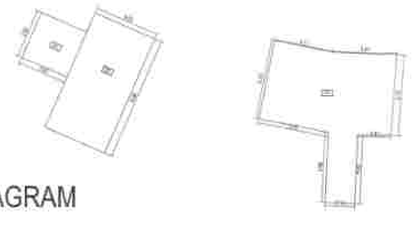

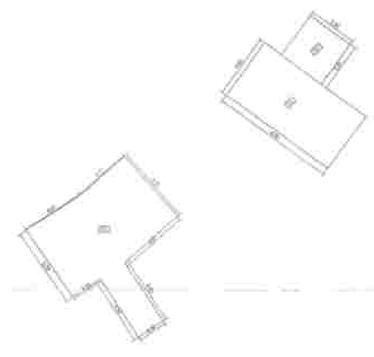

LMR & OHT LEVEL AREA DIAGRAM
SCALE :- 1:200

FLOOR WISE AREA CALCULATIONS
TERRACE FLOOR

TYPE	LENGTH	WIDTH	NOS	AREA SUB-TOTAL	AREA TOTAL
TOTAL ADDITIONS					151.50
DEDUCTIONS					
D1	5.00	5.00	1	11.00	24.50
D2	4.00	3.00	1	42.00	21.00
D3			1	90.72	135.40
TOTAL DEDUCTIONS					210.90
NET BUILT UP AREA					6.60

ISSUED FOR : DEVELOPMENT PERMISSION

SHEET NO. 18 / 25

Drawing Title:
LMR & OHWT TOP SLAB LEVEL PLAN

Project Title:
BUILDING ID 46 B & C , **BLOCK** 46 ,
GIFT CITY, GANDHINAGAR, GUJARAT.

Drawing Number: 019 /DP/1018

Revision: R0

North

Scale- 1:200

Date: 28 / 04 / 2022

NOTE:
1. Do not scale the drawing.
2. Only written dimensions and UTM coordinate reference provided to be followed.
3. All dimensions are in mm and m.
4. All areas in Sq.m

KEY PLAN:

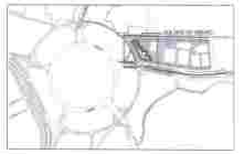

LEGEND:

DEVELOPER:

KAAVYARATNA INFRA LLP
ADDRESS: D-402, SHREE RANG AROMA, GIFT CITY ROAD, RANDESAN, GANDHINAGAR-382007
TEL.NO - 9558818904
EMAIL : admin@kaavyaratna.com

ARCHITECT :

ARCHITECTS
Rosa Lubal
PLOT 78 A , 2ND FLOOR,
TURNER ROAD, ABOVE CROSSWORD BOOK STORE
BANDRA (W),MUMBAI 400 050.
PHONE : 022 26439415, 26430146
FAX : 022 26459896,
EMAIL : kabulreza@gmail.com

COA No: CA/88/1137

ARCHI-002/R1

GIFT Urban Development Authority:

GIFTCL, GIFT CITY GANDHINAGAR	
Date: 11/04/2022	Signature
Checked By	
Reviewed By	
Recommended By	

GIFT URBAN DEVELOPMENT AUTHORITY, APPROVED DRAWINGS	
Permission No.:	28/07
Date: 03/05/2022	Signature
Approved By TPO, GIFT UDA	

DEVELOPER'S COPY

TERRACE FLOOR PLAN
(FFL +182.675M LEVEL)

SCALE :- 1:200

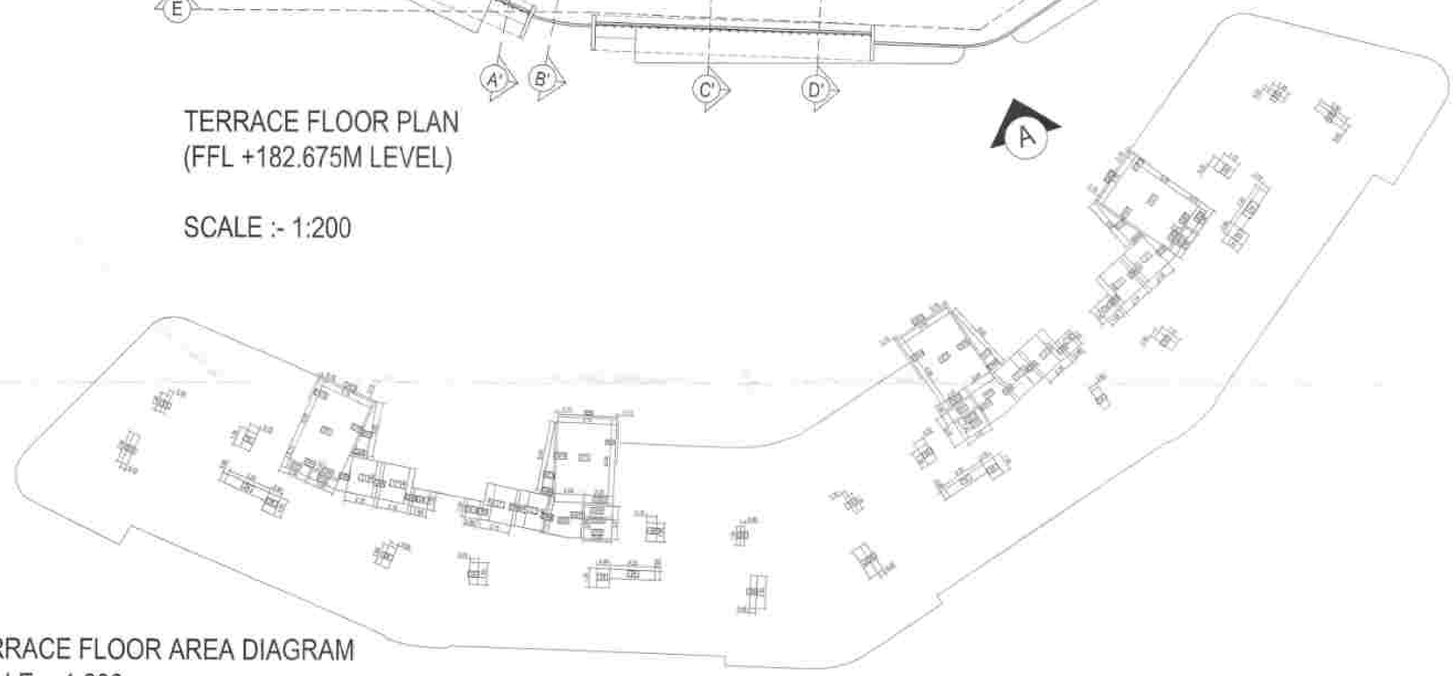

TERRACE FLOOR AREA DIAGRAM
SCALE :- 1:200

FLOOR WISE AREA CALCULATIONS
TERRACE FLOOR

TYPE	LENGTH	WIDTH	NO'S	AREA SUB-TOTAL	AREA TOTAL
A			1	1,555.29	1,555.29
TOTAL ADDITIONS					1,555.29
DEDUCTIONS					
L1	2.18	2.60	8	5.67	45.34
ST1	4.15	6.08	4	25.23	100.93
ST2	2.00	0.72	2	1.44	2.88
ST3			2	5.53	11.06
CW1	0.22	0.15	2	0.11	0.22
CW2	2.00	0.15	6	0.30	1.80
CW3			2	1.39	2.78
CW4	0.23	2.60	4	0.60	2.39
CW5	0.23	1.33	4	0.31	1.22
CW6	0.23	2.68	2	0.62	1.23
CW7			2	0.63	1.27
CW8			2	0.27	0.55
CW9	0.98	0.23	2	0.23	0.45
CW10			2	0.87	1.74
CW11	0.15	2.52	2	0.38	0.76
CW12	0.15	1.80	2	0.27	0.54
CW13	4.15	0.15	4	0.62	2.49
CW14	0.15	3.35	2	0.50	1.01
D1	0.30	1.35	4	0.41	1.62
D2	0.75	1.35	4	1.01	4.05
D3	0.45	2.30	4	1.04	4.14
D4	3.20	0.65	4	2.08	8.32
D5	0.90	1.35	4	1.22	4.86
D6	0.60	1.55	4	0.93	3.72
D7			0	-	-
D8	1.09	1.33	2	1.45	2.90
D9	0.88	1.33	2	1.17	2.34
D10			2	2.25	4.49
D11			2	2.14	4.27
D12	2.00	0.57	2	1.14	2.28
D13	2.00	1.42	2	2.84	5.68
D14	2.00	0.80	2	1.60	3.20
OPEN SPACE			1		1324.77
TOTAL DEDUCTIONS					1,555.29
NET BUILT-UP AREA					(0.00)

ISSUED FOR : DEVELOPMENT PERMISSION

SHEET NO. 17 / 25

Drawing Title: TERRACE FLOOR PLAN

Project Title: BUILDING ID 48 B & C , BLOCK 48 ,
GIFT CITY, GANDHINAGAR, GUJARAT.

Drawing Number: 017 /DP/1017 | Revision: R0 | North

Scale- 1:200 | Date: 28/04/2022

NOTE:
1. Do not scale the drawing
2. Only written dimensions are UTM coordinate reference provided to be followed
3. All dimensions are in mm, note in
4. All areas in Sq.mt

KEY PLAN:

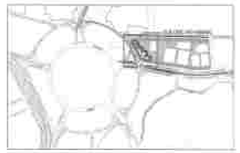

LEGEND:

DEVELOPER:

KAAVYARATNA INFRA LLP
ADDRESS: D-402, SHREE RANG AROMA, GIFT CITY ROAD, RANDESAN, GANDHINAGAR-382007
TEL.NO - 9558818904
EMAIL : admin@kaavyaratna.com

ARCHITECT :

Rizza Kabul
PLOT 78 A , 2ND FLOOR,
TURNER ROAD, ABOVE CROSSWORD BOOK STORE
BANDRA (W),MUMBAI 400 050,
PHONE : 022 26439415, 26430146
FAX : 022 26438696,
EMAIL : kabulrizza@gmail.com
COA No: CA/86/1137
ARCHI/002R1

GIFT Urban Development Authority:

GIFTCL, GIFT CITY GANDHINAGAR	
Date: 16/04/2022	Signature
Checked By	
Reviewed By	
Recommended By	

GIFT URBAN DEVELOPMENT AUTHORITY, APPROVED DRAWINGS	
Permit Application No.:	21/09
Date : 03/05/2022	Signature
Approved By TPO, GIFT UDA	

DEVELOPER'S COPY

ELEVATION - A
SCALE :- 1:200

ISSUED FOR : DEVELOPMENT PERMISSION

SHEET NO. 19 / 25

Drawing Title: ELEVATION A

Project Title: BUILDING ID 46 B & C , **BLOCK** 46 ,
GIFT CITY, GANDHINAGAR, GUJARAT.

Drawing Number: 019 /DP/1019

Revision: R0

North

Scale- 1:200

Date: 26/04/2022

NOTE:
1. Do not scale the drawing.
2. Only written dimensions and UTM coordinate reference provided to be followed.
3. All dimensions are in mm /cm/ m
4. All areas in Sq.mt

KEY PLAN:

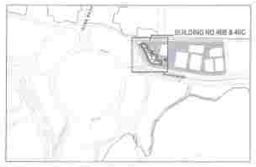

LEGEND:

DEVELOPER:

KAAVYARATNA INFRA LLP
ADDRESS: D-402, SHREE RANG AROMA, GIFT CITY ROAD, RANDESAN, GANDHINAGAR-382007
TEL.NO - 9558818904
EMAIL : admin@kaavyaratna.com

ARCHITECT :
ARCHITECT Raza Kabul
PLOT 78 A , 2ND FLOOR,
TURNER ROAD, ABOVE CROSSWORD BOOK STORE
BANDRA (W),MUMBAI 400 050,
PHONE : 022 26439415, 26430146
FAX : 022 26459896;
EMAIL : kabulreza@gmail.com
COA No: CA/86/1137
ARCHI-002/R1

GIFT Urban Development Authority:

GIFTCL, GIFT CITY GANDHINAGAR
Date : 26/04/2022

GIFT URBAN DEVELOPMENT AUTHORITY, APPROVED DRAWINGS

Permission No.:	21/09
Date: 26/05/2022	Signature
Approved By TPO, GIFT UDA	

DEVELOPER'S COPY

ELEVATION - B
SCALE :- 1:200

ISSUED FOR : DEVELOPMENT PERMISSION

SHEET NO. 20 / 25

Drawing Title: ELEVATION B

Project Title: BUILDING ID 46 B & C , BLOCK 46 ,
GIFT CITY, GANDHINAGAR, GUJARAT.

Drawing Number: 020 /DP/1020

Revision: R0

North

Scale- 1:200

0 1X 2X 4X M

Date: 28/04/2022

NOTE:
1. Do not scale the drawing.
2. Only written dimensions and UTM coordinate reference provided to be followed.
3. All dimensions are in mm /cm/ m
4. All areas in Sq.mt.

KEY PLAN:

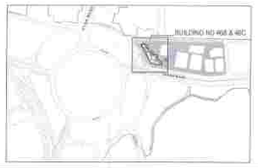

LEGEND:

DEVELOPER:

KAAVYARATNA INFRA LLP
ADDRESS: D-402, SHREE RANG
AROMA, GIFT CITY ROAD, RANDESAN,
GANDHINAGAR-382007
TEL.NO - 9558818904
EMAIL : admin@kaavyaratna.com

ARCHITECT :

ARCHITECT Reza Kabul
PLOT 78 A , 2ND FLOOR,
TURNER ROAD, ABOVE CROSSWORD BOOK STORE
BANDRA (W),MUMBAI 400 050,
PHONE : 022 26439415, 26430146
FAX : 022 26459896,
EMAIL : kabulreza@gmail.com
COA No: CA/88/1137
ARCHI-002/R1

GIFT Urban Development Authority:

GIFTCL, GIFT CITY GANDHINAGAR	
Date : 28/04/2022	Signature
Checked By	
Reviewed By	
Recommended By	

GIFT URBAN DEVELOPMENT AUTHORITY, APPROVED DRAWINGS	
Permission No.:	5/107
Date : 06/05/2022	Signature
Approved By TPO, GIFT UDA	

DEVELOPER'S COPY



ELEVATION - C
SCALE :- 1:200



ELEVATION - D
SCALE :- 1:200

ISSUED FOR : DEVELOPMENT PERMISSION

SHEET NO. 21 / 25

Drawing Title:
ELEVATION C AND D

Project Title:
BUILDING ID 46 B & C , **BLOCK** 46 ,
GIFT CITY, GANDHINAGAR, GUJARAT.

Drawing Number: 021 /DP/1021

Revision: **R0**

North

Scale- 1:200

Date: 28/04/2022

NOTE:
1. Do not scale the drawing.
2. Only written dimensions and UTM coordinate reference provided to be followed.
3. All dimensions are in mm (only m)
4. All areas in Sq.mt

KEY PLAN:

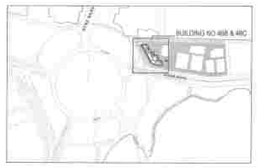

LEGEND:

DEVELOPER:

KAAVYARATNA INFRA LLP
ADDRESS: D-402, SHREE RANG AROMA, GIFT CITY ROAD, RANDESAN, GANDHINAGAR-382007
TEL.NO - 9558818904
EMAIL : admin@kaavyaratna.com

ARCHITECT :

ARCHITECT Reza Kabul
PLOT 78 A , 2ND FLOOR,
TURNER ROAD, ABOVE CROSSWORD BOOK STORE
BANDRA (W),MUMBAI 400 050,
PHONE : 022 26439415, 26430146
FAX : 022 26459896,
EMAIL : kabulreza@gmail.com
COA No: CA/88/1137
ARCHI-002/R1
(Sign & Stamp)

GIFT Urban Development Authority:

GIFTCL, GIFT CITY GANDHINAGAR	
Date : 5/4/2022	Signature
Checker :	
Reviewer :	
Recommended By	

GIFT URBAN DEVELOPMENT AUTHORITY, APPROVED DRAWINGS	
Permission No.	2009
Date : 05/05/2022	Signature
Approved By TPO, GIFT UDA	

DEVELOPER'S COPY

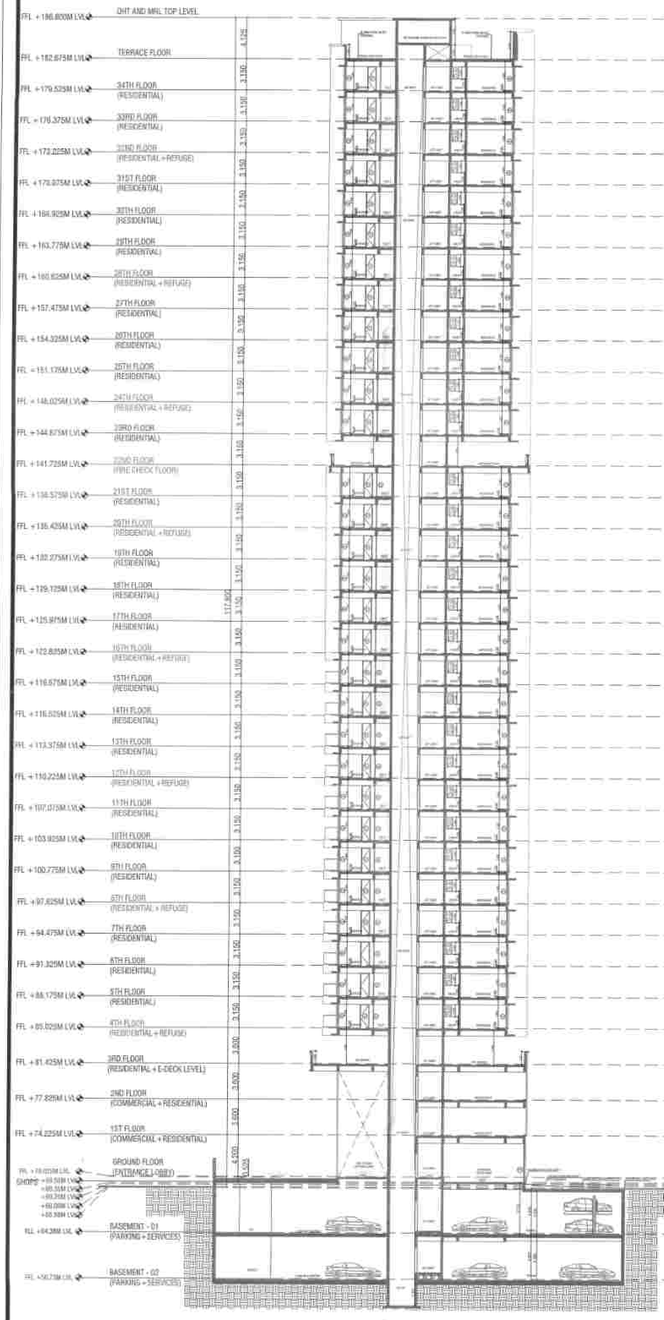

SECTION A-A'
SCALE :- 1:200

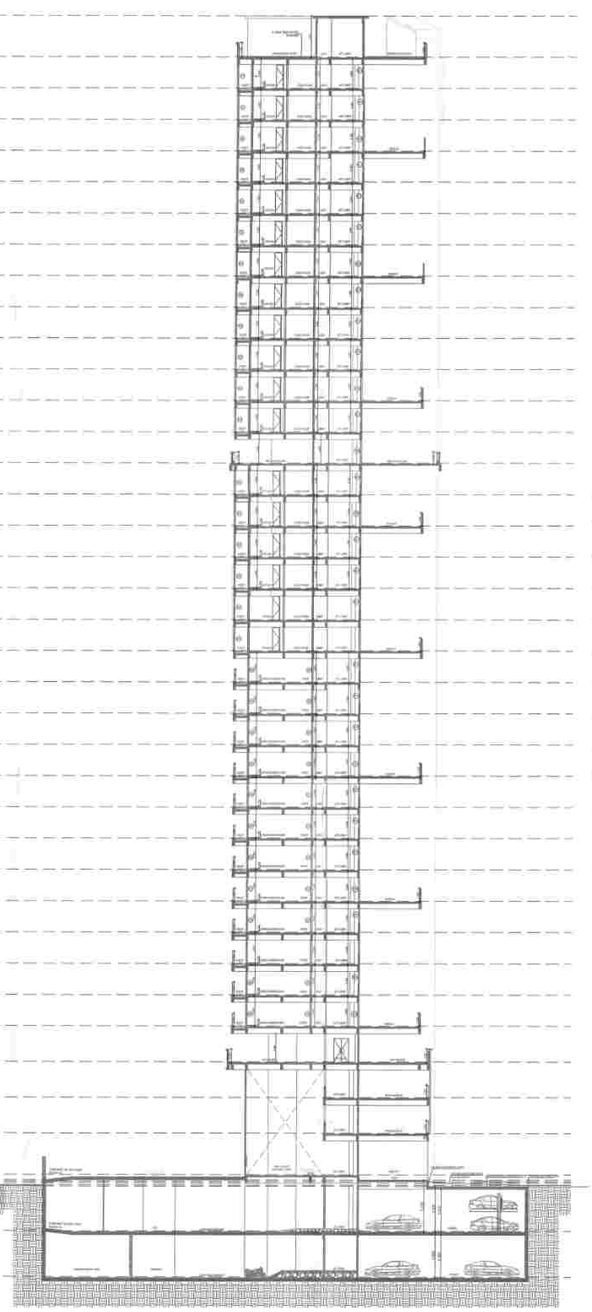

SECTION B-B'
SCALE :- 1:200



SECTION C-C'
SCALE :- 1:200

ISSUED FOR : DEVELOPMENT PERMISSION

SHEET NO. 22 / 25

Drawing Title:
SECTION A B C

Project Title:
BUILDING ID 46 B & C , **BLOCK** 46 ,
GIFT CITY, GANDHINAGAR, GUJARAT.

Drawing Number: 022 /DP/1022

Revision: **R0**

North

Scale- 1:200

Date: 28/04/2022

NOTE:
1. Do not scale the drawing.
2. Only written dimensions and UTM coordinate reference provided to be followed.
3. All dimensions are in mm /cm/ m
4. All areas in Sq.mt

KEY PLAN:

LEGEND:

DEVELOPER:

KAAVYARATNA INFRA LLP
ADDRESS: D-402, SHREE RANG AROMA, GIFT CITY ROAD, RANDESAN, GANDHINAGAR-382007
TEL.NO - 9558818904
EMAIL : admin@kaavyaratna.com

ARCHITECT :

ARCHITECT Reza Kabul
PLOT 78 A , 2ND FLOOR,
TURNER ROAD. ABOVE CROSSWORD BOOK STORE
BANDRA (W),MUMBAI 400 050,
PHONE : 022 26439415, 26430146
FAX : 022 26459896,
EMAIL : kabulreza@gmail.com
COA No: CA/88/1137
ARCHI-002/R1

GIFT Urban Development Authority:

GIFTCL, GIFT CITY GANDHINAGAR	
Date: 11/04/2022	Signature
Checked By	
Recommended By	

GIFT URBAN DEVELOPMENT AUTHORITY, APPROVED DRAWINGS	
Permission No.:	22/04
Date : 27/07/2022	Signature
Approved By TPO, GIFT UDA	

DEVELOPER'S COPY



SECTION F-F'
SCALE :- 1:200

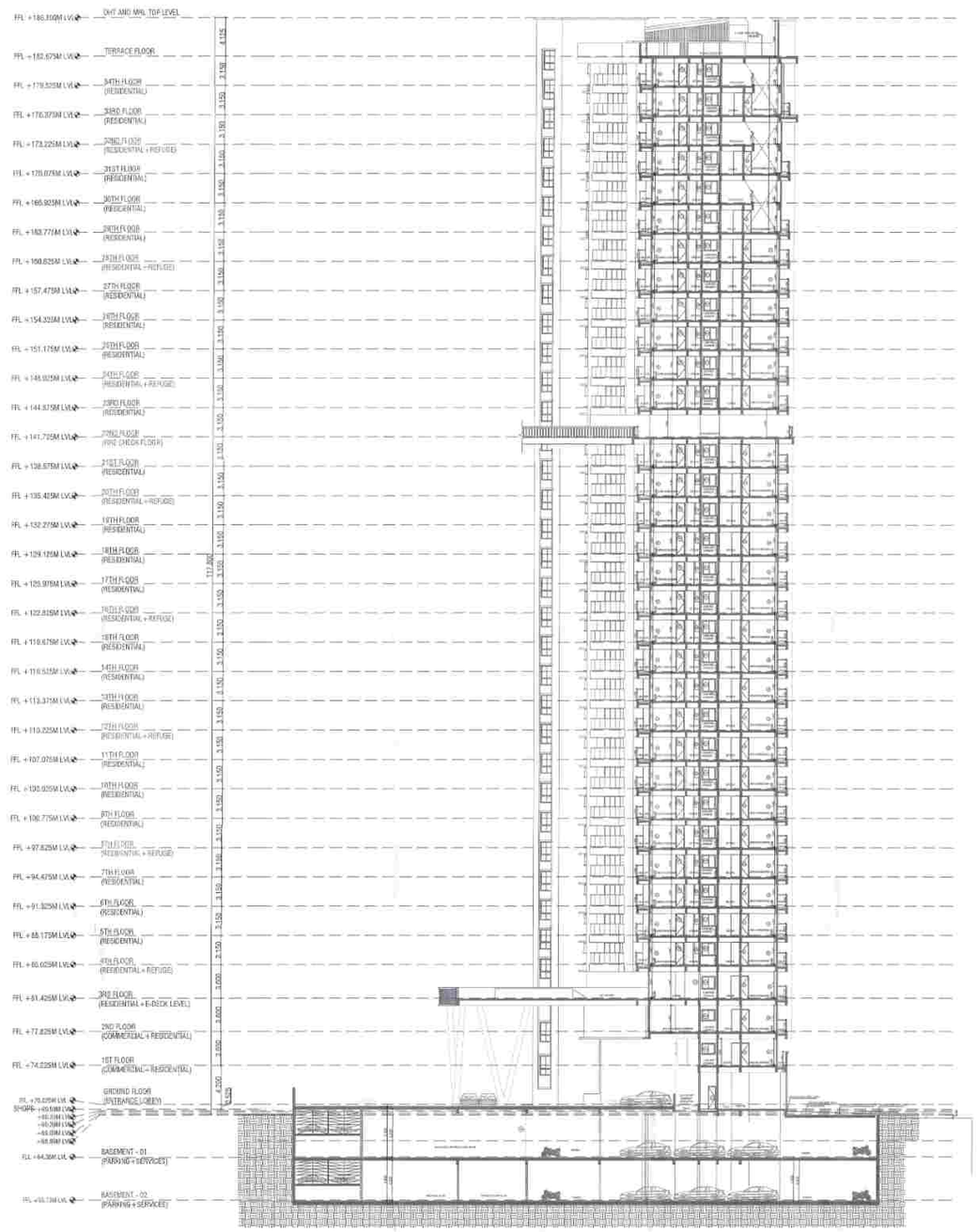

SECTION D-D'
SCALE :- 1:200

ISSUED FOR : DEVELOPMENT PERMISSION

SHEET NO. 23 / 25

Drawing Title:
SECTION C AND D

Project Title:
BUILDING ID 46 B & C , **BLOCK** 46 ,
GIFT CITY, GANDHINAGAR, GUJARAT.

Drawing Number: 023 /DP/1023

Revision: **R0**

North

Scale- 1:200

Date: 28/04/2022

NOTE:
1. Do not scale the drawing.
2. Only written dimensions and UTM coordinate reference provided to be followed.
3. All dimensions are in mm /cm/ m
4. All areas in Sq.mt

KEY PLAN:

LEGEND:

DEVELOPER:

KAAVYARATNA INFRA LLP
ADDRESS: D-402, SHREE RANG
AROMA, GIFT CITY ROAD, RANDESAN,
GANDHINAGAR-382007
TEL.NO - 9558818904
EMAIL : admin@kaavyaratna.com

ARCHITECT :

ARCHITECT Reza Kabul
PLOT 78 A , 2ND FLOOR,
TURNER ROAD, ABOVE CROSSWORD BOOK STORE
BANDRA (W),MUMBAI 400 050,
PHONE : 022 26439415, 26430146
FAX : 022 26459896,
EMAIL : kabulreza@gmail.com
COA No: CA/88/1137
ARCHI-002/R1
Sign & Stamp

GIFT Urban Development Authority:

GIFTCL, GIFT CITY GANDHINAGAR
Date: 18/05/2022 | Signature
Checked By
Reviewed By
Recommended By

GIFT URBAN DEVELOPMENT AUTHORITY, APPROVED DRAWINGS
Permission No.: 78/09
Date: 03/05/2022 | Signature
Approved By TPO, GIFT UDA

DEVELOPER'S COPY

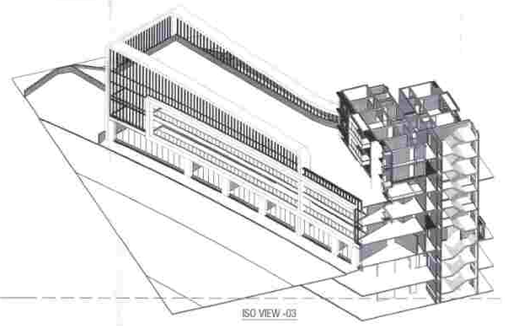

ISO VIEW -03



SECTION E-E'
SCALE :- 1:200

ISSUED FOR : DEVELOPMENT PERMISSION

SHEET NO. 24 / 25

Drawing Title: SECTION E

Project Title: BUILDING ID 46 B & C , BLOCK 46 ,
GIFT CITY, GANDHINAGAR, GUJARAT.

Drawing Number: 24 /DP/1024

Revision: R0

North

Scale- 1:200

Date: 26 /04/2022

NOTE:
1. Do not scale the drawing.
2. Only written dimensions and UTM coordinate reference provided to be followed.
3. All dimensions are in mm /cm/ m
4. All areas in Sq.mt

KEY PLAN:

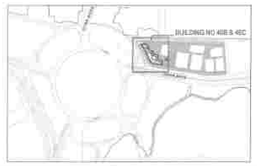

LEGEND:

DEVELOPER:

KAAVYARATNA INFRA LLP
ADDRESS: D-402, SHREE RANG AROMA, GIFT CITY ROAD, RANDESAN, GANDHINAGAR-382007
TEL.NO - 9558818904
EMAIL : admin@kaavyaratna.com

ARCHITECT :

ARCHITECT Rosa Kabul
PLOT 78 A , 2ND FLOOR,
TURNER ROAD, ABOVE CROSSWORD BOOK STORE
BANDRA (W),MUMBAI 400 050,
PHONE : 022 26439415, 26430146
FAX : 022 26459896,
EMAIL : kabulreza@gmail.com
COA No: CA/88/1137
ARCHI-002/R1

Sign & Stamp

GIFT Urban Development Authority:

GIFTCL, GIFT CITY GANDHINAGAR
Date: 17/06/2022 Signature
Checked By
Reviewed By
Recommended By

GIFT URBAN DEVELOPMENT AUTHORITY
APPROVED DRAWINGS
Permission No. 24/DP
Date: 23/05/2022 Signature
Approved By
TPO, GIFT UDA

DEVELOPER'S COPY

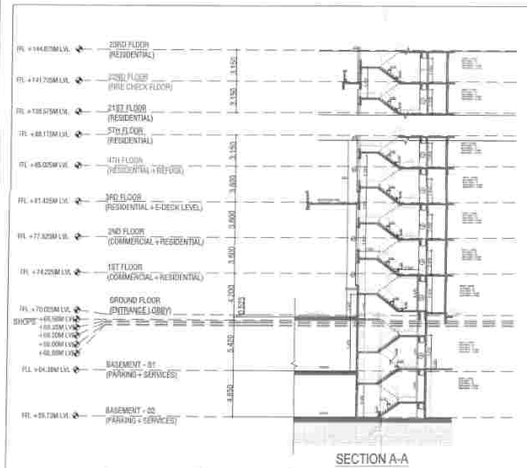

SECTION A-A

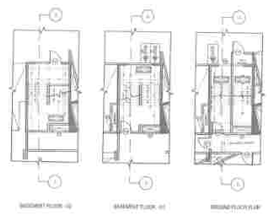

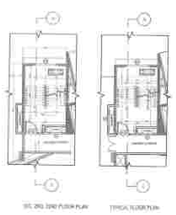

STAIRCASE -1

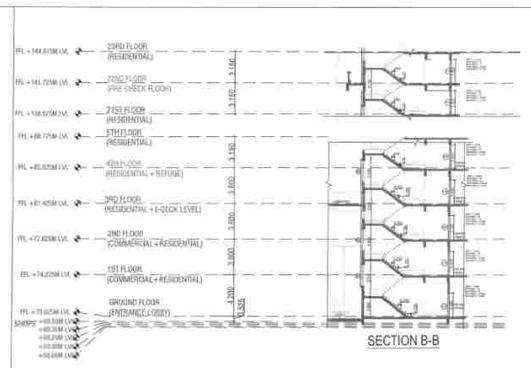

SECTION B-B

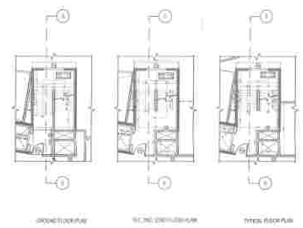

STAIRCASE -2

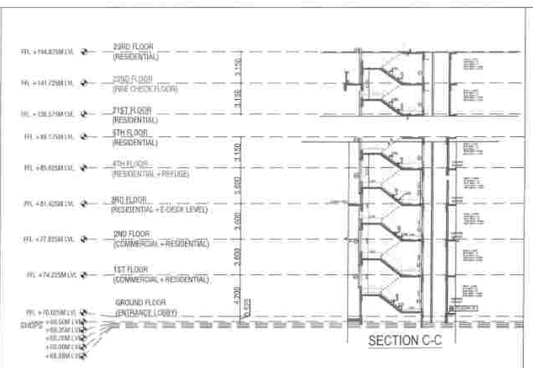

SECTION C-C

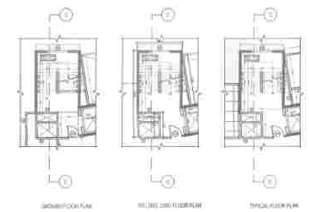

STAIRCASE -3

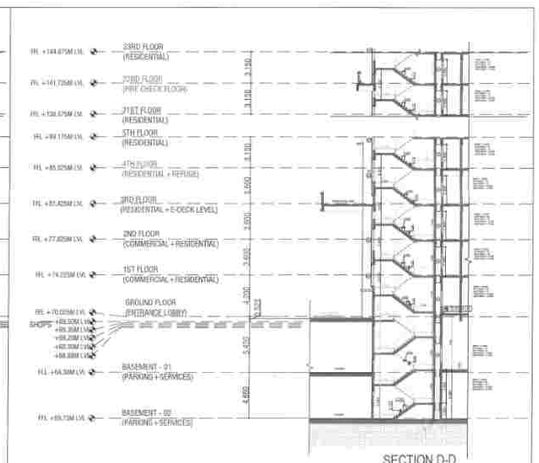

SECTION D-D

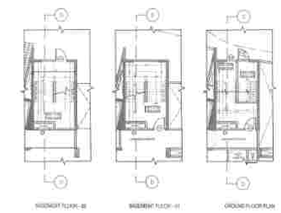

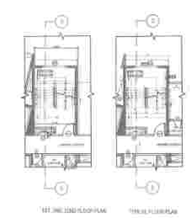

STAIRCASE -4

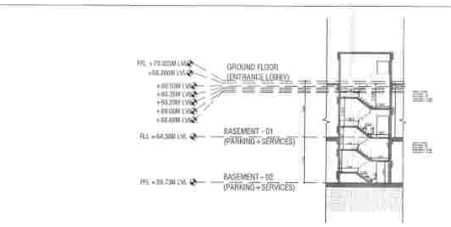

SECTION E-E

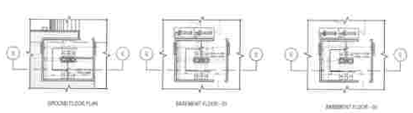

STAIRCASE -5

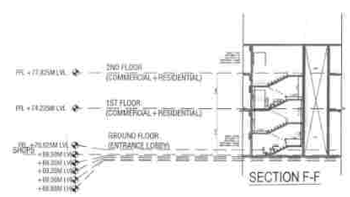

SECTION F-F

STAIRCASE -6

KEY PLAN

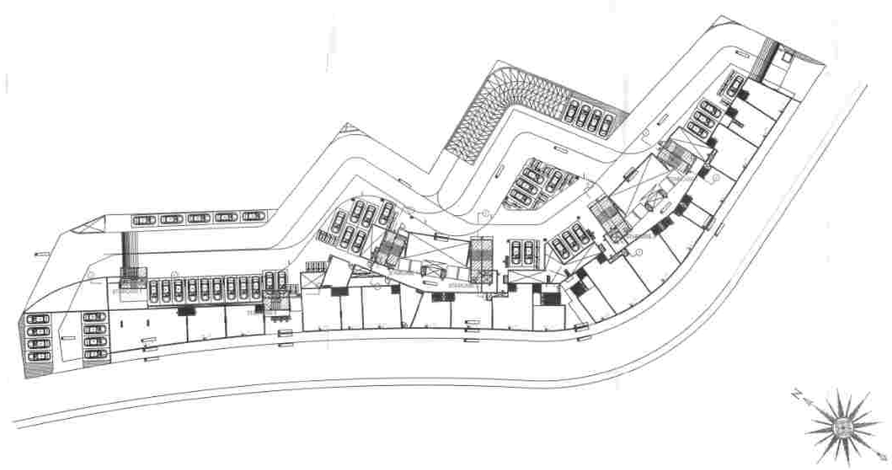

ISSUED FOR :	SHEET NO.
DEVELOPMENT PERMISSION	25 / 25

Drawing Title:
STAIRCASE DETAIL

Project Title:
BUILDING ID 46 B & C , BLOCK 46 ,
GIFT CITY, GANDHINAGAR, GUJARAT.

Drawing Number: 025 /DP/1025

Revision: R0

North

Scale- N T S

0 X 2X 4X M

Date: 28/04/2022

NOTE:
1. Do not scale the drawing.
2. Only written dimensions and UTM coordinate reference provided to be followed.
3. All dimensions are in mm /cm/ m
4. All areas in Sq.mt

KEY PLAN:

LEGEND:

DEVELOPER:

KAAVYARATNA INFRA LLP
ADDRESS: D-402, SHREE RANG AROMA, GIFT CITY ROAD, RANDESAN, GANDHINAGAR-382007
TEL.NO - 9558818904
EMAIL : admin@kaavyaratna.com

ARCHITECT :
ARCHITECT Roza Kabul
PLOT 78 A , 2ND FLOOR,
TURNER ROAD, ABOVE CROSSWORD BOOK STORE
BANDRA (W),MUMBAI 400 050,
PHONE : 022 26439415, 26430146
FAX : 022 26459896,
EMAIL : kabulreza@gmail.com
COA No: CA/88/1137
ARCHI-002/R1
(Sign & Stamp)

GIFT Urban Development Authority:

GIFTCL, GIFT CITY GANDHINAGAR	
Date:	Signature
Checked By	
Reviewed By	
Recommended By	

GIFT URBAN DEVELOPMENT AUTHORITY, APPROVED DRAWINGS	
Permission No.	
Date:	Signature
Approved By TPO, GIFT UDA	

DEVELOPER'S COPY

CARPET AREA STATEMENT

BLOCK NAME	UNIT No.	USAGE	CARPET AREA(Sq.mtr.)	AREA OF EXCLUSIVE BALCONY(Sq.Mtr.)
A+B	1	Shop	123.99	0
A+B	2	Shop	53.05	0
A+B	3	Shop	49.34	0
A+B	4	Shop	62.41	0
A+B	5	Shop	34.43	0
A+B	6	Shop	62.1	0
A+B	7	Shop	40.68	0
A+B	8	Shop	55.83	0
A+B	9	Shop	63.82	0
A+B	10	Shop	40.01	0
A+B	11	Shop	35.87	0
A+B	12	Shop	88.02	0
A+B	13	Shop	79.91	0
A+B	14	Shop	46.83	0
A+B	15	Shop	18.05	0
A+B	16	Shop	57.04	0
A+B	17	Shop	64.04	0
A+B	18	Shop	59.16	0
A+B	19	Shop	48.94	0
A+B	101	Office	103.55	0
A+B	102	Office	76.13	0
A+B	103	Office	71.1	0
A+B	104	Office	84.4	0
A+B	105	Office	83.48	0
A+B	106	Office	34.78	0
A+B	107	Office	124.93	0
A+B	201	Office	103.55	0
A+B	202	Office	76.13	0
A+B	203	Office	71.1	0

JIGAR I. PARIKH
Civil Engineer Civil Contractor
GUDA Lic No. GUDA/ENG/185/94/2005
GANDHINAGAR-382421
VALID UP TO :

CARPET AREA STATEMENT

A+B	204	Office	84.4	0
A+B	205	Office	83.48	0
A+B	206	Office	34.78	0
A+B	207	Office	124.93	0
A+B	A-102	Residential	81.84	3.64
A+B	A-103	Residential	59.98	5.84
A+B	A-202	Residential	81.84	3.64
A+B	A-203	Residential	59.98	5.84
A+B	A-302	Residential	81.84	3.64
A+B	A-303	Residential	59.98	5.84
A+B	A-401	Residential	57.89	5.84
A+B	A-402	Residential	81.84	3.64
A+B	A-403	Residential	59.98	5.84
A+B	A-404	Residential	59.98	5.84
A+B	A-405	Residential	83.18	5.84
A+B	A-406	Residential	55.65	5.84
A+B	A-407	Residential	34	3.77
A+B	A-408	Residential	33.73	3.77
A+B	A-501	Residential	57.89	5.84
A+B	A-502	Residential	81.84	3.64
A+B	A-503	Residential	59.98	5.84
A+B	A-504	Residential	59.98	5.84
A+B	A-505	Residential	83.18	5.84
A+B	A-506	Residential	55.65	5.84
A+B	A-507	Residential	34	3.77
A+B	A-508	Residential	33.73	3.77
A+B	A-601	Residential	57.89	5.84
A+B	A-602	Residential	81.84	3.64
A+B	A-603	Residential	59.98	5.84
A+B	A-604	Residential	59.98	5.84
A+B	A-605	Residential	83.18	5.84
A+B	A-606	Residential	55.65	5.84

JIGAR PARIKH
Civil Engineer Civil Contractor
GIDA Lic No. GIDA ENG 181/04/2005
GANDHINAGAR-382421
VALID UP TO

CARPET AREA STATEMENT

A+B	A-607	Residential	34	3.77
A+B	A-608	Residential	33.73	3.77
A+B	A-701	Residential	57.89	5.84
A+B	A-702	Residential	81.84	3.64
A+B	A-703	Residential	59.98	5.84
A+B	A-704	Residential	59.98	5.84
A+B	A-705	Residential	83.18	5.84
A+B	A-706	Residential	55.65	5.84
A+B	A-707	Residential	34	3.77
A+B	A-708	Residential	33.73	3.77
A+B	A-801	Residential	57.89	5.84
A+B	A-802	Residential	81.84	3.64
A+B	A-803	Residential	59.98	5.84
A+B	A-804	Residential	59.98	5.84
A+B	A-805	Residential	83.18	5.84
A+B	A-806	Residential	55.65	5.84
A+B	A-807	Residential	34	3.77
A+B	A-808	Residential	33.73	3.77
A+B	A-901	Residential	57.89	5.84
A+B	A-902	Residential	81.84	3.64
A+B	A-903	Residential	59.98	5.84
A+B	A-904	Residential	59.98	5.84
A+B	A-905	Residential	83.18	5.84
A+B	A-906	Residential	55.65	5.84
A+B	A-907	Residential	34	3.77
A+B	A-908	Residential	33.73	3.77
A+B	A-1001	Residential	57.89	5.84
A+B	A-1002	Residential	81.84	3.64
A+B	A-1003	Residential	59.98	5.84
A+B	A-1004	Residential	59.98	5.84
A+B	A-1005	Residential	83.18	5.84
A+B	A-1006	Residential	55.65	5.84

JIGAR J. PARIKH
Civil Engineer (Civil Construction)
GUJRA Lic No: GUJRA ENG/ 185/54/2015
GANDHINAGAR-382421
VALID UP TO :

CARPET AREA STATEMENT

A+B	A-1007	Residential	34	3.77
A+B	A-1008	Residential	33.73	3.77
A+B	A-1101	Residential	57.89	5.84
A+B	A-1102	Residential	81.84	3.64
A+B	A-1103	Residential	59.98	5.84
A+B	A-1104	Residential	59.98	5.84
A+B	A-1105	Residential	83.18	5.84
A+B	A-1106	Residential	55.65	5.84
A+B	A-1107	Residential	34	3.77
A+B	A-1108	Residential	33.73	3.77
A+B	A-1201	Residential	57.89	5.84
A+B	A-1202	Residential	81.84	3.64
A+B	A-1203	Residential	59.98	5.84
A+B	A-1204	Residential	59.98	5.84
A+B	A-1205	Residential	83.18	5.84
A+B	A-1206	Residential	55.65	5.84
A+B	A-1207	Residential	34	3.77
A+B	A-1208	Residential	33.73	3.77
A+B	A-1301	Residential	57.89	5.84
A+B	A-1302	Residential	81.84	3.64
A+B	A-1303	Residential	59.98	5.84
A+B	A-1304	Residential	59.98	5.84
A+B	A-1305	Residential	83.18	5.84
A+B	A-1306	Residential	55.65	5.84
A+B	A-1307	Residential	34	3.77
A+B	A-1308	Residential	33.73	3.77
A+B	A-1401	Residential	57.89	5.84
A+B	A-1402	Residential	81.84	3.64
A+B	A-1403	Residential	59.98	5.84
A+B	A-1404	Residential	59.98	5.84
A+B	A-1405	Residential	83.18	5.84
A+B	A-1406	Residential	55.65	5.84

JIGAR J. PARIKH
GANDHINAGAR-382421
VALID UP TO

CARPET AREA STATEMENT

A+B	A-1407	Residential	34	3.77
A+B	A-1408	Residential	33.73	3.77
A+B	A-1501	Residential	57.89	5.84
A+B	A-1502	Residential	81.84	3.64
A+B	A-1503	Residential	59.98	5.84
A+B	A-1504	Residential	59.98	5.84
A+B	A-1505	Residential	83.18	5.84
A+B	A-1506	Residential	55.65	5.84
A+B	A-1507	Residential	34	3.77
A+B	A-1508	Residential	33.73	3.77
A+B	A-1601	Residential	57.89	5.84
A+B	A-1602	Residential	81.84	3.64
A+B	A-1603	Residential	59.98	5.84
A+B	A-1604	Residential	59.98	5.84
A+B	A-1605	Residential	83.18	5.84
A+B	A-1606	Residential	55.65	5.84
A+B	A-1607	Residential	68.88	3.77
A+B	A-1701	Residential	57.89	5.84
A+B	A-1702	Residential	81.84	3.64
A+B	A-1703	Residential	59.98	5.84
A+B	A-1704	Residential	59.98	5.84
A+B	A-1705	Residential	83.18	5.84
A+B	A-1706	Residential	55.65	5.84
A+B	A-1707	Residential	68.88	3.77
A+B	A-1801	Residential	57.89	5.84
A+B	A-1802	Residential	81.84	3.64
A+B	A-1803	Residential	59.98	5.84
A+B	A-1804	Residential	59.98	5.84
A+B	A-1805	Residential	83.18	5.84
A+B	A-1806	Residential	55.65	5.84
A+B	A-1807	Residential	68.88	3.77
A+B	A-1901	Residential	57.89	5.84

JIGAR J. PARIKH
Dy.Engineer (Dev.Controller)
GUDA Lic No. GUDA/ENG/785/04/2005
GANDHINAGAR-382421
VALID UP TO

CARPET AREA STATEMENT

A+B	A-1902	Residential	81.84	3.64
A+B	A-1903	Residential	59.98	5.84
A+B	A-1904	Residential	59.98	5.84
A+B	A-1905	Residential	83.18	5.84
A+B	A-1906	Residential	55.65	5.84
A+B	A-1907	Residential	68.88	3.77
A+B	A-2001	Residential	57.89	5.84
A+B	A-2002	Residential	81.84	3.64
A+B	A-2003	Residential	59.98	5.84
A+B	A-2004	Residential	59.98	5.84
A+B	A-2005	Residential	83.18	5.84
A+B	A-2006	Residential	55.65	5.84
A+B	A-2007	Residential	68.88	3.77
A+B	A-2101	Residential	57.89	5.84
A+B	A-2102	Residential	81.84	3.64
A+B	A-2103	Residential	59.98	5.84
A+B	A-2104	Residential	59.98	5.84
A+B	A-2105	Residential	83.18	5.84
A+B	A-2106	Residential	55.65	5.84
A+B	A-2107	Residential	68.88	3.77
A+B	A-2301	Residential	57.89	5.84
A+B	A-2302	Residential	81.84	3.64
A+B	A-2303	Residential	59.98	5.84
A+B	A-2304	Residential	59.98	5.84
A+B	A-2305	Residential	83.18	5.84
A+B	A-2306	Residential	55.65	5.84
A+B	A-2307	Residential	68.88	3.77
A+B	A-2401	Residential	57.89	5.84
A+B	A-2402	Residential	81.84	3.64
A+B	A-2403	Residential	59.98	5.84
A+B	A-2404	Residential	59.98	5.84
A+B	A-2405	Residential	83.18	5.84

JIGAR I PARIKH
Civil Engineer
GANDHINAGAR-382421
VALID UP TO

CARPET AREA STATEMENT

A+B	A-2406	Residential	55.65	5.84
A+B	A-2407	Residential	68.88	3.77
A+B	A-2501	Residential	57.89	5.84
A+B	A-2502	Residential	81.84	3.64
A+B	A-2503	Residential	59.98	5.84
A+B	A-2504	Residential	59.98	5.84
A+B	A-2505	Residential	83.18	5.84
A+B	A-2506	Residential	55.65	5.84
A+B	A-2507	Residential	68.88	3.77
A+B	A-2601	Residential	57.89	5.84
A+B	A-2602	Residential	81.84	3.64
A+B	A-2603	Residential	59.98	5.84
A+B	A-2604	Residential	59.98	5.84
A+B	A-2605	Residential	83.18	5.84
A+B	A-2606	Residential	55.65	5.84
A+B	A-2607	Residential	68.88	3.77
A+B	A-2701	Residential	57.89	5.84
A+B	A-2702	Residential	81.84	3.64
A+B	A-2703	Residential	59.98	5.84
A+B	A-2704	Residential	59.98	5.84
A+B	A-2705	Residential	83.18	5.84
A+B	A-2706	Residential	55.65	5.84
A+B	A-2707	Residential	68.88	3.77
A+B	A-2801	Residential	57.89	5.84
A+B	A-2802	Residential	81.84	3.64
A+B	A-2803	Residential	59.98	5.84
A+B	A-2804	Residential	59.98	5.84
A+B	A-2805	Residential	83.18	5.84
A+B	A-2806	Residential	55.65	5.84
A+B	A-2807	Residential	68.88	3.77
A+B	A-2901	Residential	57.89	5.84
A+B	A-2902	Residential	148.41	3.65

JIGAR J PARIKH
Civil Engineer Civil Contractor
GANDHINAGAR-382421
VALID UP TO :

CARPET AREA STATEMENT

A+B	A-2903	Residential	59.98	5.84
A+B	A-2904	Residential	59.98	5.84
A+B	A-2905	Residential	149.17	5.84
A+B	A-2906	Residential	55.65	5.84
A+B	A-2907	Residential	68.88	3.77
A+B	A-3001	Residential	57.89	5.84
A+B	A-3003	Residential	59.98	5.84
A+B	A-3004	Residential	59.98	5.84
A+B	A-3006	Residential	55.65	5.84
A+B	A-3007	Residential	68.88	3.77
A+B	A-3101	Residential	57.89	5.84
A+B	A-3102	Residential	148.41	3.65
A+B	A-3103	Residential	59.98	5.84
A+B	A-3104	Residential	59.98	5.84
A+B	A-3105	Residential	149.17	5.84
A+B	A-3106	Residential	55.65	5.84
A+B	A-3107	Residential	68.88	3.77
A+B	A-3201	Residential	57.89	5.84
A+B	A-3203	Residential	59.98	5.84
A+B	A-3204	Residential	59.98	5.84
A+B	A-3206	Residential	55.65	5.84
A+B	A-3207	Residential	68.88	3.77
A+B	A-3301	Residential	57.89	5.84
A+B	A-3302	Residential	148.41	3.65
A+B	A-3303	Residential	59.98	5.84
A+B	A-3304	Residential	59.98	5.84
A+B	A-3305	Residential	149.17	5.84
A+B	A-3306	Residential	55.65	5.84
A+B	A-3307	Residential	68.88	3.77
A+B	A-3401	Residential	57.89	5.84
A+B	A-3403	Residential	59.98	5.84
A+B	A-3404	Residential	59.98	5.84

JIGAR J. PARIKH
Designer Collaborator
GHMC Lic No. [illegible]
GANDHINAGAR-382421
VALID UP TO

CARPET AREA STATEMENT

A+B	A-3406	Residential	55.65	5.84
A+B	A-3407	Residential	68.88	3.77
A+B	B-102	Residential	81.84	3.64
A+B	B-103	Residential	59.98	5.84
A+B	B-104	Residential	59.98	5.84
A+B	B-105	Residential	83.16	11.45
A+B	B-201	Residential	48.99	2.36
A+B	B-202	Residential	81.84	3.64
A+B	B-203	Residential	59.98	5.84
A+B	B-204	Residential	59.98	5.84
A+B	B-205	Residential	83.16	11.45
A+B	B-301	Residential	48.99	2.36
A+B	B-302	Residential	81.84	3.64
A+B	B-303	Residential	59.98	5.84
A+B	B-304	Residential	59.98	5.84
A+B	B-305	Residential	83.16	11.45
A+B	B-307	Residential	68.88	3.77
A+B	B-401	Residential	48.99	2.36
A+B	B-402	Residential	81.84	3.64
A+B	B-403	Residential	59.98	5.84
A+B	B-404	Residential	59.98	5.84
A+B	B-405	Residential	83.16	11.45
A+B	B-406	Residential	57.89	5.84
A+B	B-407	Residential	33.73	3.77
A+B	B-408	Residential	34	3.77
A+B	B-501	Residential	48.99	2.36
A+B	B-502	Residential	81.84	3.64
A+B	B-503	Residential	59.98	5.84
A+B	B-504	Residential	59.98	5.84
A+B	B-505	Residential	83.16	11.45
A+B	B-506	Residential	57.89	5.84
A+B	B-507	Residential	33.73	3.77

JIGAR J. PARIKH
Civil Engineer
GANDHINAGAR-382421

CARPET AREA STATEMENT

A+B	B-508	Residential	34	3.77
A+B	B-601	Residential	48.99	2.36
A+B	B-602	Residential	81.84	3.64
A+B	B-603	Residential	59.98	5.84
A+B	B-604	Residential	59.98	5.84
A+B	B-605	Residential	83.16	11.45
A+B	B-606	Residential	57.89	5.84
A+B	B-607	Residential	33.73	3.77
A+B	B-608	Residential	34	3.77
A+B	B-701	Residential	48.99	2.36
A+B	B-702	Residential	81.84	3.64
A+B	B-703	Residential	59.98	5.84
A+B	B-704	Residential	59.98	5.84
A+B	B-705	Residential	83.16	11.45
A+B	B-706	Residential	57.89	5.84
A+B	B-707	Residential	33.73	3.77
A+B	B-708	Residential	34	3.77
A+B	B-801	Residential	48.99	2.36
A+B	B-802	Residential	81.84	3.64
A+B	B-803	Residential	59.98	5.84
A+B	B-804	Residential	59.98	5.84
A+B	B-805	Residential	83.16	11.45
A+B	B-806	Residential	57.89	5.84
A+B	B-807	Residential	33.73	3.77
A+B	B-808	Residential	34	3.77
A+B	B-901	Residential	48.99	2.36
A+B	B-902	Residential	81.84	3.64
A+B	B-903	Residential	59.98	5.84
A+B	B-904	Residential	59.98	5.84
A+B	B-905	Residential	83.16	11.45
A+B	B-906	Residential	57.89	5.84
A+B	B-907	Residential	33.73	3.77

JIGAR J. PARIKH
GANDHINAGAR-382421
VALID UP TO

CARPET AREA STATEMENT

A+B	B-908	Residential	34	3.77
A+B	B-1001	Residential	48.99	2.36
A+B	B-1002	Residential	81.84	3.64
A+B	B-1003	Residential	59.98	5.84
A+B	B-1004	Residential	59.98	5.84
A+B	B-1005	Residential	83.16	11.45
A+B	B-1006	Residential	57.89	5.84
A+B	B-1007	Residential	33.73	3.77
A+B	B-1008	Residential	34	3.77
A+B	B-1101	Residential	48.99	2.36
A+B	B-1102	Residential	81.84	3.64
A+B	B-1103	Residential	59.98	5.84
A+B	B-1104	Residential	59.98	5.84
A+B	B-1105	Residential	83.16	11.45
A+B	B-1106	Residential	57.89	5.84
A+B	B-1107	Residential	33.73	3.77
A+B	B-1108	Residential	34	3.77
A+B	B-1201	Residential	48.99	2.36
A+B	B-1202	Residential	81.84	3.64
A+B	B-1203	Residential	59.98	5.84
A+B	B-1204	Residential	59.98	5.84
A+B	B-1205	Residential	83.16	11.45
A+B	B-1206	Residential	57.89	5.84
A+B	B-1207	Residential	33.73	3.77
A+B	B-1208	Residential	34	3.77
A+B	B-1301	Residential	48.99	2.36
A+B	B-1302	Residential	81.84	3.64
A+B	B-1303	Residential	59.98	5.84
A+B	B-1304	Residential	59.98	5.84
A+B	B-1305	Residential	83.16	11.45
A+B	B-1306	Residential	57.89	5.84
A+B	B-1307	Residential	33.73	3.77

JIGAR J. PARIKH
Collegium
Gujarat No. GUJ/96/ 01.04.2005
GANDHINAGAR-382421
VALID UP TO

CARPET AREA STATEMENT

A+B	B-1308	Residential	34	3.77
A+B	B-1401	Residential	48.99	2.36
A+B	B-1402	Residential	81.84	3.64
A+B	B-1403	Residential	59.98	5.84
A+B	B-1404	Residential	59.98	5.84
A+B	B-1405	Residential	83.16	11.45
A+B	B-1406	Residential	57.89	5.84
A+B	B-1407	Residential	33.73	3.77
A+B	B-1408	Residential	34	3.77
A+B	B-1501	Residential	48.99	2.36
A+B	B-1502	Residential	81.84	3.64
A+B	B-1503	Residential	59.98	5.84
A+B	B-1504	Residential	59.98	5.84
A+B	B-1505	Residential	83.16	11.45
A+B	B-1506	Residential	57.89	5.84
A+B	B-1507	Residential	33.73	3.77
A+B	B-1508	Residential	34	3.77
A+B	B-1601	Residential	48.99	2.36
A+B	B-1602	Residential	81.84	3.64
A+B	B-1603	Residential	59.98	5.84
A+B	B-1604	Residential	59.98	5.84
A+B	B-1605	Residential	83.16	11.45
A+B	B-1606	Residential	57.89	5.84
A+B	B-1607	Residential	68.88	3.77
A+B	B-1701	Residential	48.99	2.36
A+B	B-1702	Residential	81.84	3.64
A+B	B-1703	Residential	59.98	5.84
A+B	B-1704	Residential	59.98	5.84
A+B	B-1705	Residential	83.16	11.45
A+B	B-1706	Residential	57.89	5.84
A+B	B-1707	Residential	68.88	3.77
A+B	B-1801	Residential	48.99	2.36

JIGAR I. PARIKH
Civil Engineer
GDA Lic No. GDA ENG/185/94/2001
GANDHINAGAR-382421
VALID UP TO

CARPET AREA STATEMENT

A+B	B-1802	Residential	81.84	3.64
A+B	B-1803	Residential	59.98	5.84
A+B	B-1804	Residential	59.98	5.84
A+B	B-1805	Residential	83.16	11.45
A+B	B-1806	Residential	57.89	5.84
A+B	B-1807	Residential	68.88	3.77
A+B	B-1901	Residential	48.99	2.36
A+B	B-1902	Residential	81.84	3.64
A+B	B-1903	Residential	59.98	5.84
A+B	B-1904	Residential	59.98	5.84
A+B	B-1905	Residential	83.16	11.45
A+B	B-1906	Residential	57.89	5.84
A+B	B-1907	Residential	68.88	3.77
A+B	B-2001	Residential	48.99	2.36
A+B	B-2002	Residential	81.84	3.64
A+B	B-2003	Residential	59.98	5.84
A+B	B-2004	Residential	59.98	5.84
A+B	B-2005	Residential	83.16	11.45
A+B	B-2006	Residential	57.89	5.84
A+B	B-2007	Residential	68.88	3.77
A+B	B-2101	Residential	48.99	2.36
A+B	B-2102	Residential	81.84	3.64
A+B	B-2103	Residential	59.98	5.84
A+B	B-2104	Residential	59.98	5.84
A+B	B-2105	Residential	83.16	11.45
A+B	B-2106	Residential	57.89	5.84
A+B	B-2107	Residential	68.88	3.77
A+B	B-2301	Residential	48.99	2.36
A+B	B-2302	Residential	81.84	3.64
A+B	B-2303	Residential	59.98	5.84
A+B	B-2304	Residential	59.98	5.84
A+B	B-2305	Residential	83.16	11.45

JIGAR J. PARIKH
Civil Engineer
GANDHINAGAR-382421
VALID UP TO

CARPET AREA STATEMENT

A+B	B-2306	Residential	57.89	5.84
A+B	B-2307	Residential	68.88	3.77
A+B	B-2401	Residential	48.99	2.36
A+B	B-2402	Residential	81.84	3.64
A+B	B-2403	Residential	59.98	5.84
A+B	B-2404	Residential	59.98	5.84
A+B	B-2405	Residential	83.16	11.45
A+B	B-2406	Residential	57.89	5.84
A+B	B-2407	Residential	68.88	3.77
A+B	B-2501	Residential	48.99	2.36
A+B	B-2502	Residential	81.84	3.64
A+B	B-2503	Residential	59.98	5.84
A+B	B-2504	Residential	59.98	5.84
A+B	B-2505	Residential	83.16	11.45
A+B	B-2506	Residential	57.89	5.84
A+B	B-2507	Residential	68.88	3.77
A+B	B-2601	Residential	48.99	2.36
A+B	B-2602	Residential	81.84	3.64
A+B	B-2603	Residential	59.98	5.84
A+B	B-2604	Residential	59.98	5.84
A+B	B-2605	Residential	83.16	11.45
A+B	B-2606	Residential	57.89	5.84
A+B	B-2607	Residential	68.88	3.77
A+B	B-2701	Residential	48.99	2.36
A+B	B-2702	Residential	81.84	3.64
A+B	B-2703	Residential	59.98	5.84
A+B	B-2704	Residential	59.98	5.84
A+B	B-2705	Residential	83.16	11.45
A+B	B-2706	Residential	57.89	5.84
A+B	B-2707	Residential	68.88	3.77
A+B	B-2801	Residential	48.99	2.36
A+B	B-2802	Residential	81.84	3.64

JIGAR J. PARIKH
Civil Engineer
GANDHINAGAR-382421
VALID UP TO

CARPET AREA STATEMENT

A+B	B-2803	Residential	59.98	5.84
A+B	B-2804	Residential	59.98	5.84
A+B	B-2805	Residential	83.16	11.45
A+B	B-2806	Residential	57.89	5.84
A+B	B-2807	Residential	68.88	3.77
A+B	B-2901	Residential	48.99	2.36
A+B	B-2902	Residential	148.41	3.65
A+B	B-2903	Residential	59.98	5.84
A+B	B-2904	Residential	59.98	5.84
A+B	B-2905	Residential	149.78	17.06
A+B	B-2906	Residential	57.89	5.84
A+B	B-2907	Residential	68.88	3.77
A+B	B-3001	Residential	48.99	2.36
A+B	B-3003	Residential	59.98	5.84
A+B	B-3004	Residential	59.98	5.84
A+B	B-3006	Residential	57.89	5.84
A+B	B-3007	Residential	68.88	3.77
A+B	B-3101	Residential	48.99	2.36
A+B	B-3102	Residential	148.41	3.65
A+B	B-3103	Residential	59.98	5.84
A+B	B-3104	Residential	59.98	5.84
A+B	B-3105	Residential	149.78	17.06
A+B	B-3106	Residential	57.89	5.84
A+B	B-3107	Residential	68.88	3.77
A+B	B-3201	Residential	48.99	2.36
A+B	B-3203	Residential	59.98	5.84
A+B	B-3204	Residential	59.98	5.84
A+B	B-3206	Residential	57.89	5.84
A+B	B-3207	Residential	68.88	3.77
A+B	B-3301	Residential	48.99	2.36
A+B	B-3302	Residential	148.41	3.65
A+B	B-3303	Residential	59.98	5.84

JIGAR J. PARIKH
Civil Engineer
GIDC Lic. No. [illegible]
GANDHINAGAR-382421
VALID UP TO

CARPET AREA STATEMENT

A+B	B-3304	Residential	59.98	5.84
A+B	B-3305	Residential	149.78	17.06
A+B	B-3306	Residential	57.89	5.84
A+B	B-3307	Residential	68.88	3.77
A+B	B-3401	Residential	48.99	2.36
A+B	B-3403	Residential	59.98	5.84
A+B	B-3404	Residential	59.98	5.84
A+B	B-3406	Residential	57.89	5.84
A+B	B-3407	Residential	68.88	3.77
TOTAL CARPET (Sq. mtr.)			**31310.65**	

JIGAR J. PARIKH
Civil Engineer
GIDA Lic. No. GIDA/CIVIL/15/14
GANDHINAGAR-382421
VALID UP TO