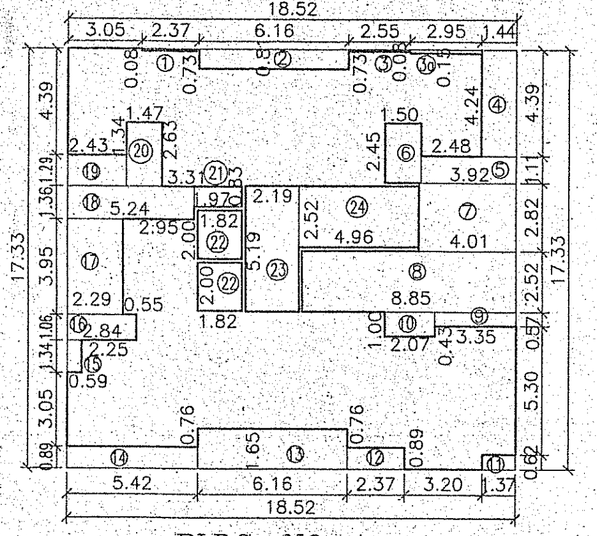

BLDG. NO-4

BUILT UP AREA LINE DIAGRAM &

CALCULATION FOR 1ST, 4TH, 7TH, 10TH & 13TH FLOOR PLAN

(SCALE 1:200)

RECTANGLE AREA = 18.52 X 17.33 X 1 = 320.95 Sqmt

DEDUCTIONS FOR

1)	2.37	X	0.08	X	1	=	00.18	13)	6.16	X	1.65	X	1	=	10.16
2)	6.16	X	0.81	X	1	=	04.99	14)	5.42	X	0.89	X	1	=	04.82
3)	2.55	X	0.08	X	1	=	00.20	15)	0.59	X	1.34	X	1	=	00.79
3a)	2.95	X	0.15	X	1	=	00.44	16)	2.84	X	1.06	X	1	=	03.01
4)	1.44	X	4.39	X	1	=	06.32	17)	2.29	X	3.95	X	1	=	09.05
5)	3.92	X	1.11	X	1	=	04.35	18)	5.24	X	1.36	X	1	=	07.13
6)	1.50	X	2.45	X	1	=	03.68	19)	2.43	X	1.29	X	1	=	03.13
7)	4.01	X	2.82	X	1	=	11.31	20)	1.47	X	2.63	X	1	=	03.87
8)	8.85	X	2.52	X	1	=	22.30	21)	1.97	X	0.83	X	1	=	01.64
9)	3.35	X	0.57	X	1	=	01.91	22)	1.82	X	2.00	X	2	=	07.28
10)	2.07	X	1.00	X	1	=	02.07	23)	2.19	X	5.19	X	1	=	11.37
11)	1.37	X	0.62	X	1	=	00.85	24)	4.96	X	2.52	X	1	=	12.50
12)	2.37	X	089	X	1	=	02.11								

TOTAL DEDUCTIONS = 135.46 sqmt

AREA A = 320.95 – 135.46 = 185.49 Sqmt

THUS PROPOSED B/UP AREA ON FIRST FLOOR = 185.49 Sqmt

FOURTH FLOOR
SAME AS ON FIRST FLOOR = 185.49 SQ.MT

SEVENTH FLOOR
SAME AS ON FOURTH FLOOR = 185.49 SQ.MT

TENTH FLOOR
SAME AS ON SEVENTH FLOOR = 185.49 SQ.MT

13TH FLOOR
SAME AS ON TENTH FLOOR = 185.49 SQ.MT

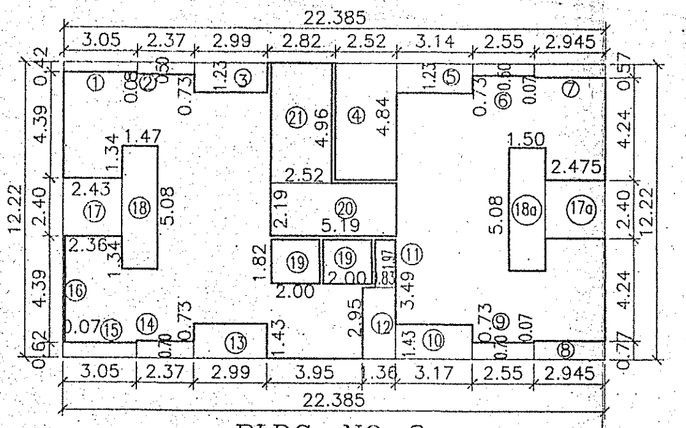

BLDG. NO-3

BUILT UP AREA LINE DIAGRAM &

CALCULATION FOR 1ST, 4TH, 7TH, 10TH & 13TH FLOOR PLAN

(SCALE 1:200)

RECTANGLE AREA = 22.385 X 12.22 X 1 = 273.54 Sqmt

DEDUCTIONS FOR

1)	3.05	X	0.42	X	1	=	01.28	13)	2.99	X	1.43	X	1	=	04.28
2)	2.37	X	0.50	X	1	=	01.19	14)	2.37	X	0.50	X	1	=	01.66
3)	2.99	X	1.23	X	1	=	03.68	15)	3.05	X	0.62	X	1	=	01.89
4)	2.52	X	4.84	X	1	=	12.20	16)	0.07	X	4.39	X	1	=	00.31
5)	3.14	X	1.23	X	1	=	03.86	17)	2.43	X	2.40	X	1	=	05.83
6)	2.55	X	0.50	X	1	=	01.28	17a)	2.475	X	2.40	X	1	=	05.94
7)	2.945	X	0.57	X	1	=	01.68	18)	1.47	X	5.08	X	1	=	07.47
8)	2.945	X	0.77	X	1	=	02.27	18a)	1.50	X	5.08	X	1	=	07.62
9)	2.55	X	0.70	X	1	=	01.79	19)	1.82	X	2.00	X	2	=	07.28
10)	3.17	X	1.43	X	1	=	04.53	20)	2.19	X	5.19	X	1	=	11.37
11)	0.83	X	1.97	X	1	=	01.64	21)	4.96	X	2.52	X	1	=	12.50
12)	1.36	X	2.95	X	1	=	04.01								

TOTAL DEDUCTIONS = 105.56 sqmt

AREA A = 273.54 – 105.56 = 167.98 Sqmt

THUS PROPOSED B/UP AREA ON FIRST FLOOR = 167.98 Sqmt

FOURTH FLOOR
SAME AS ON FIRST FLOOR = 167.98 SQ.MT

SEVENTH FLOOR
SAME AS ON FOURTH FLOOR = 167.98 SQ.MT

TENTH FLOOR
SAME AS ON SEVENTH FLOOR = 167.98 SQ.MT

13TH FLOOR
SAME AS ON TENTH FLOOR = 167.98 SQ.MT

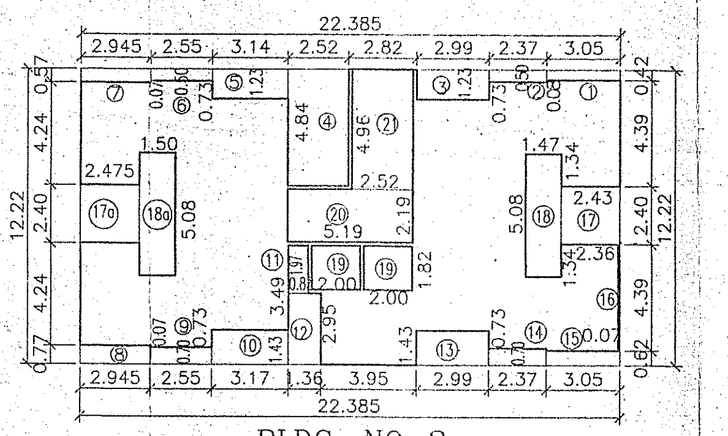

BLDG. NO-2

BUILT UP AREA LINE DIAGRAM &

CALCULATION FOR 1ST, 4TH, 7TH, 10TH & 13TH FLOOR PLAN

(SCALE 1:200)

RECTANGLE AREA = 22.385 X 12.22 X 1 = 273.54 Sqmt

DEDUCTIONS FOR

1)	3.05	X	0.42	X	1	=	01.28	13)	2.99	X	1.43	X	1	=	04.28
2)	2.37	X	0.50	X	1	=	01.19	14)	2.37	X	0.70	X	1	=	01.66
3)	2.99	X	1.23	X	1	=	03.68	15)	3.05	X	0.62	X	1	=	01.89
4)	2.52	X	4.84	X	1	=	12.20	16)	0.07	X	4.39	X	1	=	00.31
5)	3.14	X	1.23	X	1	=	03.86	17)	2.43	X	2.40	X	1	=	05.83
6)	2.55	X	0.50	X	1	=	01.28	17a)	2.475	X	2.40	X	1	=	05.94
7)	2.945	X	0.57	X	1	=	01.68	18)	1.47	X	5.08	X	1	=	07.47
8)	2.945	X	0.77	X	1	=	02.27	18a)	1.50	X	5.08	X	1	=	07.62
9)	2.55	X	0.70	X	1	=	01.79	19)	1.82	X	2.00	X	2	=	07.28
10)	3.17	X	1.43	X	1	=	04.53	20)	2.19	X	5.19	X	1	=	11.37
11)	0.83	X	1.97	X	1	=	01.64	21)	4.96	X	2.52	X	1	=	12.50
12)	1.36	X	2.95	X	1	=	04.01								

TOTAL DEDUCTIONS = 105.56 sqmt

AREA A = 273.54 – 105.56 = 167.98 Sqmt

THUS PROPOSED B/UP AREA ON FIRST FLOOR = 167.98 Sqmt

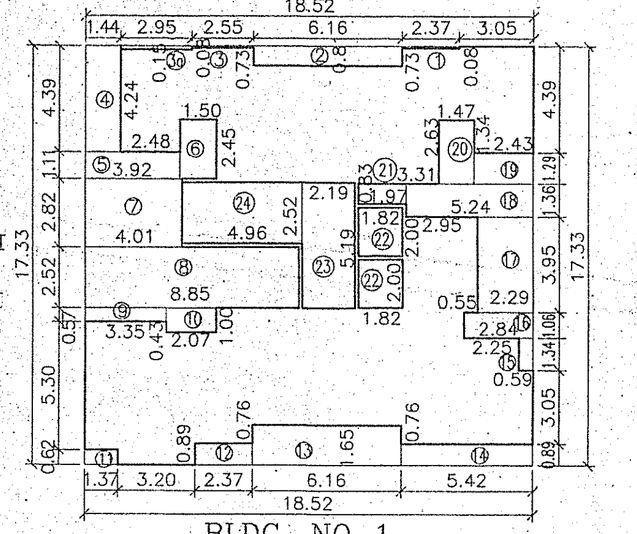

BLDG. NO-1

BUILT UP AREA LINE DIAGRAM &

CALCULATION FOR 1ST, 4TH, 7TH, 10TH & 13TH FLOOR PLAN

(SCALE 1:200)

RECTANGLE AREA = 18.52 X 17.33 X 1 = 320.95 Sqmt

DEDUCTIONS FOR

1)	2.37	X	0.08	X	1	=	00.18	13)	6.16	X	1.65	X	1	=	10.16
2)	6.16	X	0.81	X	1	=	04.99	14)	5.42	X	0.89	X	1	=	04.82
3)	2.55	X	0.08	X	1	=	00.20	15)	0.59	X	1.34	X	1	=	00.79
3a)	2.95	X	0.15	X	1	=	00.44	16)	2.84	X	1.06	X	1	=	03.01
4)	1.44	X	4.39	X	1	=	06.32	17)	2.29	X	3.95	X	1	=	09.05
5)	3.92	X	1.11	X	1	=	04.35	18)	5.24	X	1.36	X	1	=	07.13
6)	1.50	X	2.45	X	1	=	03.68	19)	2.43	X	1.29	X	1	=	03.13
7)	4.01	X	2.82	X	1	=	11.31	20)	1.47	X	2.63	X	1	=	03.87
8)	8.85	X	2.52	X	1	=	22.30	21)	1.97	X	0.83	X	1	=	01.64
9)	3.35	X	0.57	X	1	=	01.91	22)	1.82	X	2.00	X	2	=	07.28
10)	2.07	X	1.00	X	1	=	02.07	23)	2.19	X	5.19	X	1	=	11.37
11)	1.37	X	0.62	X	1	=	00.85	24)	4.96	X	2.52	X	1	=	12.50
12)	2.37	X	089	X	1	=	02.11								

TOTAL DEDUCTIONS = 135.46 sqmt

AREA A = 320.95 – 135.46 = 185.49 Sqmt

THUS PROPOSED B/UP AREA ON FIRST FLOOR = 185.49 Sqmt

FOURTH FLOOR
SAME AS ON FIRST FLOOR = 185.49 SQ.MT

SEVENTH FLOOR
SAME AS ON FOURTH FLOOR = 185.49 SQ.MT

TENTH FLOOR
SAME AS ON SEVENTH FLOOR = 185.49 SQ.MT

13TH FLOOR
SAME AS ON TENTH FLOOR = 185.49 SQ.MT

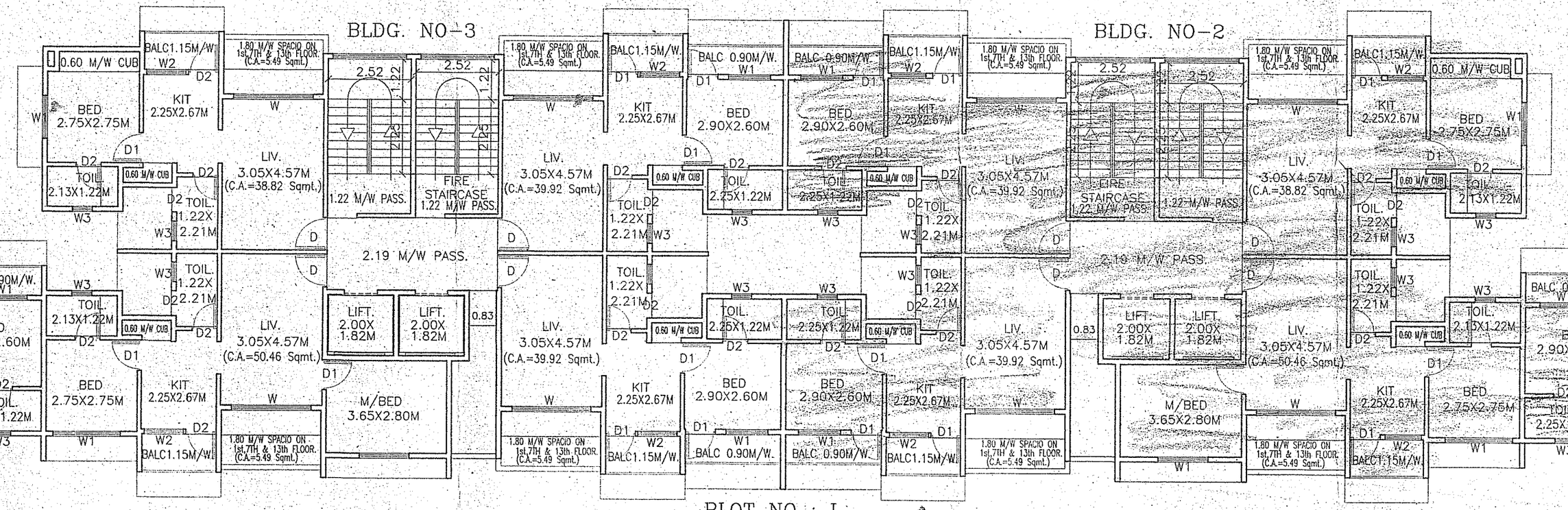

BLDG. NO-3

BLDG. NO-2

PLOT NO : I

TYPICAL FLOOR PLAN

1st,4th,7th,10th & ~~13TH FLOOR~~ PLAN

(SCALE:- 1:100)

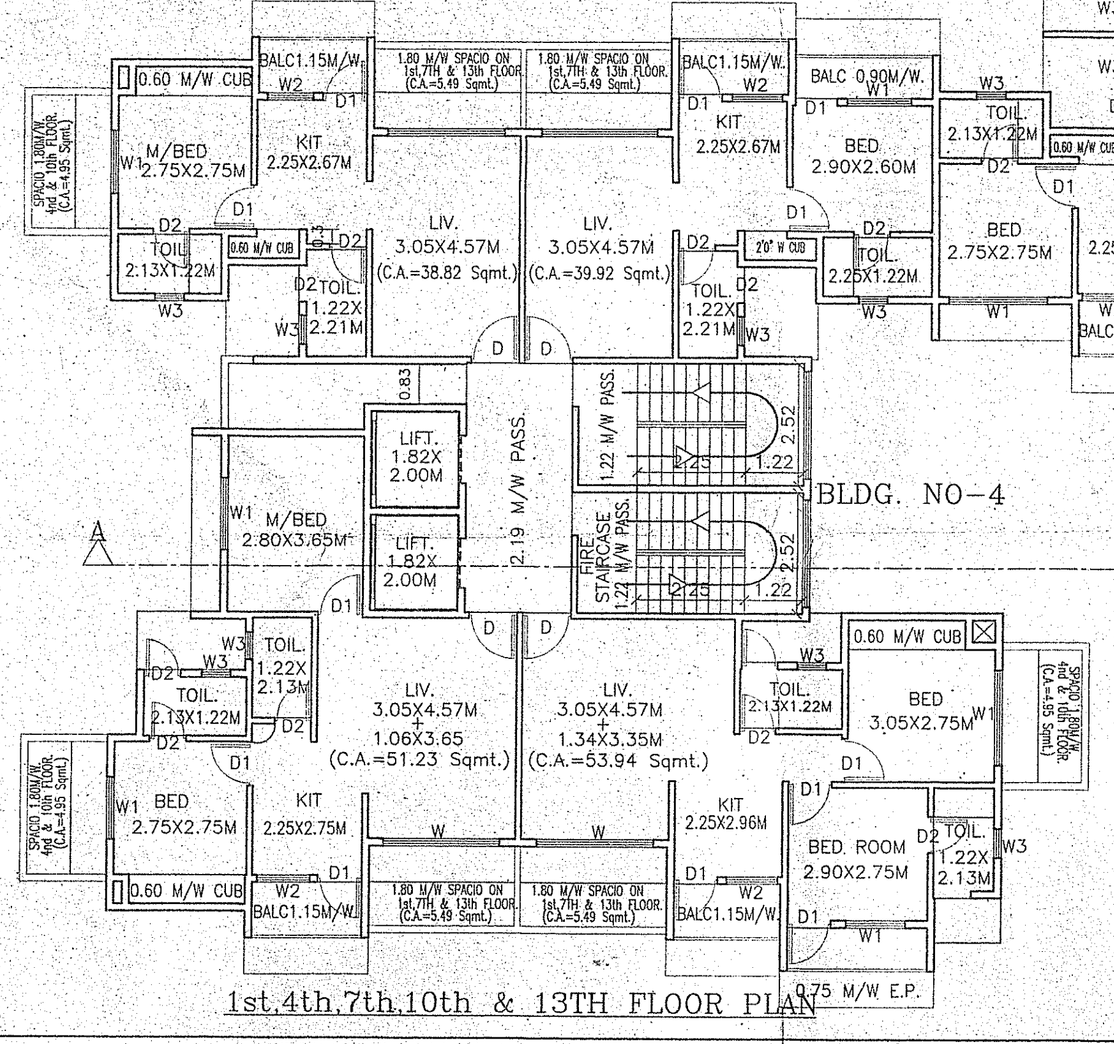

BLDG. NO-4

1st,4th,7th,10th & 13TH FLOOR PLAN

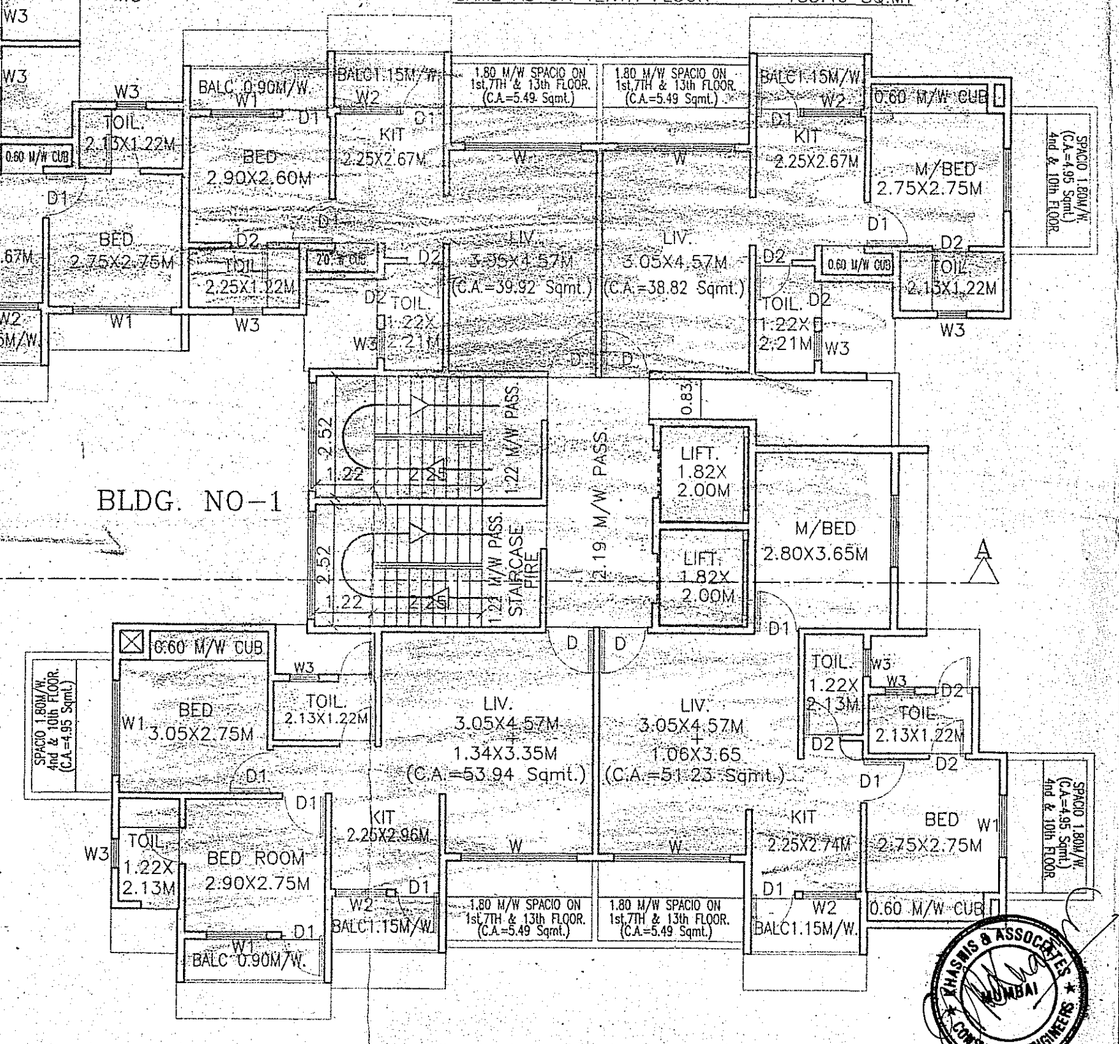

BLDG. NO-1

AMENDED PLAN | SHEET NO.-03/12

STAMP OF APPROVAL OF PLAN

बांधकाम नकाशा मंजूरी

रंगाने दुरुस्ती दाखविण्यामाणे व बांधकाम प्रारंभ

प्रमाणपत्र क्र. कडोंमपा / नरवि / बांप / कावि-क्षेवि / 2092-98/908/06

दिनांक 26/10/2006 पासून

दिलेला आहे.

KALYAN-DOMBIVLI MUNICIPAL CORPORATION

सहाय्यक संचालक

नगर रचना कल्याण-डोंबिवली महानगरपालिका, कल्याण

DOOR & WINDOW SCHEDULE

TYPE	SIZE IN MT	AREA	DESCRIPTION OF PARTICULERS
D1	1.00X2.13	2.13 S.MT	T.W.FRAMED FULLY PANELLED DOUBLE LEAF
D2	0.75X2.00	1.50 S.MT	T.W.FRAMED FULLY FLUSHED SINGLE LEAF
R.S	2.00X2.50	5.00 S.MT	ROLLING SHUTTER
	2.00X1.50	5.00 S.MT	T.W.FRAMED FULLY GLAZED THREE SHUTTERS
W1	0.60X1.00	0.60 S.MT	T.W.FRAME GLASS LOUVERS AT 45

NOTES

BOUNDARY OF PLOT SHOWN THICK BLACK.
PROPOSED WORK SHOWN IN RED FILLED.
DRANAGE LINE SHOWN IN RED DOTTED.
ALL EXTERNAL AND INTERNAL WALLS ARE 0.15 M.THK. AND 0.12 M. THK. CONCRETE BLOCK.
ALL TREAD AND RISERS ARE 0.25 M/W. AND 0.15 M/HT. RESPECTIVELY.

CONTENTS OF SHEET

FLOOR PLAN
1st, 4th, 7th,10th FLOOR PLAN
DOORS&WINDOWS SCHEDULE
SUMMARY
BALCONY AREA STATEMENT
AREA CALCULATION

STAMP OF DATE OF RECEIPT OF PLAN

REVISION	DESCRIPTION	DATE	SIGNATURE

DESCRIPTION OF PROPOSAL AND PROPERTY

PROPOSED RESIDENTIAL CUM LIBRARY BUILDING
ON PLOT BEARING S.NO. 52, H. NO:-7/1
AT-VILLAGE:-GAURIPADA , KALYAN WEST ,
TAL-KALYAN, DIST-THANE.

SECTOR -3 | WARD NO -E

NAME,ADDRESS & SIGNATURE OF OWNER OR P.A HOLDER

M/s AMRUT BUILDERS
Shri:- RAMESH AMRUTLAL MEHTA
Shri:- DEEPAK RAMESH MEHTA
1304, 13TH FLOOR,GIRNAR BUILDING, TADDEV ROAD,
MUMBAI 400034

DRG No :	SCALE	DESIGN BY :	CHKD BY :	DRAWN BY :
03 OF 12	AS STATED	R.C.MODAK.		

SIGNATURE OF ARCHITECT

NAME AND ADDRESS OF ARCHITECT

C.A.NO./84/8623.
RACHANA SHILP
ARCHITECT: R.C.MODAK.
(G.D. ARCH)
SREEJI ARCADE,FIRST FLOOR
ABOVE H.D.F.C BANK
PHADKE CROSS ROAD
DOMBIVLI (E)

RAMNIS & ASSOCIATES CONSULTING ENGINEER MUMBAI