TYPE - A

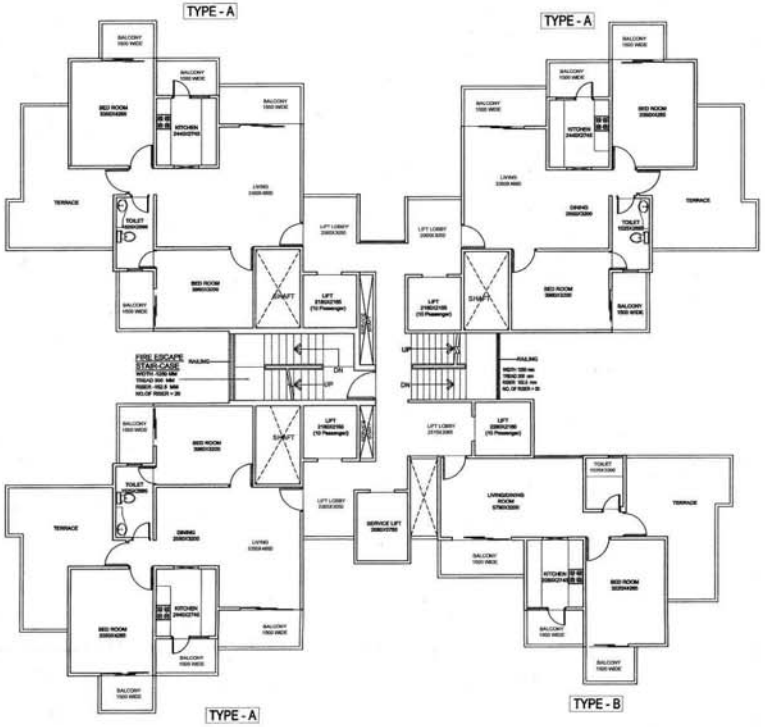

TYPE - A

TYPE - A

TYPE - B

COMMON AREA

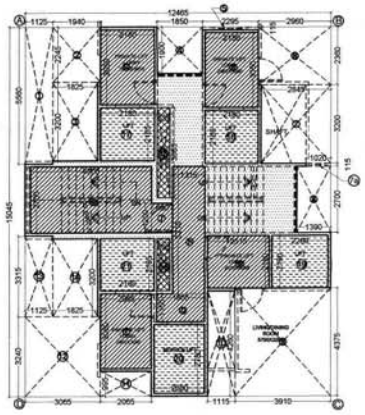

TYPE - A

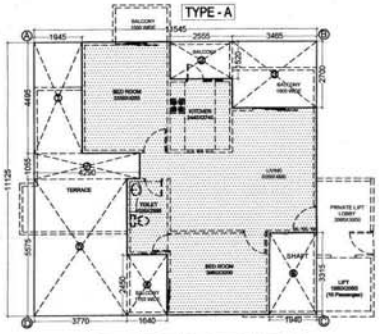

TYPE - B

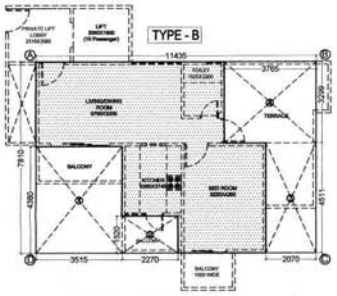

	TYPE -A	AREA CALCULATION		
S. NO.		SIZE		AREA
A	AREA OF ABCD = 11.545x11.125			128.438
B	AREA ..... DEDUCTION			
1	1.945	x	4.495	8.743
2	2.555	x	1.520	3.884
3	3.465	x	2.700	9.356
4	1.640	x	2.450	4.018
5	3.770	x	5.575	21.018
6	1.940	x	3.315	6.431
7	4.29	x	1.055	4.526
		TOTAL		57.975
	AREA..... A - B			70.463

	TYPE -B	AREA CALCULATION		
S. NO.		SIZE		AREA
A	AREA OF ABCD = 11.435x7.810			89.307
B	AREA ..... DEDUCTION			
1	3.515	x	4.380	15.396
2	2.270	x	1.520	3.450
3	2.070	x	4.511	9.338
4	3.765	x	3.295	12.421
		TOTAL		40.605
	AREA..... A - B			48.703

	COMMON AREA			
S. NO.		SIZE		AREA
A	AREA OF ABCD = 12.465X15.045			187.536
B	AREA ..... DEDUCTION			
1	1.125	x	5.560	6.255
2	1.940	x	2.245	4.355
3	1.825	x	3.200	5.840
4	1.850	x	1.900	3.515
5	2.295	x	0.115	0.264
6	2.960	x	2.360	6.986
7	2.845	x	3.200	9.104
7a	1.020	x	0.115	0.117
8	1.390	x	2.700	3.753
9	3.910	x	4.375	17.106
10	1.115	x	4.260	4.750
11	2.065	x	0.995	2.055
12	3.065	x	3.240	9.931
13	1.125	x	3.315	3.729
14	1.825	x	3.200	5.840
15	0.535	x	3.665	1.961
16	0.535	x	2.165	1.158
17	2.180	x	2.165	4.720
18	2.180	x	2.165	4.720
19	2.280	x	2.180	4.970
20	2.080	x	2.780	5.782
21	2.180	x	2.165	4.720
c	2.180	x	3.050	6.649
d	2.180	x	3.050	6.649
e	2.515	x	2.180	5.483
f	2.065	x	3.050	6.298
g	1.965	x	1.150	2.260
h	1.315	x	5.210	6.851
j	0.880	x	1.200	1.056
k	4.900	x	2.700	13.230
		TOTAL		160.107
	AREA..... A - B			27.429

LEGEND

- CUPBOARD
- CUT OUT
- 15% ADDITIONAL
- FAR AREA
- FREE FROM FAR

SUBMISSION DRAWINGS FOR PROPOSED GROUP HOUSING ON PLOT NO GH-01/D, SECTOR NO - 107 AT NOIDA DISTT. GAUTAMBUDH NAGAR (U.P.)

OWNER

PEBBLES PROLEASE PVT. LTD.

ARCHITECT

NATIONAL ARCHITECT & ENGINEERS
14, OLD NAVYUG MARKET , GHAZIABAD, PHONE-0120-2700097

DRAWING TITLE	BUILDING TYPE	DRAWING NO.
TYPICAL FLOOR PLAN	L & S	18
NORTH		SCALE 1:100

ARCH. SEAL & SIG.

R. C. Jain
B.Arch. (Hons)
Reg. CA/92/15879
National Architect & Engineers

OWNERS SIG.

For Pebbles Prolease Pvt. Ltd.

Auth. Sign

TOWER - L & S

DRAWING NO. 18

TYPICAL FLOOR PLAN

15th to 22nd FLOOR

S.NO.	TYPE OF FLAT	AREA PER FLAT	NO. OF FLAT	FAR AREA
1.	TYPE - A	70.46	3	[illegible]
2.	TYPE - B	48.70	1	[illegible]
3.	COMMON AREA	27.43	1	27.43
	TOTAL-A			[illegible]

15 % ADDITIONAL FAR TOWER -

S. NO.		SIZE		AREA
c	2.180	x	3.050	6.649
d	2.180	x	3.050	6.649
e	2.515	x	2.180	5.483
f	2.065	x	3.050	6.298
g	1.965	x	1.150	2.260
h	1.315	x	5.210	6.851
j	0.880	x	1.200	1.056
k	4.900	x	2.700	13.230
		TOTAL		48.476

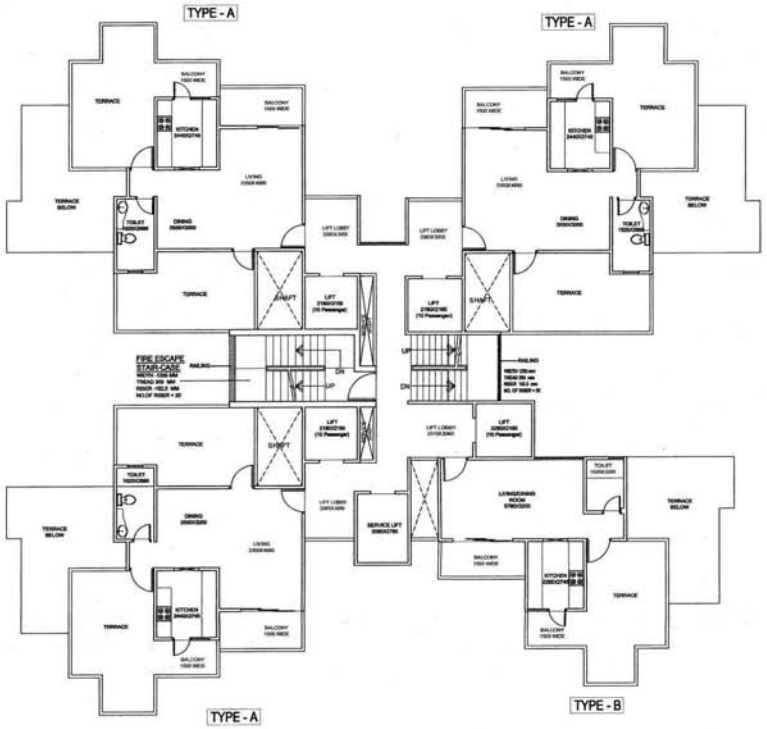

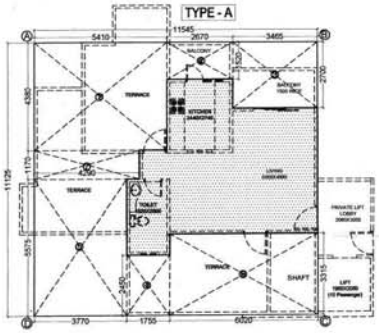

	TYPE - A	AREA CALCULATION		
S. NO.		SIZE		AREA
A	AREA OF ABCD = 11.545x11.125			128.438
B	AREA .....DEDUCTION			
	1	5.410	x	4.380	23.696
	2	2.670	x	1.520	4.058
	3	3.465	x	2.700	9.356
	4	1.755	x	2.450	4.300
	5	3.770	x	5.575	21.018
	6	6.020	x	3.315	19.956
	7	4.29	x	1.170	5.019
		TOTAL			87.403
	AREA.....A - B				41.035

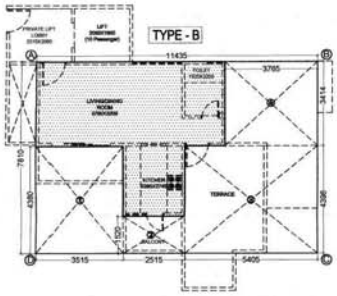

	TYPE - B	AREA CALCULATION		
S. NO.		SIZE		AREA
A	AREA OF ABCD = 11.435x7.810			89.307
B	AREA .....DEDUCTION			
	1	3.515	x	4.380	15.396
	2	2.515	x	1.520	3.823
	3	5.405	x	4.356	23.760
	4	3.765	x	3.414	12.854
		TOTAL			55.833
	AREA.....A - B				33.475

SCHEDULE OF OPENING

SL.NO.	TYPE	Material	SIZE	SILL LVL	LINTEL LVL	REMARK
1	D	WOODEN	1.22 x 2.55	0.0	2.55	DOOR
2	D1	WOODEN	1.00 x 2.10	0.0	2.10	DOOR
3	D2	WOODEN	0.75 x 2.10	0.0	2.10	DOOR
4	DW	U.P.V.C	0.75+0.600 x 2.10	0.0	2.55	DOOR/WINDOW
5	D	U.P.V.C	2.10 x 2.55	0.0	2.55	DOOR
6	SD1	U.P.V.C	1.80 x 2.55	0.0	2.55	DOOR
7	SD2	U.P.V.C	1.60 x 2.55	0.0	2.55	DOOR
8	SD3	U.P.V.C	1.40 x 2.55	0.0	2.55	DOOR
9	SW	U.P.V.C	1.90 x 1.95	0.600	2.55	SAT WINDOW
10	SW1	U.P.V.C	1.80 x 1.95	0.600	2.55	SAT WINDOW
11	V	U.P.V.C	0.40x0.75	1.80	2.55	VENTILATOR
12	W	WOODEN	1.50 x 1.20	0.900	2.10	WINDOW
13	W1	WOODEN	1.75x 1.05	1.05	2.10	WINDOW

COMMON AREA

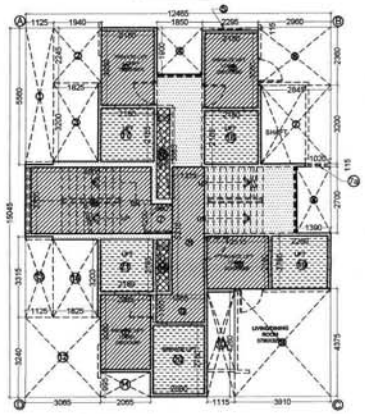

	COMMON AREA			
S. NO.		SIZE		AREA
A	AREA OF ABCD = 12.465X15.045			187.536
B	AREA .....DEDUCTION			
	1	1.125	x	5.560	6.255
	2	1.940	x	2.245	4.355
	3	1.825	x	3.200	5.840
	4	1.850	x	1.900	3.515
	5	2.295	x	0.115	0.264
	6	2.960	x	2.360	6.986
	7	2.845	x	3.200	9.104
	7a	1.020	x	0.115	0.117
	8	1.390	x	2.700	3.753
	9	3.910	x	4.375	17.106
	10	1.115	x	4.260	4.750
	11	2.065	x	0.995	2.055
	12	3.065	x	3.240	9.931
	13	1.125	x	3.315	3.729
	14	1.825	x	3.200	5.840
	15	0.535	x	3.665	1.961
	16	0.535	x	2.165	1.158
	17	2.180	x	2.165	4.720
	18	2.180	x	2.165	4.720
	19	2.280	x	2.180	4.970
	20	2.080	x	2.780	5.782
	21	2.180	x	2.165	4.720
	c	2.180	x	3.050	6.649
	d	2.180	x	3.050	6.649
	e	2.515	x	2.180	5.483
	f	2.065	x	3.050	6.298
	g	1.965	x	1.150	2.260
	h	1.315	x	5.210	6.851
	j	0.880	x	1.200	1.056
	k	4.900	x	2.700	13.230
		TOTAL			160.107
	AREA.....A - B				27.429

TOWER - L & S

DRAWING NO. 19

TYPICAL FLOOR PLAN

L - 23rd to 26th FLOOR

S - 23rd to 25th FLOOR

Map for proposed Building ... per Bye Laws Submitted for approval

STATEMENT TOWER - L & S

SL.NO.	[illegible]			FAR AREA
1.	[illegible]	[illegible]	[illegible]	123.09
2.	[illegible]	33.47		33.47
3.	COMMON AREA	27.42	1	27.42
	TOTAL-A			183.98

15 % ADDITIONAL FAR TOWER -

S. NO.		SIZE		AREA
c	2.180	x	3.050	6.649
d	2.180	x	3.050	6.649
e	2.515	x	2.180	5.483
f	2.065	x	3.050	6.298
g	1.965	x	1.150	2.260
h	1.315	x	5.210	6.851
j	0.880	x	1.200	1.056
k	4.900	x	2.700	13.230
		TOTAL		48.476

LEGEND

- CUPBOARD
- CUT OUT
- 15% ADDITIONAL
- FAR AREA
- FREE FROM FAR

SUBMISSION DRAWINGS FOR PROPOSED GROUP HOUSING ON PLOT NO GH-01/D, SECTOR NO - 107 AT NOIDA DISTT. GAUTAMBUDH NAGAR (U.P.)

OWNER

PEBBLES PROLEASE PVT. LTD.

ARCHITECT

NATIONAL ARCHITECT & ENGINEERS
14, OLD NAVYUG MARKET , GHAZIABAD, PHONE-0120-2790097

DRAWING TITLE	BUILDING TYPE	DRAWING NO.
TYPICAL FLOOR PLAN	L & S	19
NORTH		SCALE 1:100

ARCH. SEAL & SIG.

R. C. Jain
B.Arch. (Hons)
M.Sc. EA/02/15279
National Architect & Engineers
14 Old Navyug Market
GH-01/D, NOIDA-201301

OWNERS SIG.

For Pebbles Prolease Pvt. Ltd.

Auth. Signatory

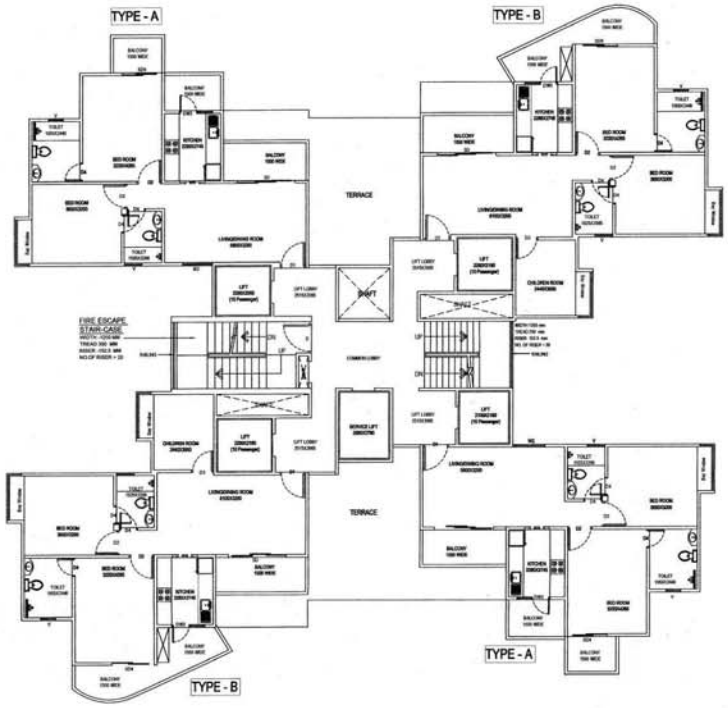

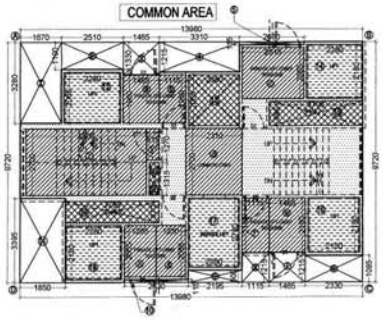

SCHEDULE OF OPENING							
SL.NO.	TYPE	MATERIAL	SIZE	SILL LVL	LINTEL LVL		REMARK
1.	D1	WOODEN	1.22 x 2.55	0.0	2.55		DOOR
2.	D1	WOODEN	1.00 x 2.10	0.0	2.10		DOOR
3.	D2	WOODEN	0.75 x 2.10	0.0	2.10		DOOR
4.	DW	U.P.V.C	0.75+0.600 x 2.10	0.0	2.55		DOOR/WINDOW
5.	D3	U.P.V.C	2.10 x 2.55	0.0	2.55		DOOR
6.	D3	U.P.V.C	1.80 x 2.55	0.0	2.55		DOOR
7.	D3'	U.P.V.C	1.60 x 2.55	0.0	2.55		DOOR
8.	D3	U.P.V.C	1.40 x 2.55	0.0	2.55		DOOR
9.	DW	U.P.V.C	1.00 x 1.85	0.600	2.55		BAY WINDOW
10.	DW1	U.P.V.C	1.80 x 1.85	0.600	2.55		BAY WINDOW
11.	V	U.P.V.C	0.60x0.75	1.80	2.55		VENTILATER

	COMMON AREA (TYPICAL FLOOR)			
S. NO.		SIZE		AREA
A	AREA OF ABCD = 13.980X9.720			135.89
B	AREA ..... DEDUCTION			
1	1.67	x	3.28	5.48
2	2.51	x	1.10	2.76
3	1.47	x	1.33	1.95
4	3.31	x	1.22	4.02
5	2.63	x	0.12	0.30
6	2.33	x	1.09	2.53
7	1.47	x	1.33	1.95
8	1.12	x	1.22	1.35
9	2.20	x	0.50	1.10
10	2.63	x	0.12	0.30
11	1.85	x	3.40	6.28
12	2.28	x	2.07	4.71
13	2.08	x	2.07	4.30
14	2.28	x	2.18	4.97
15	3.80	x	0.99	3.74
16	2.10	x	2.18	4.58
17	2.08	x	2.78	5.78
18	2.28	x	2.18	4.97
19	3.80	x	0.87	3.30
20	0.40	x	1.32	0.53
a	1.47	x	1.95	2.86
b	1.12	x	1.95	2.17
c	2.52	x	2.07	5.19
d	2.31	x	2.70	6.24
e	1.47	x	2.07	3.03
f	1.12	x	2.18	2.43
g	1.23	x	2.07	2.54
h	1.29	x	2.07	2.65
j	4.90	x	2.70	13.23
k	0.52	x	1.27	0.65
		TOTAL		105.89
	AREA ..... A - B			30.00

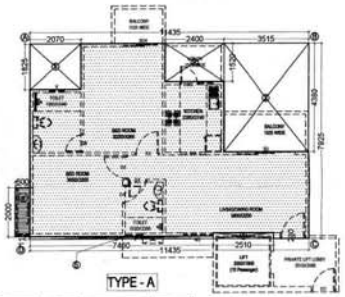

	TYPE -A	AREA CALCULATION		
S. NO.		SIZE		AREA
A	AREA OF ABCD = 11.435X7.925			90.62
B	AREA ..... DEDUCTION			
1	2.07	x	1.83	3.78
2	2.40	x	1.52	3.65
3	3.52	x	4.38	15.40
4	2.51	x	0.23	0.58
5	7.46	x	0.12	0.86
		TOTAL		24.26
	AREA ..... A - B			66.37

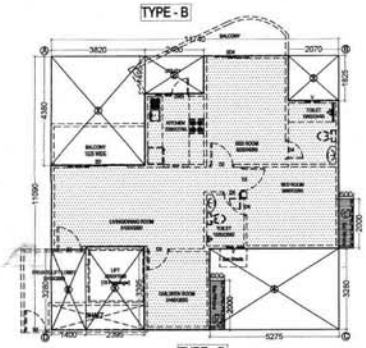

	TYPE -B	AREA CALCULATION		
S. NO.		SIZE		AREA
A	AREA OF ABCD = 11.740X11.090			130.20
B	AREA ..... DEDUCTION			
1	3.82	x	4.38	16.73
2	2.40	x	1.50	3.59
3	2.07	x	1.83	3.78
4	5.28	x	3.31	17.43
5	2.40	x	3.40	8.13
6	1.40	x	3.28	4.59
		TOTAL		54.25
	AREA ..... A - B			75.94

TOWER - M,N & R

DRAWING NO. (24)

TYPICAL FLOOR PLAN

1st to 14th FLOOR

AREA STATEMENT TOWER - M, N & R

S.NO.	TYPE OF FLAT	AREA PER FLAT	NO. OF FLAT	FAR AREA
1	TYPE - A	90.62	2	181.24
1	TYPE - B	75.97	2	151.94
2	COMMON AREA	30.00	1	30.00
	TOTAL			363.18

	15 % ADDITIONAL FAR TOWER -			
a	1.47	x	1.95	2.86
b	1.12	x	1.95	2.17
c	2.52	x	2.07	5.19
d	2.31	x	2.70	6.24
e	1.47	x	2.07	3.03
f	1.12	x	2.18	2.43
g	1.23	x	2.07	2.54
h	1.29	x	2.07	2.65
j	4.90	x	2.70	13.23
k	0.52	x	1.27	0.65
a'	0.60	x 2.00	2	2.40
b'	0.60	x 2.00	2	2.40
c'	0.60	x 2.00	2	2.40
		TOTAL		48.19

LEGEND

- CUPBOARD
- CUT OUT
- 15% ADDITIONAL
- FAR AREA
- FREE FROM FAR

SUBMISSION DRAWINGS FOR PROPOSED GROUP HOUSING ON PLOT NO GH-01/D, SECTOR NO - 107 AT NOIDA DISTT. GAUTAMBUDH NAGAR (U.P.)

OWNER

PEBBLES PROLEASE PVT. LTD.

ARCHITECT

NATIONAL ARCHITECT & ENGINEERS

14, OLD NAVYUG MARKET , GHAZIABAD, PHONE-0120-2700000

DRAWING TITLE	BUILDING TYPE	DRAWING NO.
TYPICAL FLOOR PLAN	M,N & R	(24)
NORTH		SCALE 1:100

ARCH. SEAL & SIG.

R. C. Jain
B.Arch. (Hons)
Reg. No. CA/92/13279
National Architect & Engineers
14 Old Navyug Market
GHAZIABAD-201001

OWNERS SIG.

For Pebbles Prolease Pvt. Ltd.

Auth. Sign./Director

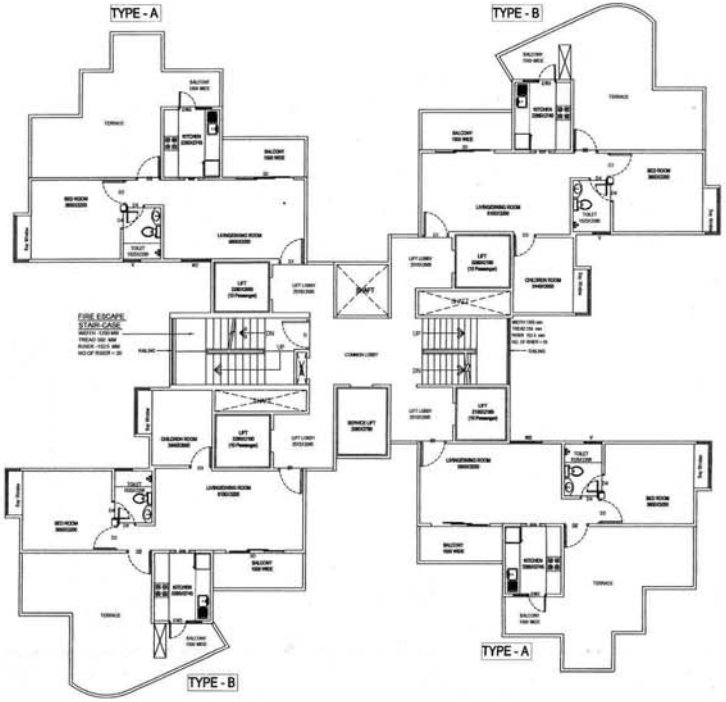

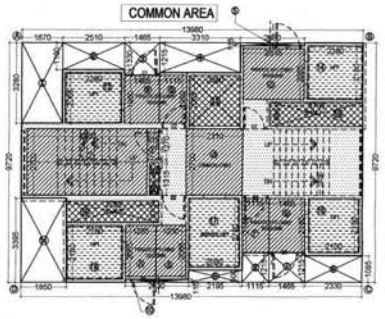

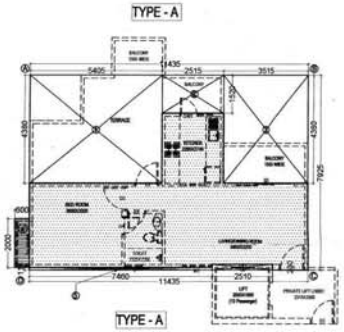

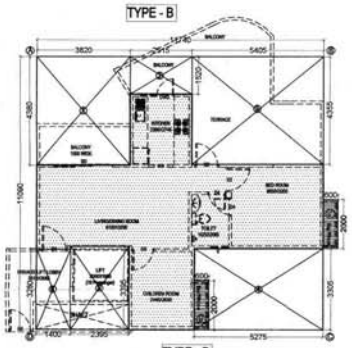

	TYPE -A	AREA CALCULATION		
S. NO.		SIZE		AREA
A	AREA OF ABCD = 11.435X7.925			90.62
B	AREA ..... DEDUCTION			
1	5.41	x	4.38	23.67
2	2.40	x	1.52	3.65
3	3.52	x	4.38	15.40
4	2.51	x	0.23	0.58
5	7.46	x	0.12	0.86
		TOTAL		44.15
	AREA.....A - B			46.47

	TYPE -B	AREA CALCULATION		
S. NO.		SIZE		AREA
A	AREA OF ABCD = 11.740X11.090			130.20
B	AREA ..... DEDUCTION			
1	3.82	x	4.38	16.73
2	2.52	x	1.52	3.82
3	5.41	x	4.36	23.54
4	5.28	x	3.31	17.43
5	2.40	x	3.40	8.13
6	1.40	x	3.28	4.59
		TOTAL		74.25
	AREA.....A - B			55.95

SCHEDULE OF OPENING

SL.NO.	TYPE	MATERIAL	SIZE	SILL LVL	LINTEL LVL	REMARK
1.	D	WOODEN	1.22 x 2.55	0.0	2.55	DOOR
2.	D1	WOODEN	1.00 x 2.10	0.0	2.10	DOOR
3.	D2	WOODEN	0.75 x 2.10	0.0	2.10	DOOR
4.	DW	U.P.V.C	0.75+0.600 x 2.10	0.0	2.55	DOOR/WINDOW
5.	SD	U.P.V.C	2.10 x 2.55	0.0	2.55	DOOR
6.	SD1	U.P.V.C	1.80 x 2.55	0.0	2.55	DOOR
7.	SD2	U.P.V.C	1.60 x 2.55	0.0	2.55	DOOR
8.	SD3	U.P.V.C	1.40 x 2.55	0.0	2.55	DOOR
9.	BW	U.P.V.C	1.50 x 1.35	0.600	2.55	BAY WINDOW
10.	BW1	U.P.V.C	1.80 x 1.85	0.600	2.55	BAY WINDOW
11.	V	U.P.V.C	0.60x0.75	1.80	2.55	VENTILATOR

	COMMON AREA (TYPICAL FLOOR)			
S. NO.		SIZE		AREA
A	AREA OF ABCD = 13.980X9.720			135.89
B	AREA ..... DEDUCTION			
1	1.67	x	3.28	5.48
2	2.51	x	1.10	2.76
3	1.47	x	1.33	1.95
4	3.31	x	1.22	4.02
5	2.63	x	0.12	0.30
6	2.33	x	1.09	2.53
7	1.47	x	1.33	1.95
8	1.12	x	1.22	1.35
9	2.20	x	0.50	1.10
10	2.63	x	0.12	0.30
11	1.85	x	3.40	6.28
12	2.28	x	2.07	4.71
13	2.08	x	2.07	4.30
14	2.28	x	2.18	4.97
15	3.80	x	0.99	3.74
16	2.10	x	2.18	4.58
17	2.08	x	2.78	5.78
18	2.28	x	2.18	4.97
19	3.80	x	0.87	3.30
20	0.40	x	1.32	0.53
a	1.47	x	1.95	2.86
b	1.12	x	1.95	2.17
c	2.52	x	2.07	5.19
d	2.31	x	2.70	6.24
e	1.47	x	2.07	3.03
f	1.12	x	2.18	2.43
g	1.23	x	2.07	2.54
h	1.29	x	2.07	2.65
j	4.90	x	2.70	13.23
k	0.52	x	1.27	0.65
		TOTAL		105.89
	AREA.....A - B			30.00

DRAWING NO. 25

TOWER -M,N & R

TYPICAL FLOOR PLAN

15th to 22nd FLOOR

Map for proposed Building is as per Bye Laws. Submitted for approval.

Arch. Architect

AREA STATEMENT TOWER - M, N & R

S.NO.	TYPE OF FLAT	AREA PER FLAT	NO. OF FLAT
1	TYPE - A	46.47	2
2	TYPE - B	55.95	2
3	COMMON AREA	30.00	1
	TOTAL		

	15 % ADDITIONAL FAR TOWER -			
a	1.47	x	1.95	2.86
b	1.12	x	1.95	2.17
c	2.52	x	2.07	5.19
d	2.31	x	2.70	6.24
e	1.47	x	2.07	3.03
f	1.12	x	2.18	2.43
g	1.23	x	2.07	2.54
h	1.29	x	2.07	2.65
j	4.90	x	2.70	13.23
k	0.52	x	1.27	0.65
a'	0.60	x 2.00	2	2.40
b'	0.60	x 2.00	2	2.40
c'	0.60	x 2.00	2	2.40
		TOTAL		48.19

LEGEND

- CUPBOARD
- CUT OUT
- 15% ADDITIONAL
- FAR AREA
- FREE FROM FAR

SUBMISSION DRAWINGS FOR PROPOSED GROUP HOUSING ON PLOT NO GH-01/D, SECTOR NO - 107 AT NOIDA DISTT. GAUTAMBUDH NAGAR (U.P.)

OWNER
PEBBLES PROLEASE PVT. LTD.

ARCHITECT
NATIONAL ARCHITECT & ENGINEERS
14, OLD NAYYUG MARKET , GHAZIABAD, PHONE-0120-2790087

DRAWING TITLE	BUILDING TYPE	DRAWING NO.
TYPICAL FLOOR PLAN	M,N & R	25
NORTH		SCALE 1:100

ARCH. SEAL & SIG.
R. C. Jain
Arch. (Ret)
Reg. CA/92/15179
National Architect & Engineers
14 Old Nayyug Market
GH-02/A & D-201001

OWNERS SIG.
For Pebbles Prolease Pvt. Ltd.
Auth. Sign.

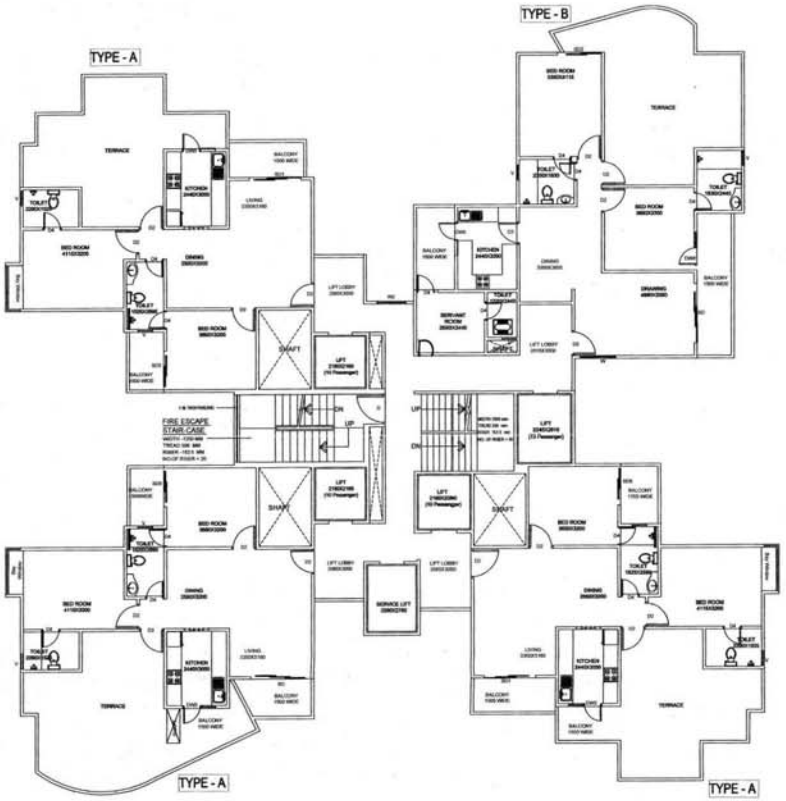

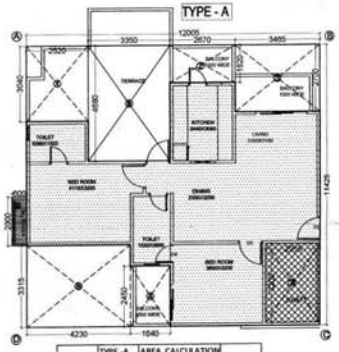

S. NO.	TYPE -A	AREA CALCULATION		
		SIZE		AREA
	A	AREA OF ABCD = 12.005X11.425		137.15
	B	AREA ____DEDUCTION		
	1	2.52 x	3.04	7.66
	2	2.67 x	1.52	4.06
	3	3.465 x	2.7	9.36
	4	1.64 x	2.45	4.02
	5	4.23 x	3.315	14.02
	6	3.35 x	4.68	15.68
	7	2.255 x	3.2	7.22
		TOTAL		62.03
		AREA_____(A - B)		75.14

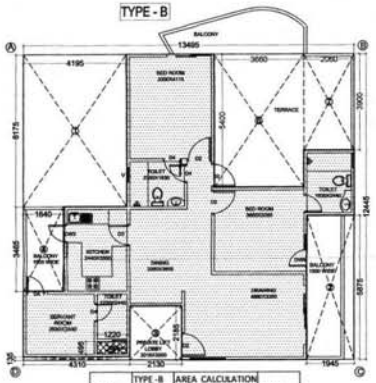

S. NO.	TYPE -B	AREA CALCULATION		
		SIZE		AREA
	A	AREA OF ABCD = 13.495X12.445		167.94
	B	AREA ____DEDUCTION		
	1	4.195 x	6.175	25.90
	2	1.945 x	5.875	11.43
	3	2.13 x	2.185	4.65
	4	1.64 x	3.465	5.68
	5	1.22 x	0.495	0.60
	6	3.66 x	5.4	19.76
	7	2.06 x	3.9	8.03
		TOTAL		76.07
		AREA_____(A - B)		91.87

SCHEDULE OF OPENING							
SL NO.	TYPE	Material	SIZE	SILL LVL.	LINTEL LVL.		REMARK
1	D	WOODEN	1.22 x 2.55	0.0	2.55		DOOR
2	D1	WOODEN	1.00 x 2.10	0.0	2.10		DOOR
3	D2	WOODEN	0.75 x 2.10	0.0	2.10		DOOR
4	DW	U.P.V.C.	0.75+0.800 x 2.10	0.0	2.55		DOOR/WINDOW
5	SD	U.P.V.C.	2.13 x 3.55	0.0	3.55		DOOR
6	SD1	U.P.V.C.	1.80 x 3.55	0.0	3.55		DOOR
7	SD2	U.P.V.C.	1.60 x 3.55	0.0	3.55		DOOR
8	SD3	U.P.V.C.	1.40 x 3.55	0.0	3.55		DOOR
9	SW	U.P.V.C.	1.30 x 1.95	0.800	2.75		SKY WINDOW
10	SW1	U.P.V.C.	1.80 x 1.95	0.800	2.75		SKY WINDOW
11	V	U.P.V.C.	0.6045.75	1.40	2.55		VENTILATOR
12	W	WOODEN	1.50 x 1.20	0.900	2.10		WINDOW
13	W1	WOODEN	1.25x 1.05	1.05	2.10		WINDOW

COMMON AREA

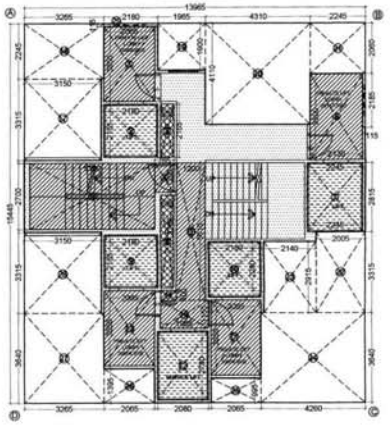

S. NO.	COMMON AREA	SIZE		AREA
	A	AREA OF ABCD = 13.96X15.445		215.68
	B	AREA ____DEDUCTION		
	1	2.065 x	3.05	6.30
	2	2.18 x	2.165	4.72
	3	0.535 x	2.165	1.16
	4	0.765 x	1.2	0.92
	5	5.1 x	2.7	13.77
	6	2.13 x	3.5	7.46
	7	2.245 x	2.815	6.32
	8	0.535 x	3.78	2.02
	9	2.18 x	2.165	4.72
	10	2.18 x	2.28	4.97
	11	2.065 x	3.05	6.30
	12	2.06 x	2.79	5.75
	13	2.065 x	3.05	6.30
	14	0.65 x	0.4	0.26
	15	1.965 x	1.15	2.26
	16	5.61 x	1.2	6.73
	17	3.15 x	3.315	10.44
	18	3.265 x	2.245	7.33
	19	1.965 x	1.9	3.73
	20	4.31 x	4.11	17.71
	21	2.245 x	2.06	4.62
	22	2.005 x	3.315	6.65
	23	2.14 x	2.915	6.24
	24	4.26 x	3.64	15.51
	25	2.065 x	0.995	2.05
	26	2.065 x	1.395	2.88
	27	3.265 x	3.64	11.88
	28	3.15 x	3.315	10.44
	29	2.18 x	0.115	0.25
		TOTAL		179.73
		AREA_____A - B		35.96

DRAWING NO. 33

TYPICAL FLOOR PLAN
15th to 22nd FLOOR

STATEMENT TOWER - O & P

SL.NO.	TYPE OF FLAT	AREA PER FLAT	NO. OF FLAT	FAR AREA
1	3 BHK	113.21	2	226.42
2	3 BHK	91.87	1	91.87
3	3 BHK	35.96	1	35.96
				353.25

15 % ADDITIONAL FAR TOWER -

a	0.600	X	2.00	X	3	3.60
1	2.065	X	3.05	X		6.29
4	0.765	X	1.20	X		0.92
5	5.10	X	2.70	X		13.77
6	2.13	X	3.50	X		7.46
11	2.065	X	3.05	X		6.30
13	2.065	X	3.05	X		6.30
15	1.965	X	1.15	X		2.26
16	5.61	X	1.20	X		6.73
			TOTAL(A)			53.63

LEGEND

- CUPBOARD
- CUT OUT
- 15% ADDITIONAL
- FAR AREA
- FREE FROM FAR

SUBMISSION DRAWINGS FOR PROPOSED GROUP HOUSING ON PLOT NO GH-01/D, SECTOR NO - 107 AT NOIDA DISTT. GAUTAMBUDH NAGAR (U.P.)

OWNER
PEBBLES PROLEASE PVT. LTD.

ARCHITECT
NATIONAL ARCHITECT & ENGINEERS
14, OLD NAYYUG MARKET , GHAZIABAD, PHONE-0120-2790097

DRAWING TITLE: TYPICAL FLOOR PLAN
BUILDING TYPE: O & P
DRAWING NO. 33
NORTH
SCALE 1:100

ARCH. SEAL & SIG.
R. C. Jain
B.Arch. (Bir)
I.L.A. CA/87/15279
National Architect & Engineers
14 Old Nayyug Market
GHAZIABAD-201001

OWNERS SIG.
For Pebbles Prolease Pvt. Ltd.
Auth. Sign./Director

TYPE - A

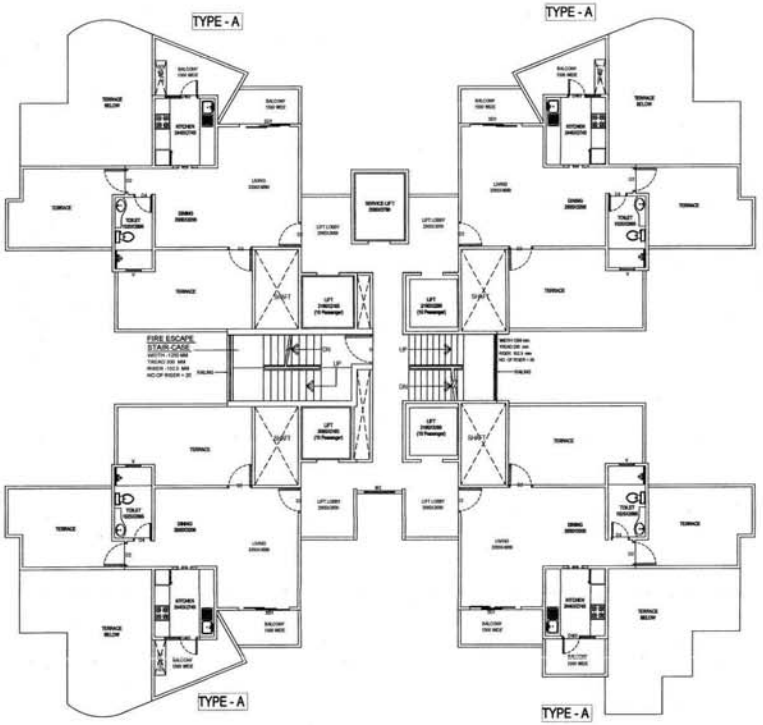

TYPE - A

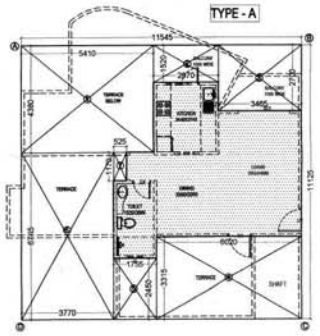

	TYPE - A	AREA CALCULATION		
S. NO.		SIZE		AREA
	A	AREA OF ABCD = 11.545X11.125		135
	B	AREA .....DEDUCTION		
	1	5.41 x	4.38	23.70
	2	2.67 x	1.52	4.06
	3	3.465 x	2.7	9.36
	4	6.02 x	3.315	19.96
	5	1.755 x	2.45	4.30
	6	3.77 x	6.745	25.43
	7	0.525 x	1.17	0.61
		TOTAL		87.41
		AREA.....A - B		47.59

SCHEDULE OF OPENING							
SL.NO.	TYPE	MATERIAL	SIZE	SILL LVL.	LINTEL LVL.		REMARK
1.	D	WOODEN	1.125 x 2.515	0.0	2.55		DOOR
2.	D1	WOODEN	1.00 x 2.10	0.0	2.10		DOOR
3.	D2	WOODEN	0.75 x 2.10	0.0	2.10		DOOR
4.	DW	U.P.V.C.	0.75+0.600 x 2.10	0.0	2.55		DOOR/WINDOW
5.	SD	U.P.V.C.	2.10 x 2.55	0.0	2.55		DOOR
6.	SD1	U.P.V.C.	1.80 x 2.55	0.0	2.55		DOOR
7.	SD2	U.P.V.C.	1.60 x 2.55	0.0	2.55		DOOR
8.	SD3	U.P.V.C.	1.40 x 2.55	0.0	2.55		DOOR
9.	SW	U.P.V.C.	1.90 x 1.95	0.600	2.55		BAY WINDOW
10.	SW1	U.P.V.C.	1.80 x 1.95	0.600	2.55		BAY WINDOW
11.	V	U.P.V.C.	0.60x0.75	1.80	2.55		VENTILATOR

COMMON AREA

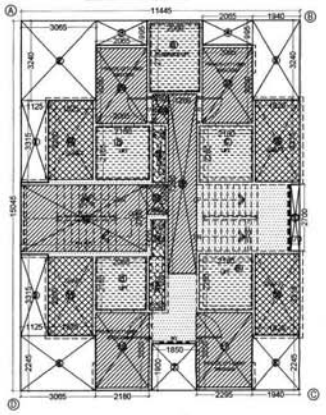

	COMMON AREA (TYPICAL FLOOR)			
S. NO.		SIZE		AREA
	A	AREA OF ABCD = 11.33X15.045		165.57
	B	AREA .....DEDUCTION		
	1	1.125 x	3.315	3.73
	2	3.065 x	3.24	9.93
	3	2.065 x	0.995	2.05
	4	2.065 x	0.995	2.05
	5	1.94 x	3.24	6.29
	6	1.94 x	2.245	4.36
	7	1.85 x	1.9	3.52
	8	3.065 x	2.245	6.88
	9	1.125 x	3.315	3.73
	10	0.37 x	2.7	1.00
	11	0.535 x	2.28	1.22
	12	0.65 x	2.165	1.41
	12a	0.535 x	1.5	0.80
	13	1.825 x	3.2	5.84
	14	1.825 x	3.2	5.84
	15	1.825 x	3.315	6.05
	16	1.825 x	3.315	6.05
	17	2.295 x	3.05	7.00
	18	2.18 x	3.05	6.65
	19	5.13 x	2.7	13.85
	20	2.065 x	3.05	6.30
	21	2.065 x	3.05	6.30
	22	1.2 x	7.26	8.71
	23	0.88 x	1.2	1.06
	24	0.65 x	1.15	0.75
	a	2.08 x	2.78	5.78
	b	2.18 x	2.165	4.72
	c	2.18 x	2.28	4.97
	d	2.065 x	2.165	4.47
	e	2.18 x	2.28	4.97
		TOTAL		146.27
		AREA.....A - B		19.30

DRAWING TITLE	
TYPICAL FLOOR PLAN	19th to 25th FLOOR
TOWER - Q	
DRAWING NO.	41

Map for proposed building in accordance with Byelaws. Submitted for approval as per Sanctioned Map.

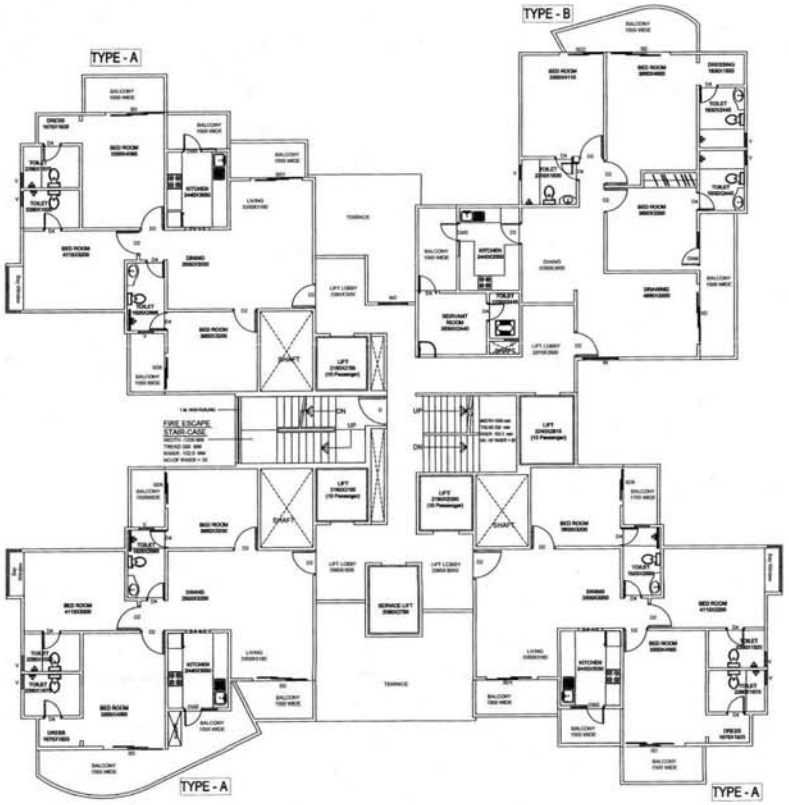

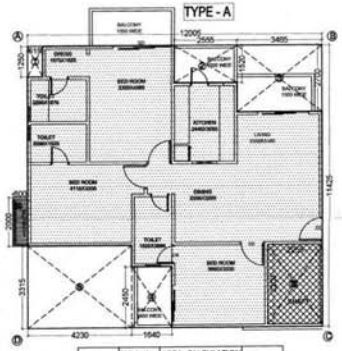

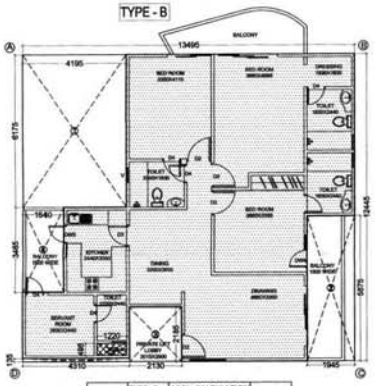

S. NO.		TYPE -A AREA CALCULATION SIZE		AREA
	A	AREA OF A&CD = 12.005X11.425		137.15
	B	AREA.....DEDUCTION		
	1	0.615 x	1.25	0.77
	2	2.555 x	1.52	3.88
	3	3.465 x	2.7	9.36
	4	1.64 x	2.45	4.02
	5	4.23 x	3.315	14.02
	6	2.255 x	3.2	7.22
		TOTAL		39.26
		AREA.....(A - B)		97.89

S. NO.		TYPE -B AREA CALCULATION SIZE		AREA
	A	AREA OF ABCD = 13.495X12.445		167.94
	B	AREA.....DEDUCTION		
	1	4.195 x	6.175	25.90
	2	1.945 x	5.875	11.43
	3	2.13 x	2.185	4.65
	4	1.64 x	3.465	5.68
	5	1.22 x	0.495	0.60
		TOTAL		48.27
		AREA.....(A - B)		119.67

SCHEDULE OF OPENING

SL.NO.	TYPE	MATERIAL	SIZE	SILL LVL	LINTEL LVL	REMARK
1	D	WOODEN	1.22 x 2.55	0.0	2.55	DOOR
2	D1	WOODEN	1.00 x 2.10	0.0	2.10	DOOR
3	D2	WOODEN	0.75 x 2.10	0.0	2.10	DOOR
4	DW	U.P.V.C	0.75+0.600 x 2.10	0.0	2.55	DOOR/WINDOW
5	D3	U.P.V.C	1.10 x 2.55	0.0	2.55	DOOR
6	D3-1	U.P.V.C	1.80 x 2.55	0.0	2.55	DOOR
7	D3-2	U.P.V.C	1.80 x 2.55	0.0	2.55	DOOR
8	D3-3	U.P.V.C	1.40 x 2.55	0.0	2.55	DOOR
9	DW	U.P.V.C	1.90 x 1.35	0.900	2.55	SKY WINDOW
10	DW1	U.P.V.C	1.90 x 1.35	0.900	2.55	SKY WINDOW
11	V	U.P.V.C	0.6565.75	1.85	2.55	VENTILATOR
12	W	WOODEN	1.50 x 1.20	0.900	2.10	WINDOW
13	W1	WOODEN	1.20x 1.05	1.05	2.10	WINDOW

COMMON AREA

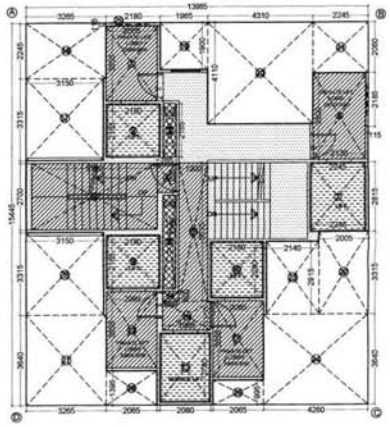
A
B
C
D
3265
2180
13395
1965
4310
2245
3150
2100
2140
2005
2065
2080
4260
3640
15445
2720
3315
2215
2080
2180
115
2815
2315
3640
1180
2100
2080
2065
2065
4260
3640
3315
2315
2815
2720
15445
2245
3150

TYPE - A

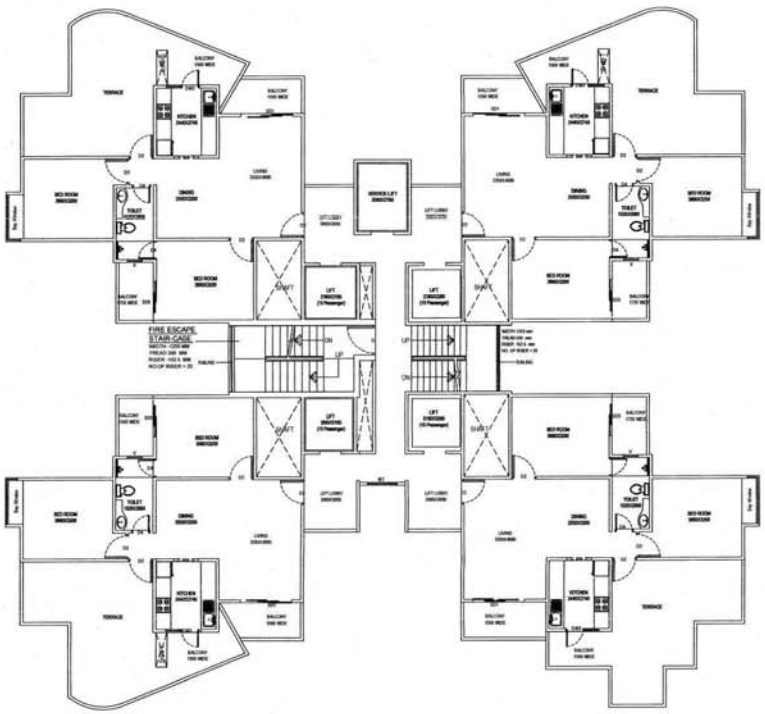

TYPE - A

TYPE - A

TYPE - A

TYPE - A

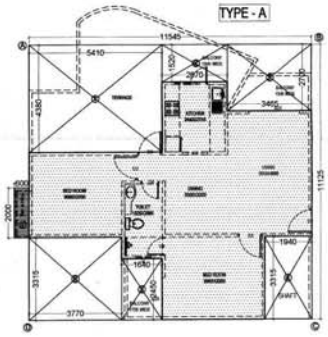

	TYPE - A	AREA CALCULATION		
S. NO.		SIZE		AREA
A	AREA OF ABCD = 11.545X11.125			135
B	AREA .....DEDUCTION			
1	5.41	x	4.38	23.70
2	2.67	x	1.52	4.06
3	3.465	x	2.7	9.36
4	1.94	x	3.315	6.43
5	1.64	x	2.45	4.02
6	3.77	x	3.315	12.50
		TOTAL		60.06
	AREA.....A - B			74.94

SCHEDULE OF OPENING

SL.NO.	TYPE	MATERIAL	SIZE	SILL LVL.	LINTEL LVL.	REMARK
1.	D	WOODEN	1.22 x 2.55	0.0	2.55	DOOR
2.	D1	WOODEN	1.00 x 2.10	0.0	2.10	DOOR
3.	D2	WOODEN	0.75 x 2.10	0.0	2.10	DOOR
4.	DW	U.P.V.C	0.75+0.600 x 2.10	0.0	2.55	DOOR/WINDOW
5.	SD	U.P.V.C	2.10 x 2.55	0.0	2.55	DOOR
6.	SD1	U.P.V.C	1.80 x 2.55	0.0	2.55	DOOR
7.	SD2	U.P.V.C	1.00 x 2.55	0.0	2.55	DOOR
8.	SD3	U.P.V.C	1.40 x 2.55	0.0	2.55	DOOR
9.	SW	U.P.V.C	1.90 x 1.95	0.600	2.55	SAY WINDOW
10.	SW1	U.P.V.C	1.80 x 1.95	0.600	2.55	SAY WINDOW
11.	V	U.P.V.C	0.60x0.75	1.80	2.55	VENTILATER

COMMON AREA

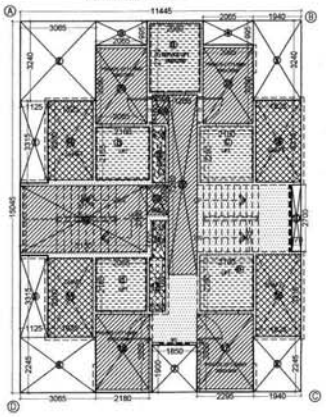

	COMMON AREA (TYPICAL FLOOR)			
S. NO.		SIZE		AREA
A	AREA OF ABCD = 11.33X15.045			165.57
B	AREA .....DEDUCTION			
1	1.125	x	3.315	3.73
2	3.065	x	3.24	9.93
3	2.065	x	0.995	2.05
4	2.065	x	0.995	2.05
5	1.94	x	3.24	6.29
6	1.94	x	2.245	4.36
7	1.85	x	1.9	3.52
8	3.065	x	2.245	6.88
9	1.125	x	3.315	3.73
10	0.37	x	2.7	1.00
11	0.535	x	2.28	1.22
12	0.65	x	2.165	1.41
12a	0.535	x	1.5	0.80
13	1.825	x	3.2	5.84
14	1.825	x	3.2	5.84
15	1.825	x	3.315	6.05
16	1.825	x	3.315	6.05
17	2.295	x	3.05	7.00
18	2.18	x	3.05	6.65
19	5.13	x	2.7	13.85
20	2.065	x	3.05	6.30
21	2.065	x	3.05	6.30
22	1.2	x	7.26	8.71
23	0.88	x	1.2	1.06
24	0.65	x	1.15	0.75
a	2.08	x	2.78	5.78
b	2.18	x	2.165	4.72
c	2.18	x	2.28	4.97
d	2.065	x	2.165	4.47
e	2.18	x	2.28	4.97
		TOTAL		146.27
	AREA.....A - B			19.30

DRAWING NO. 40

TYPICAL FLOOR PLAN
15th to 18th FLOOR

AREA STATEMENT TOWER - Q

S.NO.	TYPE OF FLAT	AREA PER FLAT	NO. OF FLAT	[illegible]
1.	TYPE - A	74.94	4	[illegible]
2.	COMMON AREA	19.30	1	[illegible]
	TOTAL			[illegible]

15 % ADDITIONAL FAR TOWER -

a'	0.60	X	2.00	X	4	4.80
17	2.295	X	3.05	X		7.00
18	2.18	X	3.05	X		6.65
19	5.015	X	2.815	X		13.85
20	2.065	X	3.05	X		6.30
21	2.065	X	3.05	X		6.30
22	1.20	X	7.26	X		8.71
23	0.88	X	1.20	X		1.06
24	0.65	X	1.15	X		0.75
			TOTAL(A)			55.42

LEGEND

- CUPBOARD
- CUT OUT
- 15% ADDITIONAL
- FAR AREA
- FREE FROM FAR

SUBMISSION DRAWINGS FOR PROPOSED GROUP HOUSING ON PLOT NO GH-01/D, SECTOR NO - 107 AT NOIDA DISTT. GAUTAMBUDH NAGAR (U.P.)

OWNER
PEBBLES PROLEASE PVT. LTD.

DESIGNER
NATIONAL ARCHITECT & ENGINEERS
14 OLD NEHRU MARKET, GHAZIABAD, PHONE-0120-2700097

DRAWING TITLE	BUILDING TYPE	DRAWING NO.
TYPICAL FLOOR PLAN	Q	40
NORTH		SCALE 1:100

ARCH. SEAL & SIG.
R. C. Jain
B.Arch. (Hons)
Regd. CA/92/15279
National Architect & Engineers
14 Old Nehru Market
GHAZIABAD-201001

OWNERS SIG.
For Pebbles Prolease Pvt. Ltd.
Auth. Sign./Director

TYPE - A

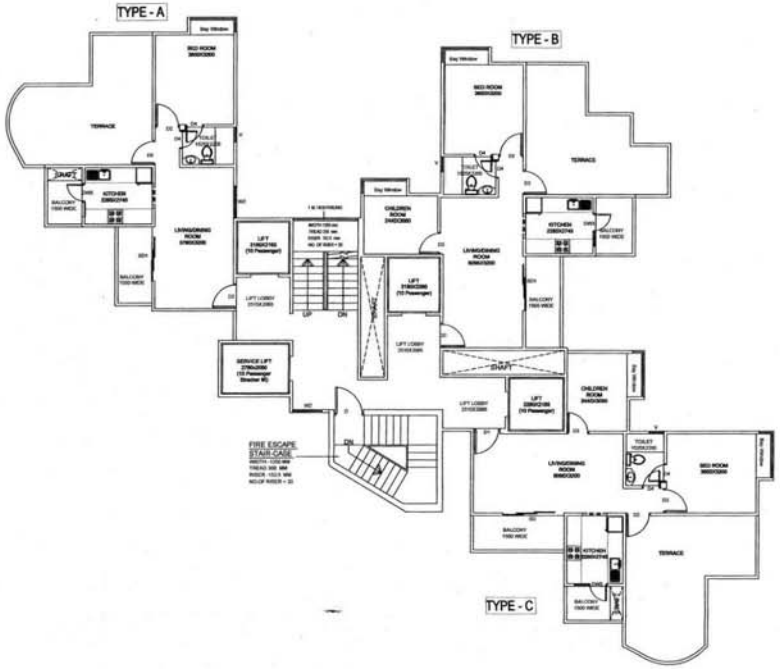

SCHEDULE OF OPENING							
SL.NO.	TYPE	Material	SIZE	SILL LVL	LINTEL LVL		REMARK
1	D	WOODEN	1.22 x 2.55	0.0	2.55		DOOR
2	D1	WOODEN	1.00 x 2.10	0.0	2.10		DOOR
3	D2	WOODEN	0.75 x 2.10	0.0	2.10		DOOR
4	DW	U.P.V.C	0.75+0.600 x 2.10	0.0	2.10		DOOR/WINDOW
5	D	U.P.V.C	2.10 x 2.55	0.0	2.55		DOOR
6	SD1	U.P.V.C	1.80 x 2.55	0.0	2.55		DOOR
7	SD2	U.P.V.C	1.60 x 2.55	0.0	2.55		DOOR
8	SD3	U.P.V.C	1.40 x 2.55	0.0	2.55		DOOR
9	BW	U.P.V.C	1.60 x 1.95	0.600	2.55		BAY WINDOW
10	BW1	U.P.V.C	1.80 x 1.95	0.600	2.55		BAY WINDOW
11	V	U.P.V.C	0.60x0.75	1.80	2.55		VENTILATER
12	W	WOODEN	1.50 x 1.20	0.900	2.10		WINDOW
13	W1	WOODEN	1.25x 1.05	1.05	2.10		WINDOW

COMMON AREA

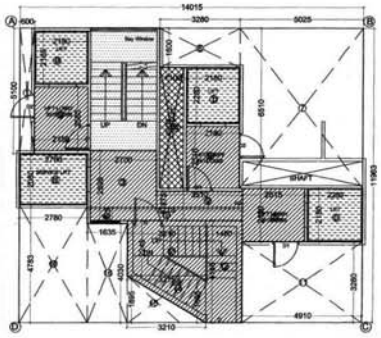

COMMON AREA (TYPICAL FLOOR)							
S. NO.	WIDTH	x	LENGTH				AREA
A	AREA OF ABCD = 34.015x11.963					=	357.661
B	AREA .....DEDUCTION						
1	0.600	x	5.300			=	3.060
2	2.180	x	2.580			=	5.624
3	2.700	x	2.835			=	7.655
4	3.100	x	4.905			=	5.396
5	2.180	x	2.510			=	5.472
6	3.280	x	1.600			=	5.248
7	5.025	x	6.510			=	32.713
8	2.515	x	2.180			=	5.483
9	3.510	x	0.675			=	2.369
10	6.210	x	0.525			=	3.260
11	4.910	x	3.280			=	16.105
12	1.480	x	4.145			=	6.135
13	3.210	x	2.245			=	7.206
14	3.215	x	1.895	x	0.500	=	3.046
a'	2.000	x	0.600	x	5	=	6.000
TOTAL (A)						=	56.196
TOTAL						=	111.498
AREA.....A - B						=	35.963

TYPE - A

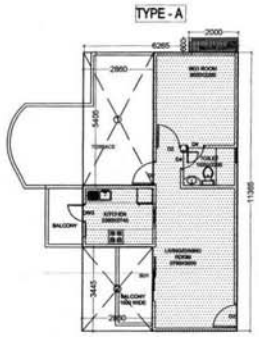

(TYPE -A) AREA CALCULATION					
S. NO.	WIDTH	x	LENGTH		AREA
A	AREA OF ABCD = 6.265 x 11.365			=	71.202
B	AREA .....DEDUCTION				
1	2.860	x	5.405	=	15.458
2	2.860	x	3.445	=	9.853
TOTAL				=	25.311
AREA.....A - B				=	45.891

TYPE - B

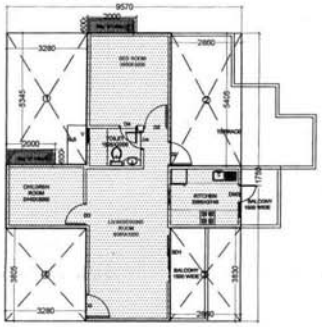

(TYPE -B) AREA CALCULATION					
S. NO.	WIDTH	x	LENGTH		AREA
A	AREA OF ABCD = 9.57 x 11.75			=	112.448
B	AREA .....DEDUCTION				
1	3.280	x	5.345	=	17.532
2	2.860	x	5.405	=	15.458
3	2.860	x	3.830	=	10.954
4	3.280	x	3.805	=	12.480
TOTAL				=	56.424
AREA.....A - B				=	56.024

TYPE - C

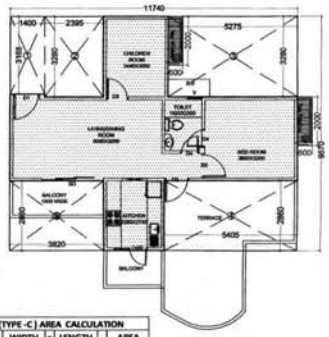

(TYPE -C) AREA CALCULATION					
S. NO.	WIDTH	x	LENGTH		AREA
A	AREA OF ABCD = 11.740 x 9.570			=	112.352
B	AREA .....DEDUCTION				
1	1.400	x	3.165	=	4.431
2	2.395	x	3.280	=	7.856
3	5.275	x	3.280	=	17.302
4	5.405	x	2.860	=	15.458
5	3.820	x	2.860	=	10.925
TOTAL				=	55.972
AREA.....A - B				=	56.380

DRAWING NO. 10

TYPICAL FLOOR PLAN
1st to 22nd FLOOR

1.	TYPE - A	1	45.891
2.	TYPE - B	1	56.024
3.	TYPE - C	1	56.380
4.	COMMON AREA	1	35.963
TOTAL			194.258

15 % ADDITIONAL FAR CALCULATION							
S. NO.	WIDTH	x	LENGTH			=	AREA
2	2.180	x	2.580			=	5.624
3	2.700	x	2.835			=	7.655
5	2.180	x	2.510			=	5.472
8	2.515	x	2.180			=	5.483
9	3.510	x	0.675			=	2.369
10	3.210	x	2.245			=	7.206
12	1.480	x	4.145			=	6.135
13	3.210	x	2.245			=	7.206
14	3.215	x	1.895	x	0.500	=	3.046
a'	2.000	x	0.600	x	5	=	6.000
TOTAL (A)						=	56.196

LEGEND

- CUPBOARD
- CUT OUT
- 15% ADDITIONAL
- FAR AREA
- FREE FROM FAR

SUBMISSION DRAWINGS FOR PROPOSED GROUP HOUSING ON PLOT NO GH-01/D, SECTOR NO - 107 AT NOIDA DISTT. GAUTAMBUDH NAGAR (U.P.)

OWNER
PEBBLES PROLEASE PVT. LTD.

ARCHITECT
NATIONAL ARCHITECT & ENGINEERS
14, OLD NAYYAR MARKET , GHAZIABAD, PHONE-0120-2700007

DRAWING TITLE	BUILDING TYPE	DRAWING NO.
TYPICAL FLOOR PLAN	K & T	10
NORTH		SCALE 1:100

ARCH. SEAL & SIG.
R. C. Jain
B.Arch. (Hons)
L.No.CA/90/15779
National Architect & Engineer
14 Old Nayyar Market
GHAZIABAD-201001

OWNERS SIG.
For Pebbles Prolease Pvt. Ltd.
Auth. Sign./Director

Map for proposed Building is as per Byes Laws. Submitted for approval please.

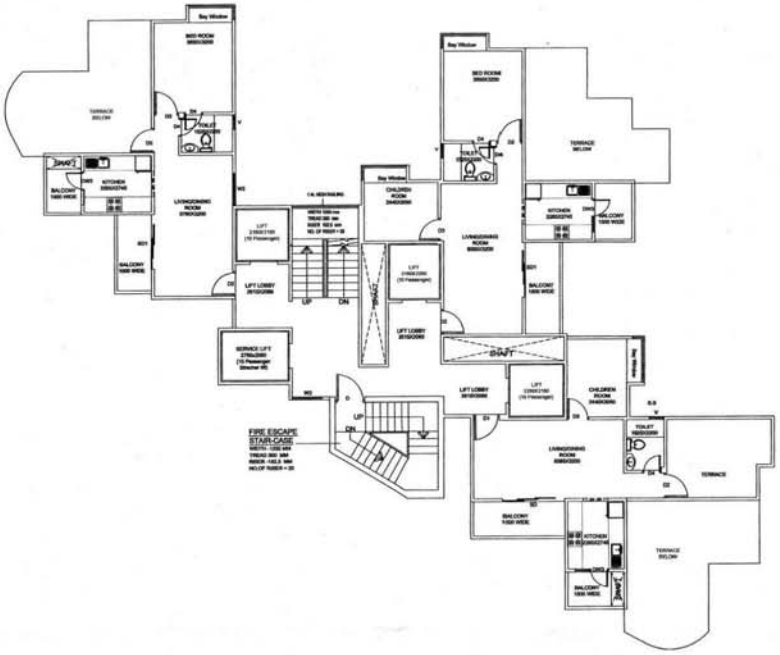

SCHEDULE OF OPENING						
SL.NO.	TYPE	Material	W/H	SILL LVL	LINTEL LVL	REMARK
1	D	WOODEN	1.22 x 2.55	0.0	2.55	DOOR
2	D1	WOODEN	1.06 x 2.10	0.0	2.10	DOOR
3	D2	WOODEN	0.75 x 2.10	0.0	2.10	DOOR
4.	DW	U.P.V.C	0.75+0.600 x 2.10	0.0	2.55	DOOR/WINDOW
5.	D	U.P.V.C	1.10 x 2.55	0.0	2.55	DOOR
6.	D1	U.P.V.C	1.00 x 2.55	0.0	2.55	DOOR
7.	D2	U.P.V.C	1.80 x 2.55	0.0	2.55	DOOR
8.	D3	U.P.V.C	1.45 x 2.55	0.0	2.55	DOOR
9.	DW	U.P.V.C	1.90 x 1.95	0.600	2.55	SKY WINDOW
10.	DW1	U.P.V.C	1.80 x 1.95	0.600	2.55	SKY WINDOW
11.	V	U.P.V.C	0.60x0.75	1.80	2.55	VENTILATE
12.	W	WOODEN	1.50 x 1.20	0.300	2.10	WINDOW
13.	W1	WOODEN	1.20x 1.05	1.05	2.10	WINDOW

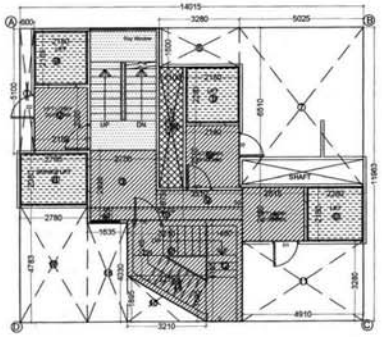

COMMON AREA (TYPICAL FLOOR)							
S. NO.	WIDTH	x	LENGTH			AREA	
A	AREA OF ABCD = 14.015x11.963				=	167.661	
B	AREA .....DEDUCTION						
1	0.600	x	3.100		=	1.860	
2	2.180	x	2.580		=	5.624	
3	2.700	x	2.835		=	7.655	
4	3.300	x	4.905		=	5.396	
5	2.180	x	2.510		=	5.472	
6.	3.280	x	1.600		=	5.248	
7	5.085	x	6.510		=	32.713	
8	2.515	x	2.180		=	5.483	
9	3.510	x	0.675		=	2.369	
10	6.210	x	0.525		=	3.260	
11	4.910	x	3.280		=	16.105	
12	1.480	x	4.145		=	6.135	
13	3.210	x	2.245		=	7.206	
14	3.215	x	1.895	x 0.500	=	3.046	
15	3.210	x	1.895	x 0.500	=	3.041	
16	1.635	x	4.030			6.589	
17	2.780	x	4.785			13.297	
a	2.180	x	2.165			4.720	
b	2.180	x	2.280			4.970	
c	2.280	x	2.180			4.970	
d	2.780	x	2.080			5.782	
TOTAL					=	131.698	
AREA.....A - B					=	35.963	

TYPE - A

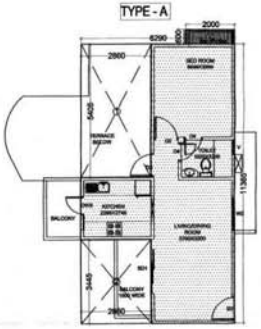

TYPE - B

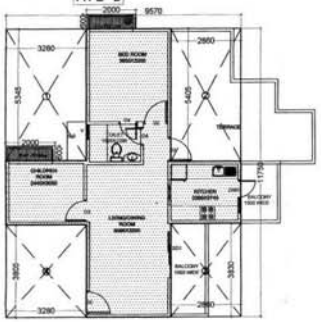

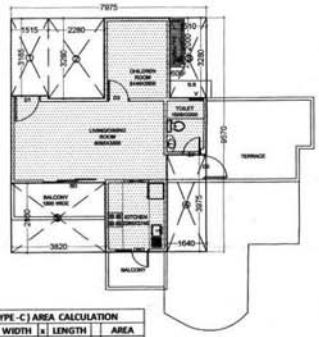

(TYPE -A) AREA CALCULATION					
S. NO.	WIDTH	x	LENGTH		AREA
A	AREA OF ABCD = 6.290 x 11.365			=	71.486
B	AREA .....DEDUCTION				
1	2.860	x	5.405	=	15.458
2	2.860	x	3.445	=	9.853
TOTAL				=	25.311
AREA.....A - B				=	46.175

(TYPE -B) AREA CALCULATION					
S. NO.	WIDTH	x	LENGTH		AREA
A	AREA OF ABCD = 9.570 x 11.750			=	112.448
B	AREA .....DEDUCTION				
1	3.280	x	5.345	=	17.532
2	2.860	x	5.405	=	15.458
3	2.860	x	3.830	=	10.954
4	3.280	x	3.805	=	12.480
TOTAL				=	56.424
AREA.....A - B				=	56.024

(TYPE -C) AREA CALCULATION					
S. NO.	WIDTH	x	LENGTH		AREA
A	AREA OF ABCD = 7.975 x 9.570			=	76.321
B	AREA .....DEDUCTION				
1	1.515	x	3.165	=	4.795
2	2.280	x	3.280	=	7.478
3	1.510	x	3.280	=	4.953
4	1.640	x	3.975	=	6.519
5	3.820	x	2.860	=	10.925
TOTAL				=	34.670
AREA.....A - B				=	41.651

भवन के अग्र पृष्ठ एवं अग्र पार्श्व में अतिक्रमण करने पर भारी समाशोधन शुल्क देना पड़ता है तथा अधिक अतिक्रमण पाये जाने पर भवन को गिराया भी जा सकता है। अतः स्वीकृत मानचित्र के अनुसार ही भवन का निर्माण करायें।

Encroachments on front, Rear & Side setbacks invite heavy penalties. Heavy encroachments could be demolished. Please avoid encroachments & construct as per sanctioned map.

नोट: 1. यह मानचित्र स्वीकृति की दिनांक से अधिकतम 5 वर्ष की अवधि तक वैध रहेगा बशर्ते परिस्थिति या नियम-उपनियम में परिवर्तन न हो।

(2) प्राधिकरण की वेबसाईट पर उपलब्ध एक ईंट आवेदन करने समय विकास प्राधिकरण (आवास) से नियम अनुसार समय पूर्विकास प्रमाणपत्र प्रस्तुत करना होगा

S. NO.	TYPE	AREA OF FLAT	NO. OF FLAT	FAR AREA	
1.	TYPE - A	46.175	1	67.501	
2.	TYPE - B	56.024	1	75.918	
3.	TYPE - C	41.651	1	76.464	
4.	COMMON AREA	35.963	1	35.963	
				179.813	

15 % ADDITIONAL FAR CALCULATION						
S. NO.	WIDTH	x	LENGTH			AREA
2	2.180	x	2.580		=	5.624
3	2.700	x	2.835		=	7.655
5	2.180	x	2.510		=	5.472
8	2.515	x	2.180		=	5.483
9	3.510	x	0.675		=	2.369
10	3.210	x	2.245		=	7.206
12	1.480	x	4.145		=	6.135
13	3.210	x	2.245		=	7.206
14	3.215	x	1.895	x 0.500	=	3.046
a'	2.000	x	0.600	x 4	=	4.800
TOTAL (A)					=	54.996

LEGEND

- CUPBOARD
- CUT OUT
- 15% ADDITIONAL
- FAR AREA
- FREE FROM FAR

SUBMISSION DRAWINGS FOR PROPOSED GROUP HOUSING ON PLOT NO GH-01/D, SECTOR NO - 107 AT NOIDA DISTT. GAUTAMBUDH NAGAR (U.P.)

OWNER

PEBBLES PROLEASE PVT. LTD.

ARCHITECT

NATIONAL ARCHITECT & ENGINEERS
14, OLD NAVYUG MARKET , GHAZIABAD, PHONE-0120-2700097

DRAWING TITLE	BUILDING TYPE	DRAWING NO.
TYPICAL FLOOR PLAN	K & T	11
NORTH		SCALE 1:100

ARCH. SEAL & SIG.

R. C. Jain
B.Arch. (Rke)
COA CA/92/15829
National Architect & Engineers
14 Old Navyug Mark -
GHAZIABAD-201001

OWNERS SIG.

For Pebbles Prolease Pvt. Ltd.
Auth. Signatory

DRAWING NO. 11

TYPICAL FLOOR PLAN
K* 23rd to 26th FLOOR
T - 23rd to 25th FLOOR

भवन प्रयोजन
नोट: 1. यह मानचित्र स्वीकृति की दिनांक से अधिकतम 5 वर्ष की अवधि तक वैध रहेगा बशर्ते परिस्थिति या नियम-उपनियम में परिवर्तन न हो।
(2) प्राधिकरण की वेबसाईट पर उपलब्ध एक ईंट आवेदन करने समय विकास प्राधिकरण (आवास) से नियम अनुसार समय पूर्विकास प्रमाणपत्र प्रस्तुत करना होगा

Map for proposed Building is - per Bye Laws. Submitted for approval please.

Arch. Seal & Sig. Arch. Seal & Sig. Architect

भवन प्रयोजन, नैक्शा
अवधारी
निर्दिष्ट अवधि, अवलोन एवं पट्टा अवैध की शर्तों से पुनरावृत्त पालन करने हेतु सख्त है।
नोटिस
पत्र संख्या नोटशन.ए. डी.डी.आर.
दिनांक.....
दिनांक.....
(नोटिस अधिकारी)

TYPE - A

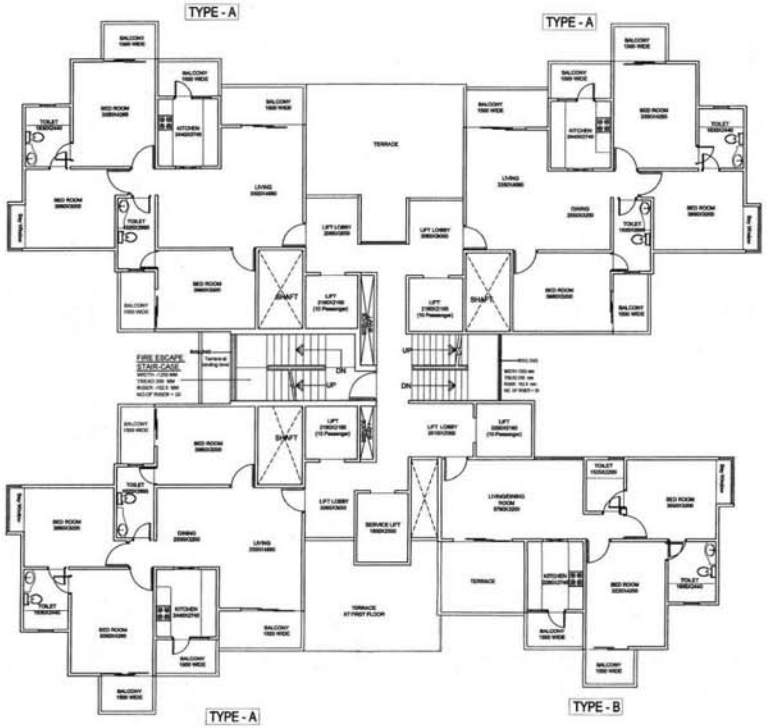

TYPE - A

TYPE - B

SCHEDULE OF OPENING							
SL.NO.	TYPE	MATERIAL	SIZE	SILL LVL.	LINTEL LVL.		REMARK
1.	D	WOODEN	1.00 x 2.55	0.0	2.55		DOOR
2.	D1	WOODEN	1.00 x 2.10	0.0	2.10		DOOR
3.	D2	WOODEN	0.75 x 2.10	0.0	2.10		DOOR
4.	DW	U.P.V.C.	0.75+0.600 x 2.10	0.0	2.10		DOOR/WINDOW
5.	D3	U.P.V.C.	2.10 x 2.55	0.0	2.55		DOOR
6.	D4	U.P.V.C.	1.40 x 2.55	0.0	2.55		DOOR
7.	D5	U.P.V.C.	1.60 x 2.55	0.0	2.55		DOOR
8.	D13	U.P.V.C.	1.40 x 2.35	0.0	2.35		DOOR
9.	DW	U.P.V.C.	1.80 x 1.35	0.600	2.55		SHY WINDOW
10.	DW1	U.P.V.C.	1.80 x 1.35	0.600	2.55		SHY WINDOW
11.	V	U.P.V.C.	0.60x0.75	1.80	2.55		VENTILATOR
12.	W	WOODEN	1.50 x 1.20	0.900	2.10		WINDOW
13.	W1	WOODEN	1.20x 1.05	1.05	2.10		WINDOW

COMMON AREA

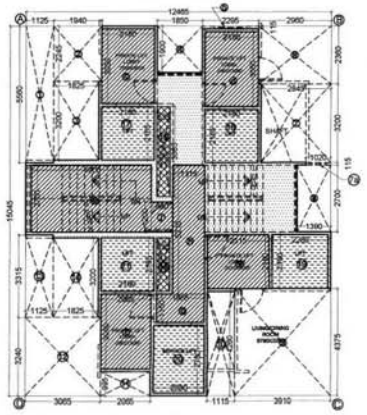

	COMMON AREA			
S. NO.		SIZE		AREA
A	AREA OF ABCD = 12.465X15.049			187.536
B	AREA ____DEDUCTION			
1	1.125	x	5.560	6.255
2	1.940	x	2.245	4.355
3	1.825	x	3.200	5.840
4	1.850	x	1.900	3.515
5	2.295	x	0.115	0.264
6	2.960	x	2.360	6.986
7	2.845	x	3.200	9.104
7a	1.020	x	0.115	0.117
8	1.390	x	2.700	3.753
9	3.910	x	4.375	17.106
10	1.115	x	4.260	4.750
11	2.065	x	0.995	2.055
12	3.065	x	3.240	9.931
13	1.125	x	3.315	3.729
14	1.825	x	3.200	5.840
15	0.535	x	3.665	1.961
16	0.535	x	2.165	1.158
17	2.180	x	2.165	4.720
18	2.180	x	2.165	4.720
19	2.280	x	2.180	4.970
20	2.080	x	2.780	5.782
21	2.180	x	2.165	4.720
c	2.180	x	3.050	6.649
d	2.180	x	3.050	6.649
e	2.515	x	2.180	5.483
f	2.065	x	3.050	6.298
g	1.965	x	1.150	2.260
h	1.315	x	5.210	6.851
j	0.880	x	1.200	1.056
k	4.900	x	2.700	13.230
		TOTAL		160.107
	AREA_____A - B			27.429

TYPE - A

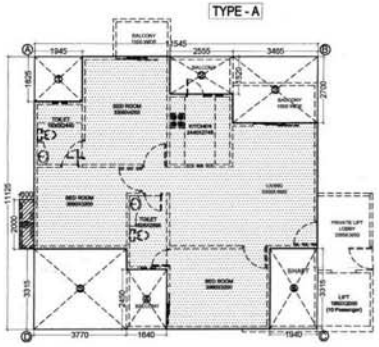

	TYPE -A	AREA CALCULATION		
S. NO.		SIZE		AREA
A	AREA OF ABCD = 11.545x11.125			128.438
B	AREA ____DEDUCTION			
1	1.945	x	1.825	3.550
2	2.555	x	1.520	3.884
3	3.465	x	2.700	9.356
4	1.640	x	2.450	4.018
5	3.770	x	3.315	12.498
6	1.940	x	3.315	6.431
		TOTAL		39.735
	AREA_____A - B			88.703

TYPE - B

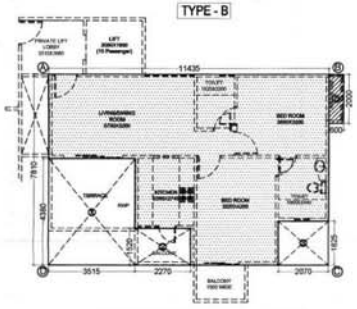

	TYPE -B	AREA CALCULATION		
S. NO.		SIZE		AREA
A	AREA OF ABCD = 11.435x7.810			89.307
B	AREA ____DEDUCTION			
1	3.515	x	4.380	15.396
2	2.270	x	1.520	3.450
3	2.070	x	1.825	3.778
		TOTAL		22.624
	AREA_____A - B			66.684

TOWER - E, S

DRAWING NO. 17

TYPICAL FLOOR PLAN
3rd TO 14th FLOOR

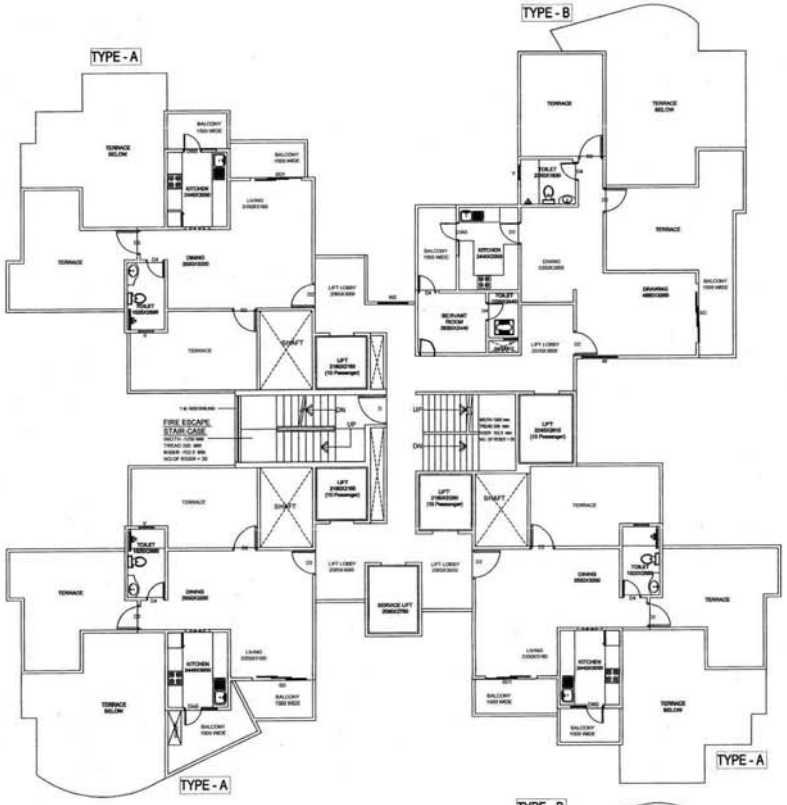

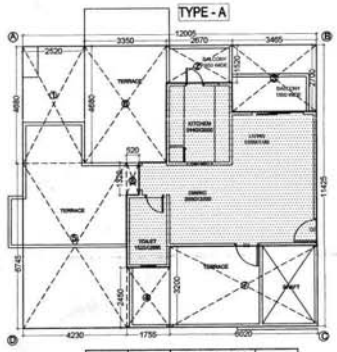

S. NO.	TYPE - A	AREA CALCULATION		AREA
A	AREA OF ABCD = 12.005X11.425			137.15
B	AREA ..... DEDUCTION			
1	2.52	x	4.68	11.79
2	2.67	x	1.52	4.06
3	3.465	x	2.7	9.36
4	1.755	x	2.45	4.30
5	4.23	x	6.745	28.53
6	3.35	x	4.68	15.68
7	6.02	x	3.315	19.96
8	0.52	x	1.32	0.69
	TOTAL			94.36
	AREA.....(A - B)			42.79

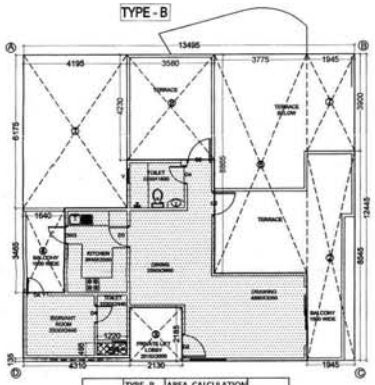

S. NO.	TYPE - B	AREA CALCULATION		AREA
A	AREA OF ABCD = 13.495X12.445			167.94
B	AREA ..... DEDUCTION			
1	4.195	x	6.175	25.90
2	1.945	x	8.545	16.62
3	2.13	x	2.185	4.65
4	1.64	x	3.465	5.68
5	1.22	x	0.495	0.60
6	3.775	x	8.865	33.47
7	1.945	x	3.9	7.59
8	3.58	x	4.23	15.14
		TOTAL		109.66
	AREA.....(A - B)			58.28

SCHEDULE OF OPENING

SL.NO.	TYPE	MATERIAL	SIZE	SILL LVL	LINTEL LVL	REMARK
1.	D	WOODEN	1.22 x 2.55	0.0	2.55	DOOR
2.	D1	WOODEN	1.00 x 2.10	0.0	2.10	DOOR
3.	D2	WOODEN	0.75 x 2.10	0.0	2.10	DOOR
4.	DW	U.P.V.C	0.75+0.600 x 2.10	0.0	2.55	DOOR/WINDOW
5.	SD	U.P.V.C	2.10 x 2.55	0.0	2.55	DOOR
6.	D11	U.P.V.C	1.80 x 2.55	0.0	2.55	DOOR
7.	D12	U.P.V.C	1.65 x 2.55	0.0	2.55	DOOR
8.	D13	U.P.V.C	1.45 x 2.55	0.0	2.55	DOOR
9.	DW	U.P.V.C	1.90 x 1.95	0.600	2.55	BAY WINDOW
10.	DW1	U.P.V.C	1.80 x 1.95	0.600	2.55	BAY WINDOW
11.	V	U.P.V.C	0.60x0.75	1.60	2.35	VENTILATER
12.	W	WOODEN	1.50 x 1.20	0.900	2.10	WINDOW
13.	W1	WOODEN	1.20x 1.05	1.05	2.10	WINDOW

COMMON AREA

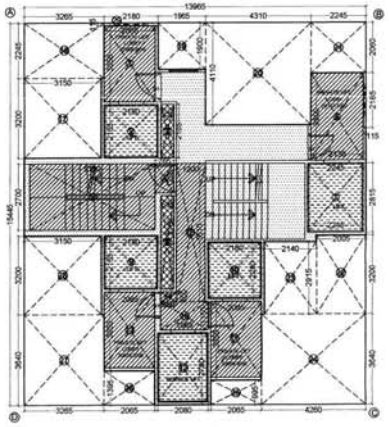

S. NO.	COMMON AREA	SIZE		AREA
A	AREA OF ABCD = 13.965X15.445			215.69
B	AREA ..... DEDUCTION			
1	2.065	x	3.05	6.30
2	2.18	x	2.165	4.72
3	0.535	x	2.165	1.16
4	0.765	x	1.2	0.92
5	5.1	x	2.7	13.77
6	2.13	x	3.5	7.46
7	2.245	x	2.815	6.32
8	0.535	x	3.78	2.02
9	2.18	x	2.165	4.72
10	2.18	x	2.28	4.97
11	2.065	x	3.05	6.30
12	2.08	x	2.78	5.78
13	2.065	x	3.05	6.30
14	0.65	x	0.4	0.26
15	1.965	x	1.15	2.26
16	5.61	x	1.2	6.73
17	3.15	x	3.2	10.08
18	3.265	x	2.245	7.33
19	1.965	x	1.9	3.73
20	4.31	x	4.11	17.71
21	2.245	x	2.06	4.62
22	2.005	x	3.2	6.42
23	2.14	x	2.915	6.24
24	4.26	x	3.64	15.51
25	2.065	x	0.995	2.05
26	2.065	x	1.395	2.88
27	3.265	x	3.64	11.88
28	3.15	x	3.2	10.08
29	2.18	x	0.115	0.25
		TOTAL		178.78
	AREA.....A - B			36.91

TOWER - O&P

DRAWING NO. 34

TYPICAL FLOOR PLAN
O - 23rd to 26th FLOOR
P - 23rd to 25th FLOOR

AREA STATEMENT TOWER - O & P

SL.NO.	TYPE OF FLAT	AREA PER FLAT	NO. OF FLAT	FAR AREA
1.	TYPE - A	42.79	3	128.37
2.	TYPE - B	58.28	1	58.28
3.	COMMON AREA	36.91	1	36.91
	TOTAL-A			223.56

15 % ADDITIONAL FAR TOWER -

1	2.065	X	3.05	X	6.29
4	0.765	X	1.20	X	0.92
5	5.10	X	2.70	X	13.77
6	2.13	X	3.50	X	7.46
11	2.065	X	3.05	X	6.30
13	2.065	X	3.05	X	6.30
15	1.965	X	1.15	X	2.26
16	5.61	X	1.20	X	6.73
			TOTAL(A)		50.03

LEGEND

- CUPBOARD
- CUT OUT
- 15% ADDITIONAL
- FAR AREA
- FREE FROM FAR

SUBMISSION DRAWINGS FOR PROPOSED GROUP HOUSING ON PLOT NO GH-01/D, SECTOR NO - 107 AT NOIDA DISTT. GAUTAMBUDH NAGAR (U.P.)

OWNER
PEBBLES PROLEASE PVT. LTD.

ARCHITECT
NATIONAL ARCHITECT & ENGINEERS
14, OLD NAYYUG MARKET, GHAZIABAD, PHONE-0120-2700001

DRAWING TITLE	BUILDING TYPE	DRAWING NO.
TYPICAL FLOOR PLAN	O & P	34

NORTH

SCALE 1:100

ARCH. SEAL & SIG.
R. C. Jain
B.Arch. (Hons)
Reg. No. CA/92/15379
National Architect & Engineers
14 Old N... Market
GHAZIABAD-201001

OWNERS SIG.
For Pebbles Prolease Pvt. Ltd.
Auth. Sign./Director

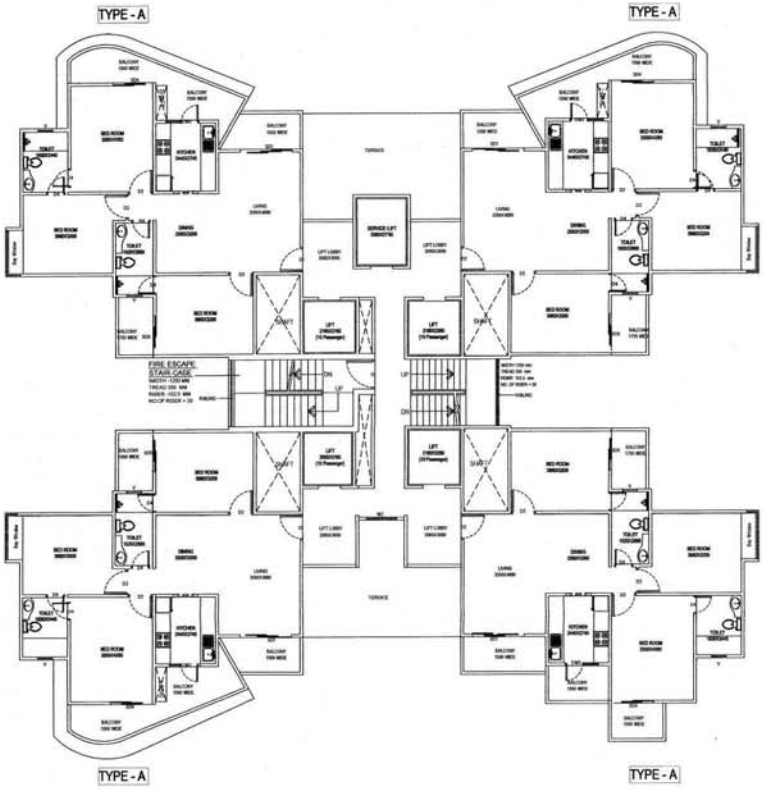

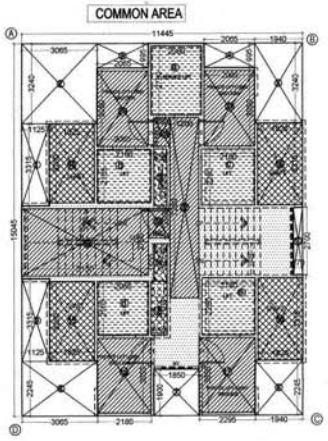

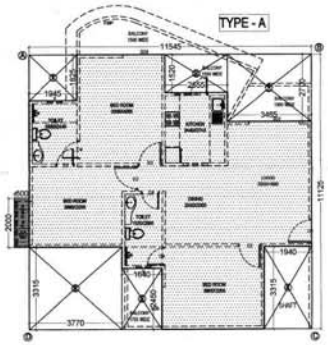

	TYPE - A	AREA CALCULATION		
S. NO.		SIZE		AREA
	A	AREA OF ABCD = 11.545X11.129		135
	B	AREA .....DEDUCTION		
	1	1.945 x	1.825	3.55
	2	2.555 x	1.52	3.88
	3	3.465 x	2.7	9.36
	4	1.94 x	3.315	6.43
	5	1.64 x	2.45	4.02
	6	3.77 x	3.315	12.50
		TOTAL		39.74
	AREA.....A - B			95.26

SCHEDULE OF OPENING

SL.NO.	TYPE	MATERIAL	SIZE	SILL LVL.	LINTEL LVL.	REMARK
1.	D	WOODEN	1.22 x 2.55	0.0	2.55	DOOR
2.	D1	WOODEN	1.00 x 2.10	0.0	2.10	DOOR
3.	D2	WOODEN	0.75 x 2.10	0.0	2.10	DOOR
4.	DW	U.P.V.C	1.75+0.800 x 2.10	0.0	2.10	DOOR/WINDOW
5.	SD	U.P.V.C	2.10 x 2.55	0.0	2.55	DOOR
6.	SD1	U.P.V.C	1.80 x 2.55	0.0	2.55	DOOR
7.	SD2	U.P.V.C	1.00 x 2.55	0.0	2.55	DOOR
8.	SD3	U.P.V.C	1.40 x 2.55	0.0	2.55	DOOR
9.	SW	U.P.V.C	1.50 x 1.95	0.600	2.55	BAY WINDOW
10.	SW1	U.P.V.C	1.50 x 1.95	0.600	2.55	BAY WINDOW
11.	V	U.P.V.C	0.60x0.75	1.80	2.55	VENTILATER

	COMMON AREA (TYPICAL FLOOR)			
S. NO.		SIZE		AREA
	A	AREA OF ABCD = 11.33X15.045		165.57
	B	AREA .....DEDUCTION		
	1	1.125 x	3.315	3.73
	2	3.065 x	3.24	9.93
	3	2.065 x	0.995	2.05
	4	2.065 x	0.995	2.05
	5	1.94 x	3.24	6.29
	6	1.94 x	2.245	4.36
	7	1.85 x	1.9	3.52
	8	3.065 x	2.245	6.88
	9	1.125 x	3.315	3.73
	10	0.37 x	2.7	1.00
	11	0.535 x	2.28	1.22
	12	0.65 x	2.165	1.41
	12a	0.535 x	1.5	0.80
	13	1.825 x	3.2	5.84
	14	1.825 x	3.2	5.84
	15	1.825 x	3.315	6.05
	16	1.825 x	3.315	6.05
	17	2.295 x	3.05	7.00
	18	2.18 x	3.05	6.65
	19	5.13 x	2.7	13.85
	20	2.065 x	3.05	6.30
	21	2.065 x	3.05	6.30
	22	1.2 x	7.26	8.71
	23	0.88 x	1.2	1.06
	24	0.65 x	1.15	0.75
	a	2.08 x	2.78	5.78
	b	2.18 x	2.165	4.72
	c	2.18 x	2.28	4.97
	d	2.065 x	2.165	4.47
	e	2.18 x	2.28	4.97
		TOTAL		146.27
	AREA.....A - B			19.30

DRAWING NO. 39

TYPICAL FLOOR PLAN
1st to 14th FLOOR

AREA STATEMENT TOWER - Q

SL.NO.	TYPE OF FLAT	AREA PER FLAT	NO. OF FLAT	TOTAL AREA
1.	TYPE - A	95.26	4	381.04
2.	COMMON AREA	19.30	1	19.30
	TOTAL			400.34

15 % ADDITIONAL FAR TOWER -

a'	0.60	X	2.00	X	4	4.80
17	2.295	X	3.05	X		7.00
18	2.18	X	3.05	X		6.65
19	5.015	X	2.815	X		13.85
20	2.065	X	3.05	X		6.30
21	2.065	X	3.05	X		6.30
22	1.20	X	7.26	X		8.71
23	0.88	X	1.20	X		1.06
24	0.65	X	1.15	X		0.75
			TOTAL(A)			55.42

LEGEND
- CUPBOARD
- CUT OUT
- 15% ADDITIONAL
- FAR AREA
- FREE FROM FAR

SUBMISSION DRAWINGS FOR PROPOSED GROUP HOUSING ON PLOT NO GH-01/D, SECTOR NO - 107 AT NOIDA DISTT. GAUTAMBUDH NAGAR (U.P.)

OWNER
PEBBLES PROLEASE PVT. LTD

ARCHITECT
NATIONAL ARCHITECT & ENGINEERS
14, OLD NAVYUG MARKET , GHAZIABAD, PHONE-0120-2790

DRAWING TITLE	BUILDING TYPE	DRAWING NO.
TYPICAL FLOOR PLAN	Q	39

NORTH

SCALE 1:100

ARCH. SEAL & SIG.
R. C. Jain
B.Arch. (Hons)
Regd. No. CA/92/15279
National Architect & Engineers
14 Old Navyug Market ,
GHAZIABAD-201001

OWNER SIGN.
For Pebbles Prolease Pvt. Ltd.

TYPE - B

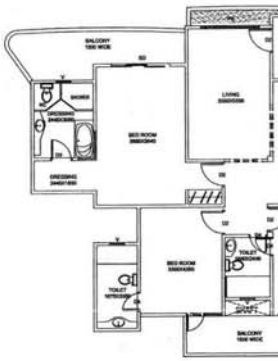

TYPE - C

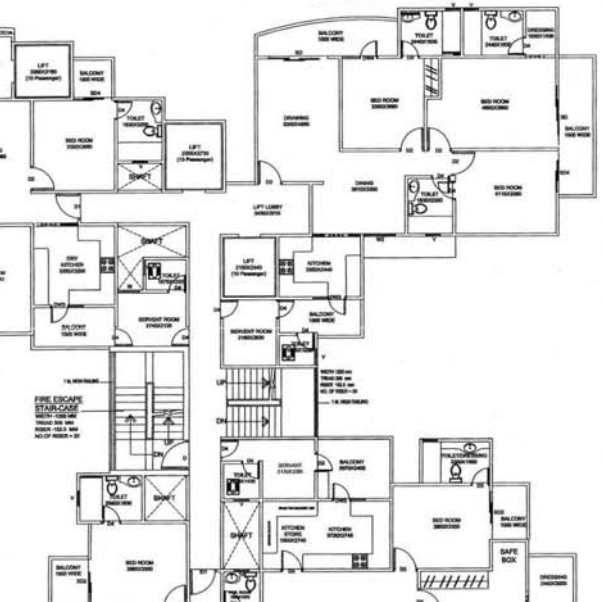

COMMON AREA

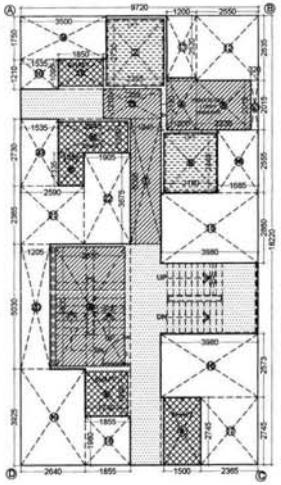

SCHEDULE OF OPENING							
SL.NO.	TYPE	Material	SIZE	SILL LVL	LINTEL LVL		REMARK
1.	D	WOODEN	1.22 x 2.55	0.0	2.55		DOOR
2.	D1	WOODEN	1.00 x 2.10	0.0	2.10		DOOR
3.	D2	WOODEN	0.75 x 2.10	0.0	2.10		DOOR
4.	DW	U.P.V.C	0.75+0.800 x 2.10	0.0	2.10		DOOR/WINDOW
5.	D3	U.P.V.C	1.10 x 2.55	0.0	2.55		DOOR
6.	D4	U.P.V.C	1.80 x 2.55	0.0	2.55		DOOR
7.	D5	U.P.V.C	1.80 x 2.55	0.0	2.55		DOOR
8.	D6	U.P.V.C	1.40 x 2.55	0.0	2.55		DOOR
9.	DW	U.P.V.C	1.90 x 1.95	0.600	2.55		BAY WINDOW
10.	DW1	U.P.V.C	1.80 x 1.95	0.600	2.55		BAY WINDOW
11.	V	U.P.V.C	0.60x0.75	1.80	2.55		VENTILATER
12.	W	WOODEN	1.50 x 1.20	0.900	2.10		WINDOW
13.	W1	WOODEN	1.20x 1.05	1.05	2.10		WINDOW

S. NO.	COMMON AREA				AREA
		SIZE			
A	AREA OF ABCD = 9.72X18.22				177.09
B	AREA ..... DEDUCTION				
1	1.85	x	1.095		2.03
2	2.355	x	2.73		6.43
3	2.355	x	1.21		2.85
4	1.2	x	2.13		2.56
5	2.23	x	2.015		4.49
6	2.18	x	2.44		5.32
7	1.245	x	5.095		6.34
8	2.83	x	4.8		13.58
9	3.5	x	1.75		6.13
10	1.535	x	1.21		1.86
11	1.2	x	2.52		3.02
12	2.55	x	2.635		6.72
13	3.2	x	2.015		6.45
14	1.685	x	2.555		4.31
15	3.98	x	2.86		11.38
16	3.98	x	2.573		10.24
17	2.365	x	2.745		6.49
18	1.855	x	1.98		3.67
19	2.64	x	3.925		10.36
20	1.205	x	5.03		6.06
21	2.59	x	2.365		6.13
22	1.905	x	3.675		7.00
23	1.535	x	2.73		4.19
a	1.5	x	2.745		4.12
b	1.74	x	1.83		3.18
c	1.055	x	1.335		1.41
d	2.845	x	1.28		3.64
		TOTAL			149.96
	AREA.....A - B				27.13

S. NO.	TYPE -A	AREA CALCULATION			AREA
		SIZE			
A	AREA OF ABCD = 23.82X12.713				302.82
B	AREA .....DEDUCTION				
1	2.86	x	2.745		7.85
2	1.245	x	2.573		3.20
3	1.855	x	3.338		6.19
4	2.82	x	1.393		3.93
5	2.725	x	3.453		9.41
6	3.21	x	3.35		10.75
7	1.79	x	0.6		1.07
8	1.905	x	2.33		4.44
9	5.985	x	2.33		13.95
10	2.28	x	2.18		4.97
11	3.43	x	2.33		7.99
12	3.775	x	1.525		5.76
13	2.555	x	2.175		5.56
14	0.6	x	2.515		1.51
15	2.555	x	0.6		1.53
16	4.035	x	4.142		16.71
17	1/2x2.97	x	0.605		0.90
18	2.97	x	1.443		4.29
19	1.21	x	1.795		2.17
20	2.98	x	0.57		1.70
		TOTAL			113.88
	AREA.....A - B				188.94

S. NO.	TYPE -B	AREA CALCULATION			AREA
		SIZE			
A	AREA OF ABCD = 19.79X12.375				244.9
	a	2.51	x 0.115		0.288
	TOTAL				245.188
B	AREA ..... DEDUCTION				
1	2.55	x	2.17		5.53
2	3.765	x	1.525		5.74
3	2.58	x	2.18		5.62
4	2.28	x	2.18		4.97
5	4.79	x	2.18		10.44
6	0.995	x	2.68		2.67
7	2.96	x	1.21		3.58
8	4.495	x	1.21		5.44
9	1.905	x	1.395		2.66
10	1.055	x	2.73		2.88
11	3.35	x	1.665		5.58
12	3.58	x	0.6		2.15
13	1.86	x	1.195		2.22
14	3.465	x	0.6		2.08
15	2.555	x	3.58		9.15
16	4.345	x	1.4		6.08
17	2.555	x	0.6		1.53
		TOTAL			78.33
	AREA.....A - B				166.57

S. NO.	TYPE -C	AREA CALCULATION			AREA
		SIZE			
A	AREA OF ABCD = 13.875X14.60				202.57
B	AREA .....DEDUCTION				
1	7.305	x	1.945		14.21
2	1.43	x	5.225		7.47
3	3.66	x	2.015		7.37
4	2.32	x	2.67		6.19
5	1.895	x	2.745		5.20
6	8	x	5.3		42.40
		TOTAL			82.85
	AREA.....A - B				119.72

TYPE - A

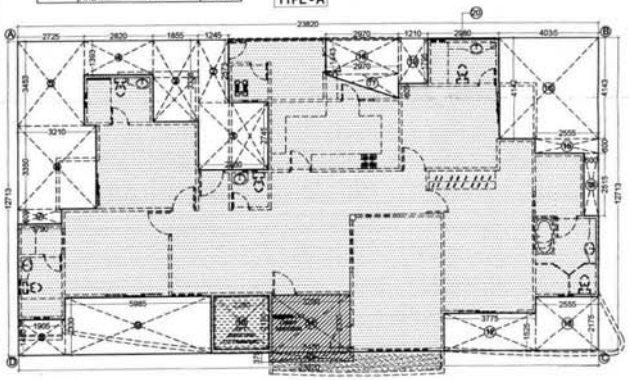

TYPE - B

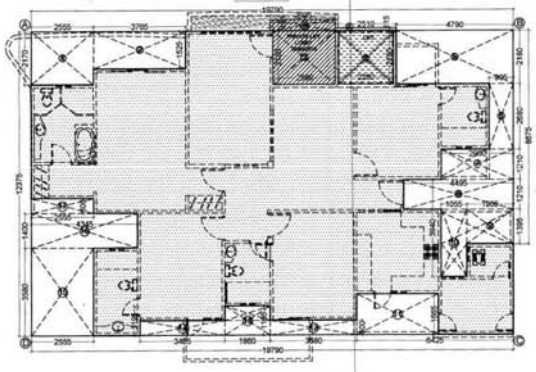

TYPE - C

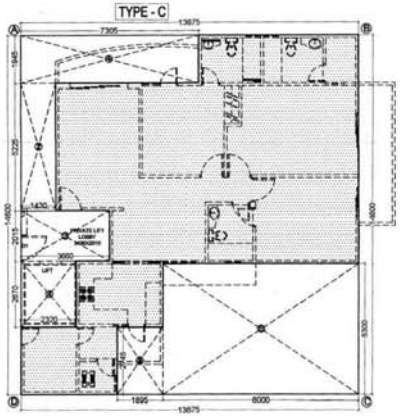

DRAWING NO. 46

TOWER U & V

TYPICAL FLOOR PLAN
1st to 14th FLOOR

AREA STATEMENT TOWER - U & V

S.NO.	TYPE OF FLAT	AREA PER FLAT	NO. OF FLAT	FAR AREA
1.	TYPE - A	188.94	1	188.94
2.	TYPE - B	166.57	1	166.57
3.	TYPE - C	119.72	1	119.72
4.	COMMON AREA	27.13	1	27.13
	TOTAL-A			502.36

15 % ADDITIONAL FAR TOWER -

A	TYPE - A					
11	3.20	X	2.33	X		7.45
b	3.43	X	0.375	X		1.28
	TOTAL					8.73
B	TYPE - B					
3	2.58	X	2.18	X		5.62
3a	2.695	X	0.45	X		1.21
	TOTAL					6.83
C	COMMON AREA					
3	2.35	X	1.21	X		2.85
4	1.20	X	2.13	X		2.56
5	2.23	X	2.01	X		4.49
7	1.24	X	5.09	X		6.34
8	2.83	X	4.80	X		13.58
	TOTAL (A+B+C)					45.38

LEGEND

- CUPBOARD
- CUT OUT
- 15% ADDITIONAL
- FAR AREA
- FREE FROM FAR

SUBMISSION DRAWINGS FOR PROPOSED GROUP HOUSING ON PLOT NO GH-01/D, SECTOR NO - 107 AT NOIDA DISTT. GAUTAMBUDH NAGAR (U.P.)

OWNER
PEBBLES PROLEASE PVT. LTD.

ARCHITECT
NATIONAL ARCHITECT & ENGINEERS
14, OLD NAVYUG MARKET, GHAZIABAD, PHONE-0120-2700[illegible]

DRAWING TITLE	BUILDING TYPE	DRAWING NO.
TYPICAL FLOOR PLAN	U & V	46
NORTH		SCALE 1:100

ARCH. SEAL & SIG.
R. C. Jain
M.Arch (Alex)
R.C. Jain
Reg. No. 5579
National Architect & Engineers
14 O.N. Navyug Market
GHAZIABAD-201001

OWNERS SIG.
For Pebbles Prolease Pvt. Ltd.
Auth. Sign. Director

TYPE - B

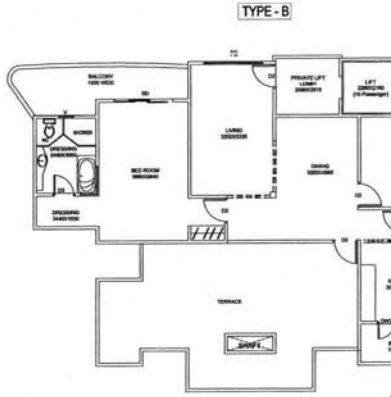

TYPE - C

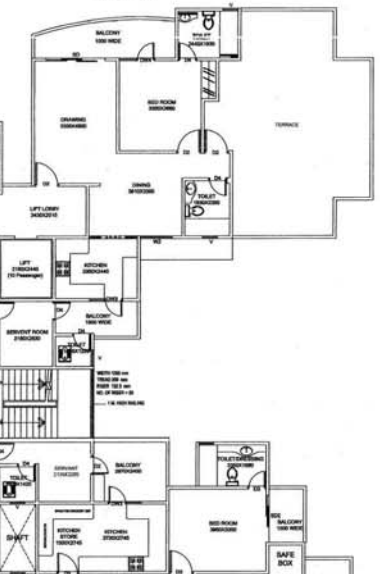

TYPE - A

COMMON AREA

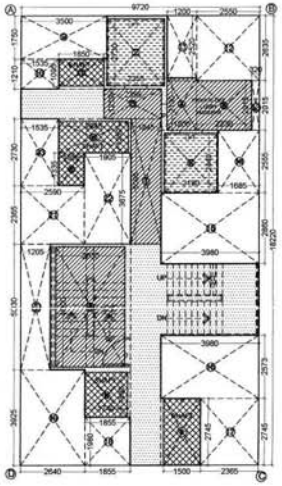

SCHEDULE OF OPENING						
SL.NO.	TYPE	Material	SIZE	SILL LVL	LINTEL LVL	REMARK
1.	D	WOODEN	1.21 x 2.55	0.0	2.55	DOOR
2.	D1	WOODEN	1.00 x 2.10	0.0	2.10	DOOR
3.	D2	WOODEN	0.75 x 2.10	0.0	2.10	DOOR
4.	DW	U.P.V.C.	0.75+0.600 x 2.10	0.0	2.55	DOOR/WINDOW
5.	D3	U.P.V.C.	1.20 x 2.55	0.0	2.55	DOOR
6.	D4	U.P.V.C.	1.80 x 2.55	0.0	2.55	DOOR
7.	D5	U.P.V.C.	1.60 x 2.55	0.0	2.55	DOOR
8.	D6	U.P.V.C.	1.40 x 2.55	0.0	2.55	DOOR
9.	DW	U.P.V.C.	1.90 x 1.95	0.600	2.55	BAY WINDOW
10.	DW1	U.P.V.C.	1.90 x 1.95	0.600	2.55	BAY WINDOW
11.	V	U.P.V.C.	0.600x0.75	1.80	2.55	VENTILATOR
12.	W	WOODEN	1.50 x 1.20	0.900	2.10	WINDOW
13.	W1	WOODEN	1.20x 1.05	1.05	2.10	WINDOW

	COMMON AREA			
S. NO.		SIZE		AREA
A	AREA OF ABCD = 9.72X18.22			177.09
B	AREA ____DEDUCTION			
1	1.85	x	1.095	2.03
2	2.355	x	2.73	6.43
3	2.355	x	1.21	2.85
4	1.2	x	2.13	2.56
5	2.23	x	2.015	4.49
6	2.18	x	2.44	5.32
7	1.245	x	5.095	6.34
8	2.83	x	4.8	13.58
9	3.5	x	1.75	6.13
10	1.535	x	1.21	1.86
11	1.2	x	2.52	3.02
12	2.55	x	2.635	6.72
13	3.2	x	2.015	6.45
14	1.685	x	2.555	4.31
15	3.98	x	2.86	11.38
16	3.98	x	2.573	10.24
17	2.365	x	2.745	6.49
18	1.855	x	1.98	3.67
19	2.64	x	3.925	10.36
20	1.205	x	5.03	6.06
21	2.59	x	2.365	6.13
22	1.905	x	3.675	7.00
23	1.535	x	2.73	4.19
a	1.5	x	2.745	4.12
b	1.74	x	1.83	3.18
c	1.055	x	1.335	1.41
d	2.845	x	1.28	3.64
		TOTAL		149.96
	AREA_____A - B			27.13

	TYPE -A	AREA CALCULATION		
S. NO.		SIZE		AREA
A	AREA OF ABCD = 17.650x12.715			224.420
B	AREA ____DEDUCTION			
1	2.475	x	2.575	6.373
2	3.085	x	1.445	4.458
3	3/2 (3.085	x	1.015)	1.566
4	1.095	x	1.855	2.031
5	2.980	x	0.060	0.179
6	1.480	x	4.145	6.135
7	2.555	x	4.745	12.123
8	0.600	x	2.515	1.509
9	2.555	x	2.175	5.557
10	3.775	x	1.525	5.757
11	2.280	x	2.180	4.970
11a	3.200	x	2.330	7.456
12	2.510	x	0.035	0.088
13	1.720	x	2.330	4.008
14	1.115	x	1.485	1.656
15	4.090	x	2.745	11.227
		TOTAL		75.092
	AREA_____A - B			149.327

	TYPE -B	AREA CALCULATION		
S. NO.		SIZE		AREA
A	AREA OF ABCD = 19.790x12.490			247.177
B	AREA ____DEDUCTION			
1	2.555	x	2.285	5.838
2	3.765	x	1.640	6.175
3	3.590	x	0.115	0.413
4	2.280	x	2.180	4.970
4a	2.580	x	2.295	5.921
5	4.790	x	2.295	10.993
6	0.995	x	2.680	2.667
7	2.960	x	1.210	3.582
8	4.495	x	1.210	5.439
9	1.905	x	1.395	2.657
10	1.055	x	2.755	2.907
11	3.465	x	1.665	5.769
12	10.695	x	4.980	53.261
13	2.555	x	5.580	14.257
		TOTAL		124.849
	AREA_____A - B			122.329

	TYPE -C	AREA CALCULATION		
S. NO.		SIZE		AREA
A	AREA OF ABCD = 9.975x14.600			145.635
B	AREA ____DEDUCTION			
1	7.305	x	1.945	14.208
2	0.900	x	1.665	1.499
3	1.500	x	1.995	2.993
4	0.330	x	3.580	1.181
5	4.100	x	5.300	21.730
6	1.895	x	2.745	5.202
7	2.295	x	2.555	5.864
8	3.660	x	2.015	7.375
9	1.430	x	5.225	7.472
		TOTAL		67.523
	AREA_____A - B			78.112

TYPE - A

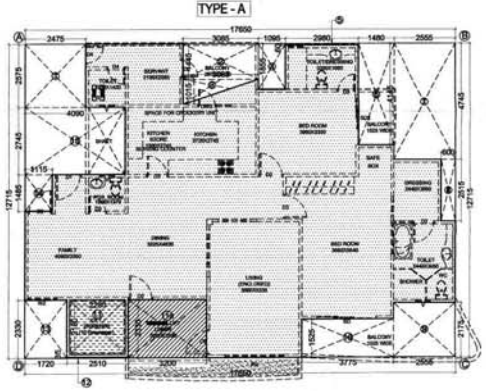

TYPE - B

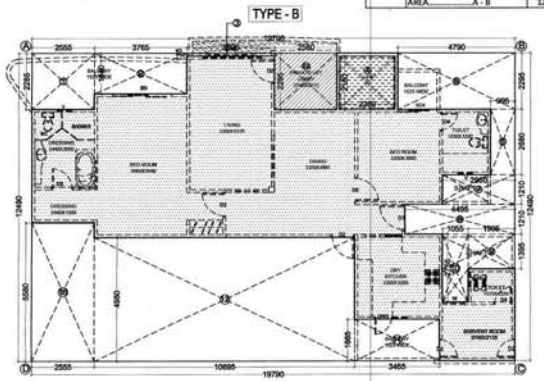

TYPE - C

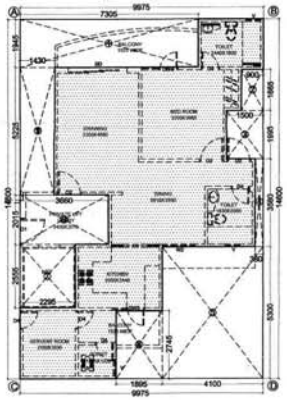

(2) आवेदी को अधिभोग प्रमाण पत्र हेतु आवेदन करते समय विकास प्राधिकरण (आवास) से विधान अनुसार समय प्रतिबंध प्रमाण-पत्र प्राप्त करना होगा।

TOWER U & V

DRAWING NO. 47

TYPICAL FLOOR PLAN
15th to 22nd FLOOR

Map for proposed Building is as per Bye Laws Submitted for approval, please.

AREA STATEMENT TOWER - U & V

SL.NO.	TYPE OF FLAT	AREA PER FLAT	NO. OF FLAT	FAR AREA
1.	TYPE - A	149.32	1	149.32
2.	TYPE - B	122.33	1	122.33
3.	TYPE - C	78.11	1	78.11
4.	COMMON AREA	27.13	1	27.13
	TOTAL-A			376.89

15 % ADDITIONAL FAR TOWER -

A	TYPE - A					
11a	3.200	X	2.295	X		7.344
	TOTAL					7.344
B	TYPE - B					
4a	2.580	X	2.295	X		5.921
	TOTAL					5.921
C	COMMON AREA					
3	2.355	X	1.210	X		2.850
4	1.200	X	2.130	X		2.556
5	2.230	X	2.015	X		4.493
7	1.245	X	5.095	X		6.343
8	2.830	X	4.800	X		13.584
	TOTAL (A+B+C)					43.091

LEGEND

- CUPSOARD
- CUT OUT
- 15% ADDITIONAL
- FAR AREA
- FREE FROM FAR

SUBMISSION DRAWINGS FOR PROPOSED GROUP HOUSING ON PLOT NO GH-01/D, SECTOR NO - 10 AT NOIDA DISTT. GAUTAMBUDH NAGAR (U.P.)

OWNER
PEBBLES PROLEASE PVT. LTD.

ARCHITECT
NATIONAL ARCHITECT & ENGINEERS
14, OLD MAYUR MARKET, GHAZIABAD, PHONE-0120-2700007

DRAWING TITLE	BUILDING TYPE	DRAWING NO.
TYPICAL FLOOR PLAN	U & V	47

NORTH

SCALE 1:100

Encroachments on front, Rear & Side Setbacks invite heavy penalties. Encroachments/Encroachments constitute Building violations contrary to the approved Map.

ARCH. SEAL & SIG.

R. C. Jain
B.Arch. (Hons)
Reg. No. CA/92/15279
National Architect & Engineers
14 Old Mayur Marke
GH-01,Sector-10-201001

OWNERS SIGN.

For Pebbles Prolease Pvt. Ltd.

Auth. Sign./Director

TYPE - B

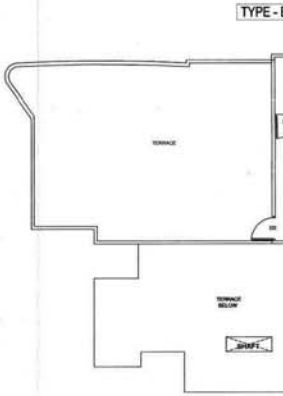

TYPE - C

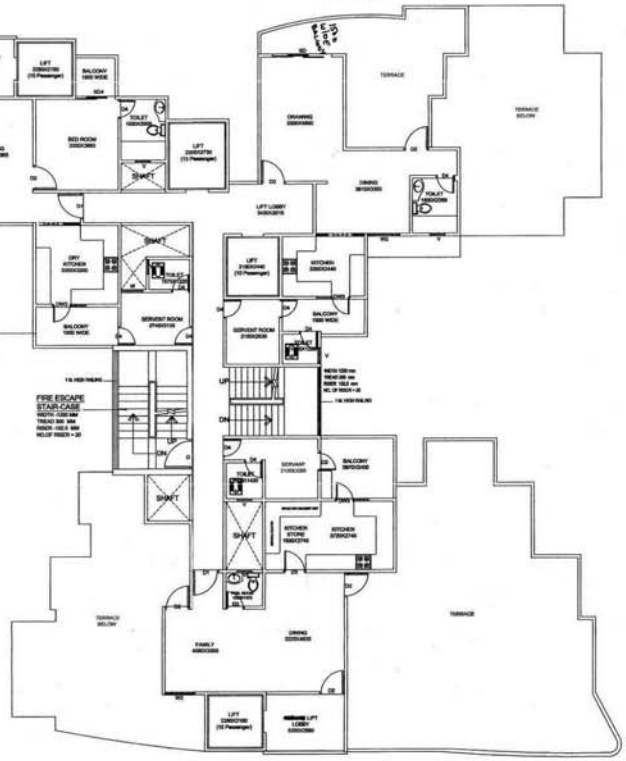

TYPE - A

	TYPE -A	AREA CALCULATION		
S. NO.		SIZE		AREA
A	AREA OF ABCD = 9.540x12.680			120.967
B	AREA .....DEDUCTION			
1	2.475	x	2.575	6.373
2	3.085	x	1.445	4.458
3	3/2 (3.085	x	1.015)	1.566
4	1.995	x	4.950	9.875
5	2.110	x	2.295	4.842
5a	3.200	x	2.295	7.344
6	1.720	x	2.295	3.947
7	1.115	x	1.485	1.656
8	4.090	x	2.745	11.227
9	2.280	x	2.180	4.970
	TOTAL			56.259
	AREA.....A - B			64.708

TYPE - A

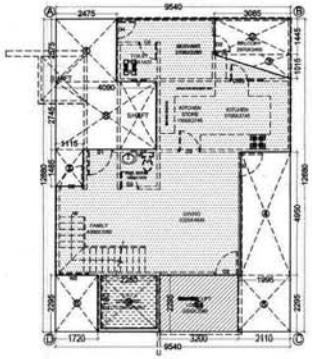

TYPE - B

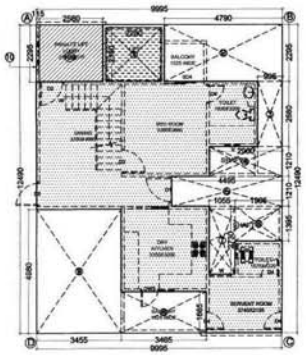

	TYPE -B	AREA CALCULATION		
S. NO.		SIZE		AREA
A	AREA OF ABCD = 9.995x12.490			124.838
B	AREA .....DEDUCTION			
1	2.280	x	2.180	4.970
2	4.790	x	2.295	10.993
3	0.995	x	2.680	2.667
4	2.960	x	1.210	3.582
5	4.495	x	1.210	5.439
6	1.905	x	1.395	2.657
7	1.055	x	2.730	2.880
8	3.465	x	1.665	5.769
9	3.455	x	4.980	17.206
10	0.115	x	2.295	0.264
10a	2.580	x	2.295	5.921
	TOTAL			62.348
	AREA.....A - B			62.489

SCHEDULE OF OPENING							
SL.NO.	TYPE	Material	SIZE	SILL LVL	LINTEL LVL		REMARK
1.	D	WOODEN	1.22 x 2.55	0.0	2.55		DOOR
2.	D1	WOODEN	1.00 x 2.10	0.0	2.10		DOOR
3.	D2	WOODEN	0.75 x 2.10	0.0	2.10		DOOR
4.	DW	U.P.V.C.	0.75+0.600 x 2.10	0.0	2.55		DOOR/WINDOW
5.	SD	U.P.V.C.	2.55 x 2.55	0.0	2.55		DOOR
6.	SD1	U.P.V.C.	1.80 x 2.55	0.0	2.55		DOOR
7.	SD2	U.P.V.C.	1.65 x 2.55	0.0	2.55		DOOR
8.	SD3	U.P.V.C.	1.45 x 2.55	0.0	2.55		DOOR
9.	SW	U.P.V.C.	1.50 x 1.35	0.900	2.55		SAY WINDOW
10.	SW1	U.P.V.C.	1.80 x 1.35	0.900	2.55		SAY WINDOW
11.	V	U.P.V.C.	0.600x0.75	1.80	2.55		VENTILATER
12.	W	WOODEN	1.50 x 1.20	0.900	2.10		WINDOW
13.	W1	WOODEN	1.20x 1.05	1.05	2.10		WINDOW

COMMON AREA

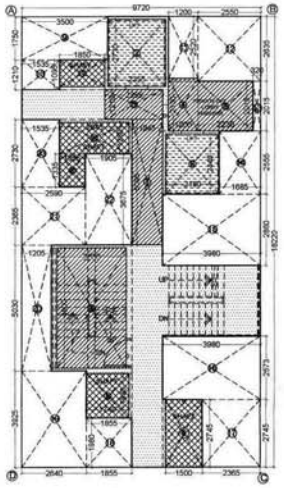

	COMMON AREA			
S. NO.		SIZE		AREA
A	AREA OF ABCD = 9.72X18.22			177.09
B	AREA .....DEDUCTION			
1	1.85	x	1.095	2.03
2	2.355	x	2.73	6.43
3	2.355	x	1.21	2.85
4	1.2	x	2.13	2.56
5	2.23	x	2.015	4.49
6	2.18	x	2.44	5.32
7	1.245	x	5.095	6.34
8	2.83	x	4.8	13.58
9	3.5	x	1.75	6.13
10	1.535	x	1.21	1.86
11	1.2	x	2.52	3.02
12	2.55	x	2.635	6.72
13	3.2	x	2.015	6.45
14	1.685	x	2.555	4.31
15	3.98	x	2.86	11.38
16	3.98	x	2.573	10.24
17	2.365	x	2.745	6.49
18	1.855	x	1.98	3.67
19	2.64	x	3.925	10.36
20	1.205	x	5.03	6.06
21	2.59	x	2.365	6.13
22	1.905	x	3.675	7.00
23	1.535	x	2.73	4.19
a	1.5	x	2.745	4.12
b	1.74	x	1.83	3.18
c	1.055	x	1.335	1.41
d	2.845	x	1.28	3.64
	TOTAL			149.96
	AREA.....A - B			27.13

TYPE - C

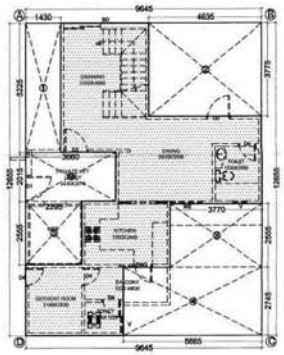

	TYPE -C	AREA CALCULATION		
S. NO.		SIZE		AREA
A	AREA OF ABCD = 9.645x12.655			122.057
B	AREA .....DEDUCTION			
1	1.430	x	5.225	7.472
2	4.635	x	3.775	17.497
3	3.770	x	2.555	9.632
4	5.665	x	2.745	15.550
5	2.295	x	2.555	5.864
6	3.660	x	2.015	7.375
	TOTAL			63.390
	AREA.....A - B			58.667

TOWER - U & V

DRAWING NO. 48

TYPICAL FLOOR PLAN

23rd to 26th FLOOR

AREA STATEMENT TOWER - U & V

SL.NO	TYPE OF FLAT	AREA PER FLAT	NO. OF FLAT	FAR AREA
1.	TYPE - A	64.70	1	64.70
2.	TYPE - B	62.49	1	62.49
3.	TYPE - C	58.66	1	58.66
4.	COMMON AREA	27.13	1	27.13
	TOTAL-A			212.98

15 % ADDITIONAL FAR TOWER -

A	TYPE - A					
5a	3.200	X	2.295	X		7.344
	TOTAL					7.344
B	TYPE - B					
10a	2.580	X	2.295	X		5.921
	TOTAL					5.921
C	COMMON AREA					
3	2.355	X	1.210	X		2.850
4	1.200	X	2.130	X		2.556
5	2.230	X	2.015	X		4.493
7	1.245	X	5.095	X		6.343
8	2.830	X	4.800	X		13.584
	TOTAL (A+B+C)					43.091

Map for proposed Building is as per Bye laws. Submitted for approval please.

LEGEND

- CUPBOARD
- CUT OUT
- 15% ADDITIONAL
- FAR AREA
- FREE FROM FAR

SUBMISSION DRAWINGS FOR PROPOSED GROUP HOUSING ON PLOT NO GH-01/D, SECTOR NO - 107 AT NOIDA DISTT. GAUTAMBUDH NAGAR (U.P.)

OWNER: PEBBLES PROLEASE PVT. LTD.

ARCHITECT: NATIONAL ARCHITECT & ENGINEERS
14, OLD NAYYUG MARKET, GHAZIABAD, PHONE-0120-2708031

DRAWING TITLE	BUILDING TYPE	DRAWING NO.
TYPICAL FLOOR PLAN	U & V	48
NORTH		SCALE 1:100

ARCH. SEAL & SIG.: R.C. Jain, M.Arch (Rke), L.No. CA/92/15079, National Architect & Engineers, 14 Old Nayyug Market, GH-2/1-A-1, Noida

OWNERS SIG.: For Pebbles Prolease Pvt. Ltd. Auth. Sign./Dir.

TYPE - A

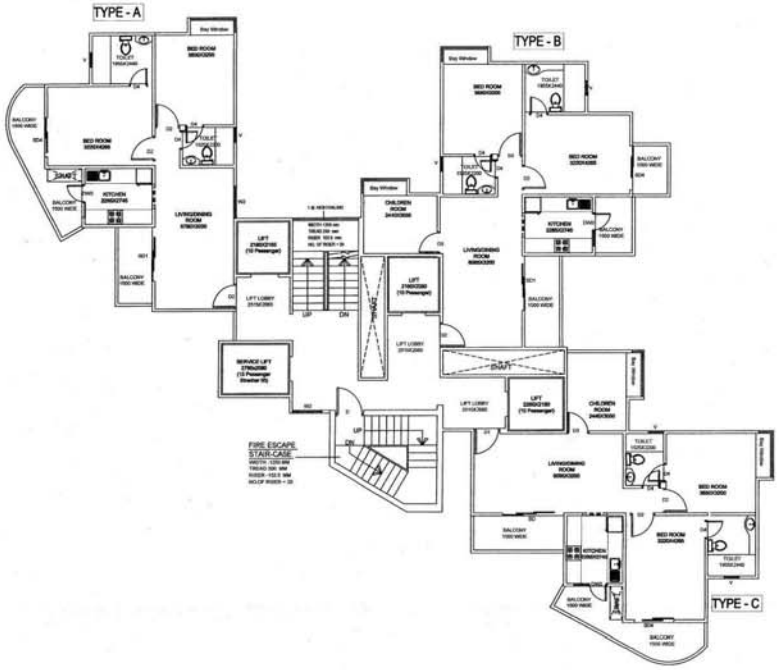

SCHEDULE OF OPENING							
SL.NO.	TYPE	Material	SIZE	SILL LVL	LINTEL LVL	REMARK
1.	D	WOODEN	1.22 x 2.55	0.0	2.55	DOOR
2.	D1	WOODEN	1.00 x 2.10	0.0	2.10	DOOR
3.	D2	WOODEN	0.75 x 2.10	0.0	2.10	DOOR
4.	DW	U.P.V.C	0.75+0.600 x 2.10	0.0	2.55	DOOR/WINDOW
5.	SD	U.P.V.C	3.10 x 2.55	0.0	2.55	DOOR
6.	SD1	U.P.V.C	1.80 x 2.55	0.0	2.55	DOOR
7.	SD2	U.P.V.C	1.60 x 2.55	0.0	2.55	DOOR
8.	SD3	U.P.V.C	1.45 x 2.55	0.0	2.55	DOOR
9.	SW	U.P.V.C	1.90 x 1.95	0.600	2.55	SAY WINDOW
10.	SW1	U.P.V.C	1.80 x 1.95	0.600	2.55	SAY WINDOW
11.	V	U.P.V.C	0.600x0.75	1.95	2.55	VENTILATOR
12.	W	WOODEN	1.50 x 1.20	0.900	2.10	WINDOW
13.	W1	WOODEN	1.20x 1.05	1.05	2.10	WINDOW

COMMON AREA

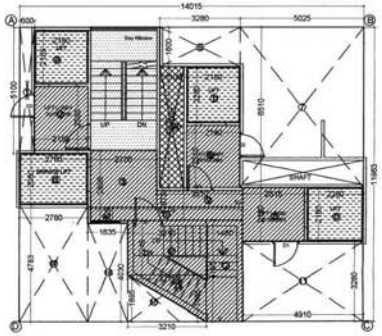

COMMON AREA (TYPICAL FLOOR)						
S. NO.	WIDTH	x	LENGTH			AREA
A	AREA OF ABCD = 14.025x11.963				=	167.661
B	AREA		DEDUCTION			
1	0.600	x	5.100		=	3.060
2	2.180	x	2.580		=	5.624
3	2.700	x	2.835		=	7.655
4	1.100	x	4.905		=	5.396
5	2.180	x	2.510		=	5.472
6	3.280	x	1.600		=	5.248
7	5.025	x	6.510		=	32.713
8	2.515	x	2.180		=	5.483
9	3.510	x	0.675		=	2.369
10	6.210	x	0.525		=	3.260
11	4.910	x	3.260		=	16.105
12	1.480	x	4.145		=	6.135
13	3.210	x	2.245		=	7.206
14	3.215	x	1.895	x 0.500	=	3.046
15	3.210	x	1.895	x 0.500	=	3.041
16	1.635	x	4.030			6.589
17	2.780	x	4.783			13.297
a	2.180	x	2.165			4.720
b	2.180	x	2.280			4.970
c	2.280	x	2.180			4.970
d	2.780	x	2.080			5.782
TOTAL					=	131.698
AREA.....A - B					=	35.963

(TYPE - A) AREA CALCULATION					
S. NO.	WIDTH	x	LENGTH		AREA
A	AREA OF ABCD = 7.810x11.905			=	93.447
B	AREA		DEDUCTION		
1	1.825	x	2.670	=	4.873
2	5.985	x	0.600	=	3.591
3	4.380	x	3.445	=	15.089
4	1.520	x	2.400	=	3.648
TOTAL				=	27.201
AREA.....A - B				=	66.246

TYPE - A

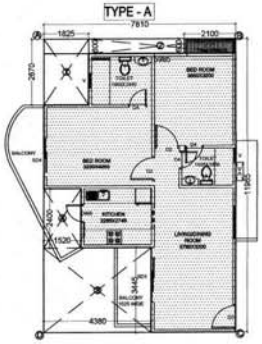

TYPE - B

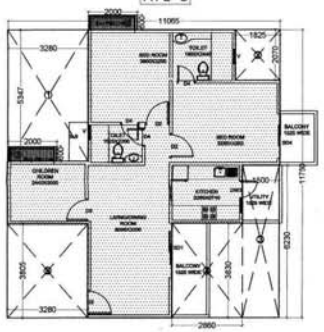

(TYPE - B) AREA CALCULATION					
S. NO.	WIDTH	x	LENGTH		AREA
A	AREA OF ABCD = 11.065 x 11.75			=	130.014
B	AREA		DEDUCTION		
1	3.280	x	5.347	=	17.538
2	1.825	x	2.070	=	3.778
3	1.500	x	6.230	=	9.345
4	2.860	x	3.830	=	10.954
5	3.280	x	3.825	=	12.480
TOTAL				=	54.095
AREA.....A - B				=	75.919

TYPE - C

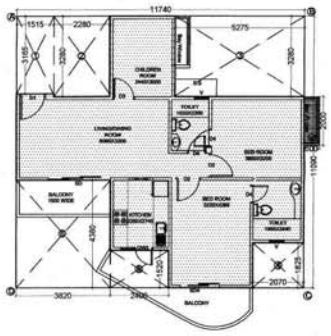

(TYPE - C) AREA CALCULATION					
S. NO.	WIDTH	x	LENGTH		AREA
A	AREA OF ABCD = 11.740 x 11.090			=	130.197
B	AREA		DEDUCTION		
1	1.515	x	3.165	=	4.795
2	2.280	x	3.280	=	7.478
3	5.275	x	3.280	=	17.302
4	2.070	x	1.825	=	3.778
5	2.400	x	1.520	=	3.648
6	3.820	x	4.380	=	16.732
TOTAL				=	53.733
AREA.....A - B				=	76.464

भवन के मात्र पूर्व एवं सादर तैर रेख में अतिक्रमण करने पर भारी धनादेशन शुल्क देना पड़ता है तथा अधिक अतिक्रमण की दशा में भवन भी गिरवाया जा सकता है। अतः सावधान

भवनों के निर्माण में निर्माण पश्चात, आप

Encroachments on front, Rear & Side setbacks invite heavy penalties. Encroachments could be demolished after completion of building as per Bye Laws.

TOWER - K & T

DRAWING NO. 9

TYPICAL FLOOR PLAN

1st to 14th FLOOR

भवन उद्देश्य

नोट: 1. यह मानचित्र लोकहितार्थ की दिशाओं में अधिक तल 5 वर्ष की अवधि तक वैध रहेगा बशर्ते परिवेश का पटरे में अतिक्रमण उल्लंघन की अवधि उससे पूर्व समाप्त न होने की दशा में मानचित्र को वैधता उक्त की तिथि से 5 वर्ष की अवधि तक होगी

DEPARTMENT OF TOWN - K & T

S.	TYPE - A	80.246	1		80.246
2.	TYPE - B	75.919	1		75.919
3.	TYPE - C	76.464	1		76.464
			1		254.59

(2) आवेदी को भवन मानचित्र स्वीकृत कराने हेतु भवन मानचित्र के विवरण अनुसार भवन मानचित्र प्रस्तुत करना होगा

Submitted for approval please.

Ashish Arch

Architect

15 % ADDITIONAL FAR CALCULATION						
S. NO.	WIDTH	x	LENGTH			AREA
2	2.180	x	2.580		=	5.624
3	2.700	x	2.835		=	7.655
5	2.180	x	2.510		=	5.472
8	2.515	x	2.180		=	5.483
9	3.510	x	0.675		=	2.369
10	3.210	x	2.245		=	7.206
12	1.480	x	4.145		=	6.135
13	3.210	x	2.245		=	7.206
14	3.215	x	1.895	x 0.500	=	3.046
a'	2.000	x	0.600	x 5	=	6.000
TOTAL (A)					=	56.196

LEGEND

- CUPBOARD
- CUT OUT
- 15% ADDITIONAL
- FAR AREA
- FREE FROM FAR

SUBMISSION DRAWINGS FOR PROPOSED GROUP HOUSING ON PLOT NO GH-01/D, SECTOR NO - 107 AT NOIDA DISTT. GAUTAMBUDH NAGAR (U.P.)

OWNER

PEBBLES PROLEASE PVT. LTD.

ARCHITECT

NATIONAL ARCHITECT & ENGINEERS
14, OLD NAYYUG MARKET, GHAZIABAD, PHONE-0120-2700007

DRAWING TITLE	BUILDING TYPE	DRAWING NO.
TYPICAL FLOOR PLAN	K & T	9
NORTH		SCALE 1:100

ARCH. SEAL & SIG.

R. C. Jain
B.Arch. (Hons)
Regd. CA/92/15879
National Architect & Engineers
14 Old Nayyug Market
GHAZIABAD-201001

OWNERS SIG.

For Pebbles Prolease Pvt. Ltd.

Auth. Sign./Director

TYPE - A

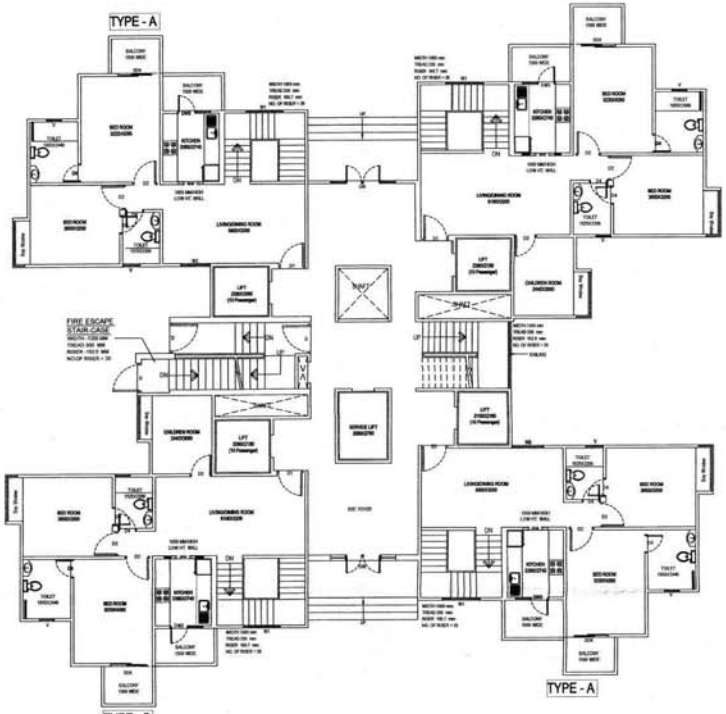

TYPE - B

TYPE - A

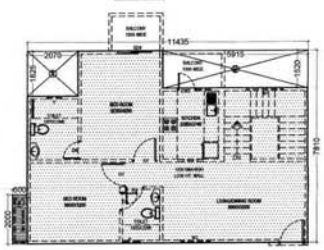

	TYPE - A	AREA CALCULATION		
S. NO.		SIZE		AREA
A	AREA OF ABCD = 11.435X7.81			89.31
B	AREA .....DEDUCTION			
1	2.07	x	1.83	3.78
2	5.92	x	1.52	8.99
	TOTAL			12.77
	AREA.....A - B			76.54

TYPE - B

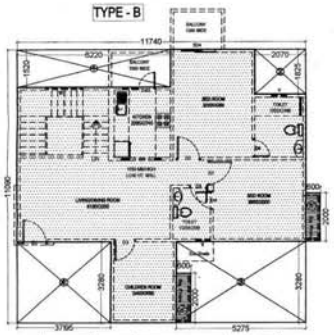

	TYPE - B	AREA CALCULATION		
S. NO.		SIZE		AREA
A	AREA OF ABCD = 11.740X11.090			130.20
B	AREA .....DEDUCTION			
1	6.220	x	1.520	9.45
2	2.070	x	1.825	3.78
3	5.275	x	3.28	17.30
4	3.795	x	3.28	12.45
		TOTAL		42.98
	AREA.....A - B			87.21

SCHEDULE OF OPENING

SL NO.	TYPE	MATERIAL	SIZE	SILL LVL	LINTEL LVL	REMARK
1.	D	WOODEN	1.22 x 2.35	0.0	2.35	DOOR
2.	D1	WOODEN	1.00 x 2.10	0.0	2.10	DOOR
3.	D2	WOODEN	0.75 x 2.10	0.0	2.10	DOOR
4.	DW	U.P.V.C	0.75+0.600 x 2.10	0.0	2.10	DOOR/WINDOW
5.	D0	U.P.V.C	1.10 x 2.55	0.0	2.55	DOOR
6.	D01	U.P.V.C	1.80 x 2.55	0.0	2.55	DOOR
7.	D02	U.P.V.C	1.60 x 2.55	0.0	2.55	DOOR
8.	D03	U.P.V.C	1.40 x 2.55	0.0	2.55	DOOR
9.	DW	U.P.V.C	1.30 x 1.55	0.900	2.55	BAY WINDOW
10.	DW1	U.P.V.C	1.80 x 1.55	0.900	2.55	BAY WINDOW
11.	V	U.P.V.C	0.60x0.75	1.80	2.55	VENTILATOR

COMMON AREA

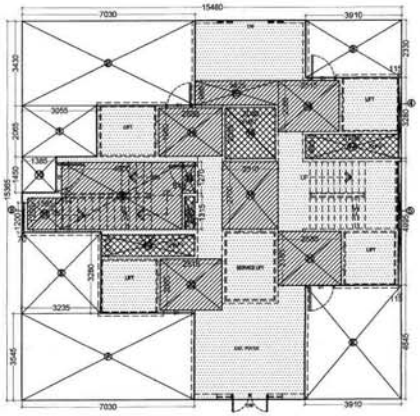

	COMMON AREA (GROUND FLOOR)			
S. NO.		SIZE		AREA
A	AREA OF ABCD = 15.48X15.365			237.85
B	AREA .....DEDUCTION			
1	3.055	x	2.065	6.31
2	7.030	x	3.430	24.11
3	3.910	x	2.330	9.11
4	0.115	x	3.280	0.38
5	0.115	x	4.995	0.57
6	3.910	x	4.645	18.16
7	7.030	x	3.545	24.92
8	3.235	x	3.280	10.61
9	0.700	x	1.200	0.84
10	1.385	x	1.450	2.01
11	1.385	x	1.250	1.73
12	4.900	x	2.700	13.23
13	0.515	x	1.270	0.65
14	2.580	x	1.950	5.03
15	2.080	x	2.065	4.30
16	2.515	x	2.065	5.19
17	3.795	x	0.985	3.74
18	2.310	x	2.700	6.24
19	3.795	x	8.700	33.02
20	2.515	x	2.065	5.19
21	2.580	x	2.180	5.62
22	0.400	x	1.315	0.53
23	3.425	X	0.985	3.37
		TOTAL		184.87
	AREA.....A - B			52.98

	COMMON AREA (GROUND COVERAGE)			
S. NO.		SIZE		AREA
A	AREA OF ABCD = 15.48X15.365			237.85
B	AREA .....DEDUCTION			
1	3.055	x	2.065	6.31
2	7.03	x	3.43	24.11
3	3.91	x	2.33	9.11
4	0.115	x	3.28	0.38
5	0.115	x	4.995	0.57
6	3.91	x	4.645	18.16
7	7.03	x	3.545	24.92
8	3.235	x	3.28	10.61
9	0.7	x	1.2	0.84
10	1.385	x	1.45	2.01
15	2.08	x	2.065	4.30
17	3.795	x	0.985	3.74
19	3.795	x	8.70	33.02
22	0.40	x	1.315	0.53
		TOTAL		138.60
	AREA.....A - B			99.25

TOWER - A & B

Encroachments on front, Rear & Side setbacks (write heavy-headed) Extra elements could be demolished to Please Revised Map. building

DRAWING NO. 23

GROUND FLOOR PLAN

AREA STATEMENT TOWER

GROUND FLOOR FAR OF TOWER

SL.NO.	TYPE OF FLAT	AREA PER FLAT	NO. OF FLAT	TOTAL FAR AREA
1.	TYPE - A	[illegible]	[illegible]	[illegible]
2.	TYPE - B	[illegible]	[illegible]	[illegible]
3.	COMMON AREA	[illegible]	[illegible]	52.98
			TOTAL	392.40

GROUND COVERAGE OF TOWER

SL.NO.	TYPE OF FLAT	AREA PER FLAT	NO. OF FLAT	TOTAL FAR AREA
1.	TYPE - A	78.54	[illegible]	[illegible]
2.	TYPE - B	87.21	1	174.42
3.	COMMON AREA	99.25	1	99.25
	TOTAL			426.75
a'	0.60	x 2.00	x 2	2.40
b'	0.60	x 2.00	x 2	2.40
c'	0.60	x 2.00	x 2	2.40
	TOTAL COVERAGE			432.55

	15 % ADDITIONAL FAR TOWER -			
a'	0.60	2.00	x 2	2.52
b'	0.60	2.00	x 2	2.52
c'	0.60	2.00	x 2	2.52
11	1.385	x	1.25	1.73
12	4.900	x	2.70	13.23
13	0.515	x	1.27	0.65
14	2.580	x	1.95	5.03
16	2.515	x	2.07	5.19
18	2.310	x	2.70	6.24
20	2.515	x	2.07	5.19
21	2.580	x	2.18	5.62
23	3.425	x	0.99	3.37
		TOTAL		53.83

LEGEND

- CUPBOARD
- CUT OUT
- 15% ADDITIONAL
- FAR AREA
- FREE FROM FAR

SUBMISSION DRAWINGS FOR PROPOSED GROUP HOUSING ON PLOT NO GH-01/D, SECTOR NO - 107 AT NOIDA DISTT. GAUTAMBUDH NAGAR (U.P.)

OWNER

PEBBLES PROLEASE PVT. LTD.

ARCHITECT

NATIONAL ARCHITECT & ENGINEERS
14, OLD MAYURI MARKET, GHAZIABAD, PHONE-0120-2700097

DRAWING TITLE	BUILDING TYPE	DRAWING NO.
GROUND FLOOR PLAN	M,N & R	23
NORTH		SCALE 1:100

ARCH. SEAL & SIG.

R. C. Jain
B.Arch.(Hons)
M/CA/92/15879
National Architect & Engineers
14 Old Mayuri Market
GH-02/A & 4D-201001

OWNERS SIG.

TOWER - K & T

Encroachments on front, Rear & Side setbacks invite heavy penalties. Encroachments could be demolished also Please avoide encroachments as per Sanctioned Map.

DRAWING NO. 8

GROUND FLOOR PLAN

TYPE - A

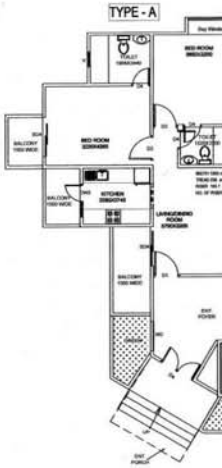

TYPE - B

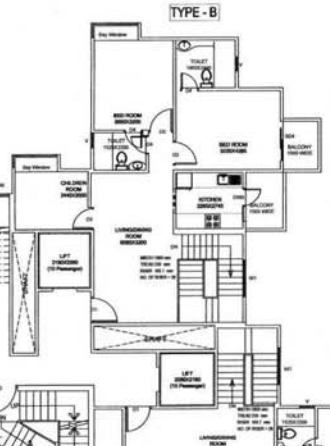

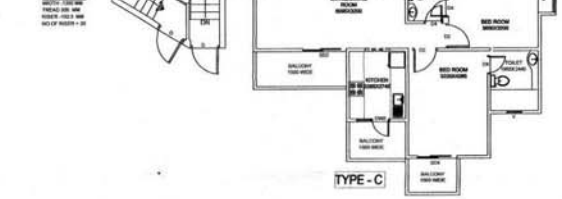

TYPE - C

SCHEDULE OF OPENING							
SL NO.	TYPE	MATERIAL	SIZE	SILL LVL	LINTEL LVL		REMARK
1	D	WOODEN	1.22 x 2.55	0.0	2.55		DOOR
2	D1	WOODEN	1.00 x 2.10	0.0	2.10		DOOR
3	D2	WOODEN	0.75 x 2.10	0.0	2.10		DOOR
4	DW	U.P.V.C	0.75+0.600 x 2.10	0.0	2.10		DOOR/WINDOW
5	D3	U.P.V.C	0.75 x 2.55	0.0	2.55		DOOR
6	D3T	U.P.V.C	1.80 x 2.55	0.0	2.55		DOOR
7	D3T	U.P.V.C	1.60 x 2.55	0.0	2.55		DOOR
8	D3T	U.P.V.C	1.40 x 2.55	0.0	2.55		DOOR
9	DW	U.P.V.C	1.80 x 1.95	0.600	2.55		BAY WINDOW
10	DW1	U.P.V.C	1.80 x 1.95	0.600	2.55		BAY WINDOW
11	V	U.P.V.C	0.60x0.75	1.65	2.55		VENTILATOR
12	W	WOODEN	1.50 x 1.20	0.900	2.10		WINDOW
13	W1	WOODEN	1.20x 1.05	1.05	2.10		WINDOW

COMMON AREA

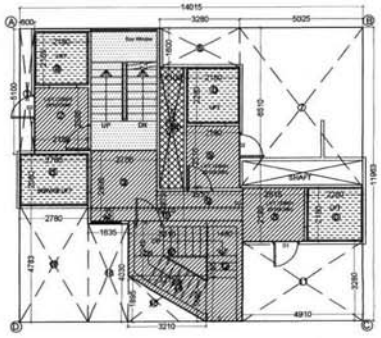

TYPE - A

(TYPE -A) AREA CALCULATION					
S. NO.	WIDTH	x	LENGTH		AREA
A	AREA OF ABCD = 10.790 x 9.970			=	107.576
B	AREA .....DEDUCTION				
1	1.825	x	2.070	=	3.778
2	2.980	x	4.845	=	14.438
3	2.980	x	2.280	=	6.794
4	2.860	x	2.050	=	5.863
5	1.520	x	4.450	=	6.764
TOTAL				=	37.637
AREA.....A - B				=	69.939

TYPE - B

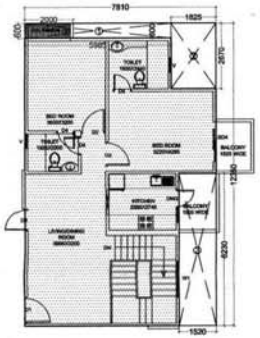

(TYPE -B) AREA CALCULATION					
S. NO.	WIDTH	x	LENGTH		AREA
A	AREA OF ABCD = 7.810x12.350			=	96.454
B	AREA .....DEDUCTION				
1	5.985	x	0.600	=	3.591
2	1.825	x	2.670	=	4.873
3	1.520	x	6.230	=	9.470
TOTAL				=	17.933
AREA.....A - B				=	78.521

TYPE - C

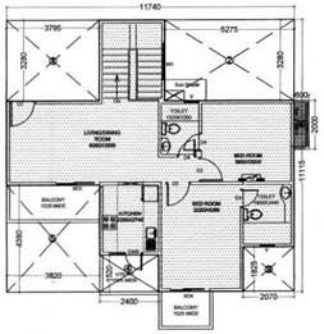

(TYPE -C) AREA CALCULATION					
S. NO.	WIDTH	x	LENGTH		AREA
A	AREA OF ABCD = 11.740x11.115			=	130.49
B	AREA .....DEDUCTION				
1	3.795	x	3.280	=	12.448
2	5.275	x	3.280	=	17.302
3	2.070	x	1.825	=	3.778
4	2.400	x	1.520	=	3.648
5	3.820	x	4.380	=	16.732
TOTAL				=	53.907
AREA.....A - B				=	76.583

COMMON AREA (TYPICAL FLOOR)						
S. NO.	WIDTH	x	LENGTH			AREA
A	AREA OF ABCD = 14.02x11.963				=	167.661
B	AREA .....DEDUCTION					
1	0.600	x	5.100		=	3.060
2	2.180	x	2.580		=	5.624
3	2.700	x	2.835		=	7.655
4	3.100	x	4.905		=	5.396
5	2.180	x	2.510		=	5.472
6	3.280	x	1.600		=	5.248
7	5.025	x	6.510		=	32.713
8	2.515	x	2.180		=	5.483
9	3.510	x	0.675		=	2.369
10	6.230	x	0.525		=	3.260
11	4.910	x	3.280		=	16.105
12	1.480	x	4.145		=	6.135
13	3.210	x	2.245		=	7.206
14	3.215	x	1.895	x 0.500	=	3.046
15	3.210	x	1.895	x 0.500	=	3.041
16	1.635	x	4.030			6.589
17	2.780	x	4.703			13.257
a	2.180	x	2.165			4.720
b	2.180	x	2.280			4.970
c	2.280	x	2.180			4.970
d	2.180	x	2.080			5.262
TOTAL					=	131.698
AREA.....A - B					=	35.963

LEGEND

- CUPBOARD
- CUT OUT
- 15% ADDITIONAL
- FAR AREA
- FREE FROM FAR

(1)	TOWER - K & T		
	GROUND FLOOR	NO. OF FLAT	FAR AREA
	TYPE - A	1	69.939
	TYPE - B	1	78.521
	TYPE - C	1	76.583
	COMMON AREA	1	35.963
	TOTAL		261.006

(2) TOWER - K & T

S.NO.	TYPE OF FLAT	AREA PER FLAT	NO. OF FLAT	FAR AREA
1.	TYPE - A	69.939	1	69.939
2.	TYPE - B	78.521	1	78.521
3.	TYPE - C	76.583	1	76.583
4.	COMMON AREA	35.963	1	35.963
5.	15 % ADDITIONAL FAR			53.796
	TOTAL GROUND COVERAGE			314.802

15 % ADDITIONAL FAR CALCULATION						
S. NO.	WIDTH	x	LENGTH			AREA
2	2.180	x	2.580		=	5.624
3	2.700	x	2.835		=	7.655
5	2.180	x	2.510		=	5.472
8	2.515	x	2.180		=	5.483
9	3.510	x	0.675		=	2.369
10	3.210	x	2.245		=	7.206
12	1.480	x	4.145		=	6.135
13	3.210	x	2.245		=	7.206
14	3.215	x	1.895	x 0.500	=	3.046
a'	2.000	x	0.600	x 3	=	3.600
TOTAL (A)					=	53.796

SUBMISSION DRAWINGS FOR PROPOSED GROUP HOUSING ON PLOT NO GH-01/D, SECTOR NO - 107 AT NOIDA DISTT. GAUTAMBUDH NAGAR (U.P.)

OWNER

PEBBLES PROLEASE PVT. LTD.

ARCHITECT

NATIONAL ARCHITECT & ENGINEERS
14, OLD NAYYUG MARKET , GHAZIABAD, PHONE-0120-2790887

DRAWING TITLE	BUILDING TYPE	DRAWING NO.
GROUND FLOOR PLAN	K & T	8
NORTH		SCALE 1:100

ARCH. SEAL & SIG.

R C Jain
B.Arch. (Hons)
L.No. CA/90/15879
Partner, National Architect & Engineers
14, Old Nayyug Market
NOIDA-201301

OWNERS SIG.

For Pebbles Prolease Pvt. Ltd.
Auth. Sign./Dir.

TYPE - A

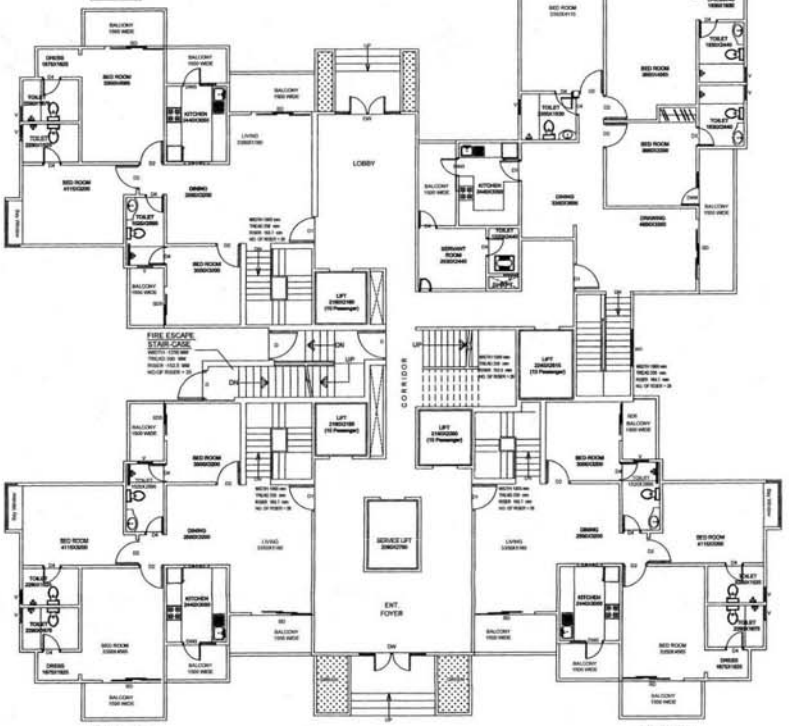

TYPE - A

TYPE - A

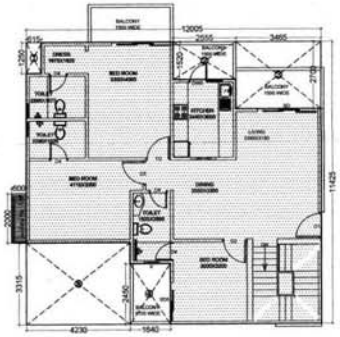

	TYPE -A	AREA CALCULATION		
S. NO.		SIZE		AREA
A	AREA OF ABCD = 12.005X11.429			137.16
B	AREA	DEDUCTION		
1	0.615	x	1.25	0.77
2	2.555	x	1.52	3.88
3	3.465	x	2.7	9.36
4	1.64	x	2.45	4.02
5	4.23	x	3.315	14.02
		TOTAL		32.05
	AREA		(A - B)	105.11

	TYPE -B	AREA CALCUATION		
S. NO.		SIZE		AREA
A	AREA OF ABCD = 13.495X12.445			167.94
B	2.43	x	4.245	10.32
C	0.46	x	0.115	0.05
		TOTAL		178.31
D	AREA	DEDUCTION		
1	4.19	x	6.175	25.90
2	1.945	x	5.875	11.43
3	2.13	x	2.185	4.65
4	1.64	x	3.465	5.68
5	1.22	x	0.495	0.60
		TOTAL		48.27
	AREA		(A+B+C) - D	130.03

TYPE - B

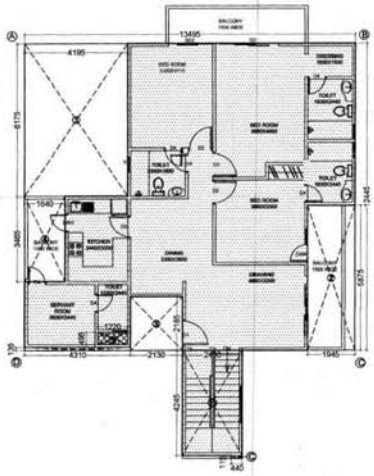

SCHEDULE OF OPENING						
S.NO.	TYPE	Material	SIZE	SILL LVL	LINTEL LVL	REMARK
1	D	WOODEN	1.22 x 2.10	0.0	2.10	DOOR
2	D1	WOODEN	1.00 x 2.10	0.0	2.10	DOOR
3	D2	WOODEN	0.75 x 2.10	0.0	2.10	DOOR
4	DW	U.P.V.C	0.75+0.600 x 2.10	0.0	2.10	DOOR/WINDOW
5	SD	U.P.V.C	1.50 x 2.55	0.0	2.55	DOOR
6	SD1	U.P.V.C	1.80 x 2.55	0.0	2.55	DOOR
7	SD2	U.P.V.C	1.60 x 2.55	0.0	2.55	DOOR
8	SD3	U.P.V.C	1.40 x 2.55	0.0	2.55	DOOR
9	BW	U.P.V.C	1.80 x 1.35	0.600	2.55	BAY WINDOW
10	BW1	U.P.V.C	1.80 x 1.35	0.600	2.55	BAY WINDOW
11	V	U.P.V.C	0.600x0.75	1.80	2.55	VENTILATOR
12	W	WOODEN	1.50 x 1.20	0.900	2.10	WINDOW
13	W1	WOODEN	1.20x 1.05	1.05	2.10	WINDOW

COMMON AREA

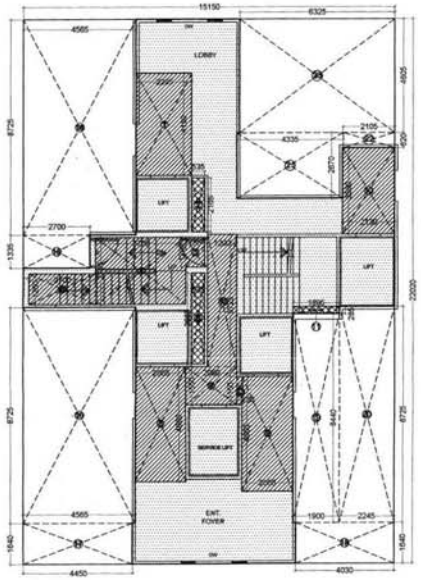

COMMON AREA (GROUND FLOOR)				
S. NO.		SIZE		AREA
A	AREA OF ABCD = 15.15x22.02			333.603
B	AREA	DEDUCTION		
1	2.295	x	4.15	9.52
2	0.535	x	2.165	1.16
3	0.765	x	1.2	0.92
4	3.7	x	2.7	9.99
5	2.7	x	1.25	3.38
6	0.535	x	3.665	1.96
7	2.08	x	1.55	3.22
8	2.065	x	4.66	9.62
9	2.065	x	4.66	9.62
10	2.13	x	3.5	7.46
11	1.895	x	0.285	0.54
12	1.2	x	5.725	6.87
13	0.23	x	1.15	0.26
14	4.565	x	8.725	39.83
15	2.7	x	1.335	3.60
16	4.565	x	8.725	39.83
17	4.45	x	1.64	7.30
18	4.03	x	1.64	6.61
19	1.9	x	8.44	16.04
20	2.245	x	8.725	19.59
21	4.335	x	2.67	11.57
22	2.105	x	0.62	1.31
23	6.325	x	4.605	29.13
		TOTAL		278.46
	AREA		A - B	155.14

COMMON AREA (GROUND COVERAGE)				
S. NO.		SIZE		AREA
A	AREA OF ABCD = 15.15x22.02			333.603
B	AREA	DEDUCTION		
2	0.535	x	2.165	1.16
6	0.535	x	3.665	1.96
11	1.895	x	0.285	0.54
14	4.565	x	8.725	39.83
15	2.7	x	1.335	3.60
16	4.565	x	8.725	39.83
17	4.45	x	1.64	7.30
18	4.03	x	1.64	6.61
19	1.9	x	8.44	16.04
20	2.245	x	8.725	19.59
21	4.335	x	2.67	11.57
22	2.105	x	0.62	1.31
23	6.325	x	4.605	29.13
		TOTAL		178.46
	AREA		A - B	155.14

TOWER O&P

DRAWING NO. 31

GROUND FLOOR PLAN

AREA STATEMENT TOWER - O & P

GROUND FLOOR FAR OF TOWER				
SL.NO.	TYPE OF FLAT	AREA PER FLAT	NO. OF FLAT	FAR AREA
1.	TYPE - A	105.11	3	315.33
2.	TYPE - B	130.03	1	130.03
3.	COMMON AREA	94.28	1	94.28
			TOTAL	[illegible]

GROUND COVERAGE OF TOWER							
SL.NO.	TYPE OF FLAT	AREA PER FLAT			NO. OF FLAT		FAR AREA
1.	TYPE - A	105.11			3		315.33
2.	TYPE - B	130.03			1		130.03
3.	COMMON AREA	155.14			1		155.14
	TOTAL						600.50
a	0.60	X	2.00	X	3		3.60
	TOTAL COVERAGE						604.10

15 % ADDITIONAL FAR TOWER -

a	0.60	X	2.00	X	3	3.60
1	2.295	X	4.15	X		9.52
3	0.765	X	1.20	X		0.92
4	3.70	X	2.70	X		9.99
5	2.70	X	1.25	X		3.38
7	2.08	X	1.55	X		3.22
8	2.065	X	4.66	X		9.62
9	2.065	X	4.66	X		9.62
10	2.13	X	3.50	X		7.46
12	1.20	X	5.725	X		6.87
13	0.23	X	1.15	X		0.26
				TOTAL(A)		64.46

LEGEND

- CUPBOARD
- CUT OUT
- 15% ADDITIONAL
- FAR AREA
- FREE FROM FAR

SUBMISSION DRAWINGS FOR PROPOSED GROUP HOUSING ON PLOT NO GH-01/D, SECTOR NO - 107 AT NOIDA DISTT. GAUTAMBUDH NAGAR (U.P.)

OWNER
PEBBLES PROLEASE PVT. LTD.

ARCHITECT
NATIONAL ARCHITECT & ENGINEERS
14, OLD NAYYUG MARKET , GHAZIABAD, PHONE-0120-2790057

DRAWING TITLE	BUILDING TYPE	DRAWING NO.
GROUND FLOOR PLAN	O & P	31

NORTH

SCALE 1:100

ARCH. SEAL & SIG.
R.C. Jain
B.Arch. (Rke)
Reg. No. CA/92/15879
National Architect & Engineers
14 Old Nayyug Market
GHAZIABAD-201001

OWNERS SIG.
Pebbles Prolease Pvt. Ltd.
Auth. Sign./Director

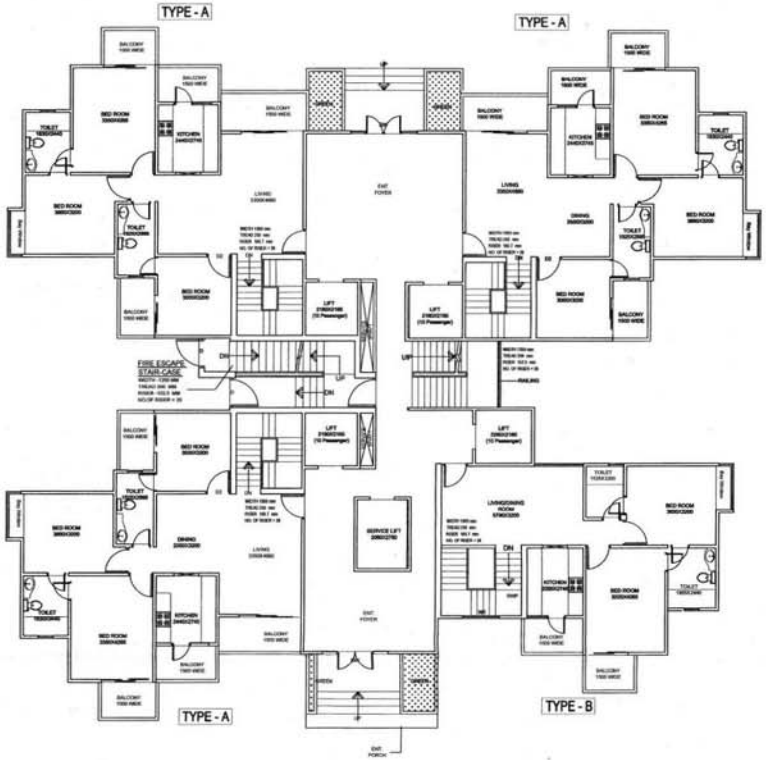

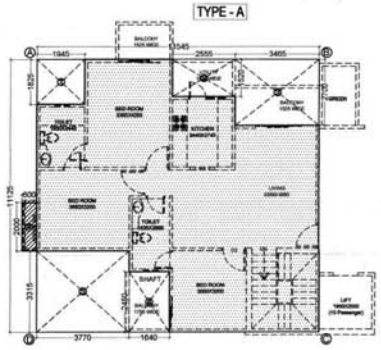

	TYPE -A	AREA CALCULATION		
S. NO.		SIZE		AREA
A	AREA OF ABCD = 11.545x11.125			128.438
B	AREA .....DEDUCTION			
1	1.945	x	1.825	3.550
2	2.555	x	1.520	3.884
3	1.465	x	2.700	9.356
4	1.640	x	2.450	4.018
5	1.770	x	3.315	12.498
		TOTAL		33.304
	AREA.....A - B			95.134

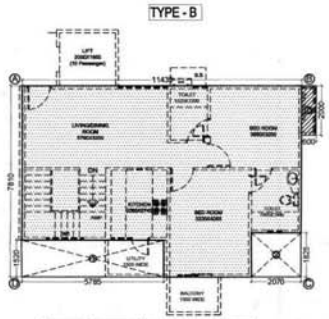

	TYPE -B	AREA CALCULATION		
S. NO.		SIZE		AREA
A	AREA OF ABCD = 11.435x7.810			89.307
B	AREA .....DEDUCTION			
1	5.785	x	1.520	8.793
2	2.070	x	1.825	3.778
		TOTAL		12.571
	AREA.....A - B			76.736

SCHEDULE OF OPENING						
SL.NO.	TYPE	MATERIAL	SIZE	SILL LVL	LINTEL LVL	REMARK
1	D1	WOODEN	1.20 x 2.10	0.0	2.10	DOOR
2	D1	WOODEN	1.00 x 2.10	0.0	2.10	DOOR
3	D2	WOODEN	0.75 x 2.10	0.0	2.10	DOOR
4	DM	U.P.V.C	0.75+0.800 x 2.10	0.0	2.10	DOOR/WINDOW
5	SD1	U.P.V.C	3.10 x 2.55	0.0	2.55	DOOR
6	SD1	U.P.V.C	1.80 x 2.55	0.0	2.55	DOOR
7	SD2	U.P.V.C	1.60 x 2.55	0.0	2.55	DOOR
8	SD3	U.P.V.C	1.40 x 2.55	0.0	2.55	DOOR
9	BW	U.P.V.C	1.90 x 1.35	0.600	1.95	BAY WINDOW
10	BW1	U.P.V.C	1.90 x 1.95	0.600	2.55	BAY WINDOW
11	V	U.P.V.C	0.60x0.75	1.80	2.55	VENTILATER
12	W	WOODEN	1.50 x 1.20	0.900	2.10	WINDOW
13	W1	WOODEN	1.20x 1.05	1.05	2.10	WINDOW

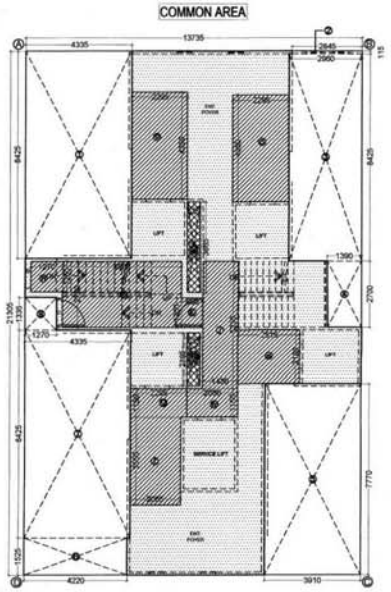

	COMMON AREA			
S. NO.		SIZE		AREA
A	AREA OF ABCD = 13.735X21.305			292.624
B	AREA .....DEDUCTION			
1	4.335	x	8.425	36.522
2	2.845	x	0.115	0.327
3	2.960	x	8.425	24.938
4	1.390	x	2.700	3.753
5	3.910	x	7.770	30.381
6	4.220	x	1.525	6.436
7	4.335	x	8.425	36.522
8	1.270	x	1.135	1.695
9	0.535	x	3.665	1.961
10	0.535	x	2.165	1.158
c	2.295	x	4.350	9.983
d	2.295	x	4.350	9.983
e	2.515	x	2.180	5.483
f	2.065	x	3.550	7.331
g	2.295	x	1.150	2.639
h	2.080	x	1.150	2.392
j	1.430	x	5.210	7.450
k	0.880	x	1.200	1.056
m	4.900	x	2.700	13.230
n	1.270	x	1.250	1.588
		TOTAL		204.829
	AREA.....A - B			87.796

TOWER - L

DRAWING NO. 16

GROUND FLOOR PLAN

AREA STATEMENT TOWER - L

GROUND FLOOR FAR OF TOWER

SL.NO.	TYPE OF FLAT	AREA PER FLAT	NO. OF FLAT	FAR AREA
1.	TYPE - A	95.134	3	285.40
2.	TYPE - B	76.736	1	76.73
3.	COMMON AREA	87.796	1	87.79
		TOTAL		449.92

GROUND COVERAGE OF TOWER

SL.NO.	TYPE OF FLAT	AREA PER FLAT	NO. OF FLAT	FAR AREA
1.	TYPE - A	95.134	3	285.40
2.	TYPE - B	76.736	1	76.73
3.	COMMON AREA	87.796	1	87.79
5.	15 %ADDITIONAL FAR	66.14	1	65.90
	TOTAL-A			515.82

15 % ADDITIONAL FAR TOWER -

a	0.600	X	2.000	X	3	3.60
b	0.600	X	2.000	X	1	1.20
c	2.295	X	4.350	X		9.98
d	2.295	X	4.350	X		9.98
e	2.515	X	2.180	X		5.48
f	2.065	X	3.550	X		7.33
g	2.295	X	1.150	X		2.63
h	2.080	X	1.150	X		2.39
j	1.430	X	5.210	X		7.45
k	0.880	X	1.200	X		1.05
m	4.900	X	2.700	X		13.23
n	1.270	X	1.250	X		1.58
			TOTAL			65.90

LEGEND

- CUPBOARD
- CUT OUT
- 15% ADDITIONAL
- FAR AREA
- FREE FROM FAR

SUBMISSION DRAWINGS FOR PROPOSED GROUP HOUSING ON PLOT NO GH-01/D, SECTOR NO - 107 AT NOIDA DISTT. GAUTAMBUDH NAGAR (U.P.)

OWNER
PEBBLES PROLEASE PVT. LTD.

ARCHITECT
NATIONAL ARCHITECT & ENGINEERS
14, OLD NAYYUG MARKET, GHAZIABAD, PHONE-0120-2790007

DRAWING TITLE	BUILDING TYPE	DRAWING NO.
GROUND FLOOR PLAN	L	16
NORTH		SCALE 1:100

ARCH. SEAL & SIG.
R.C. Jain
Arch. (Reg.)
Reg. CA/90/1879
National Architect & Engineers
14 Old Nayyug Market
GHAZIABAD-201001

OWNERS SIG.
For Pebbles Prolease Pvt. Ltd.
Auth. Sign./D

TYPE - B

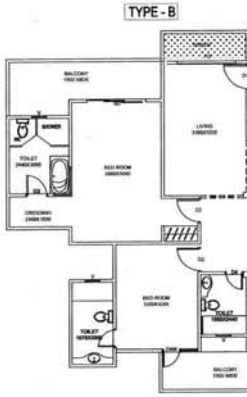

TYPE - C

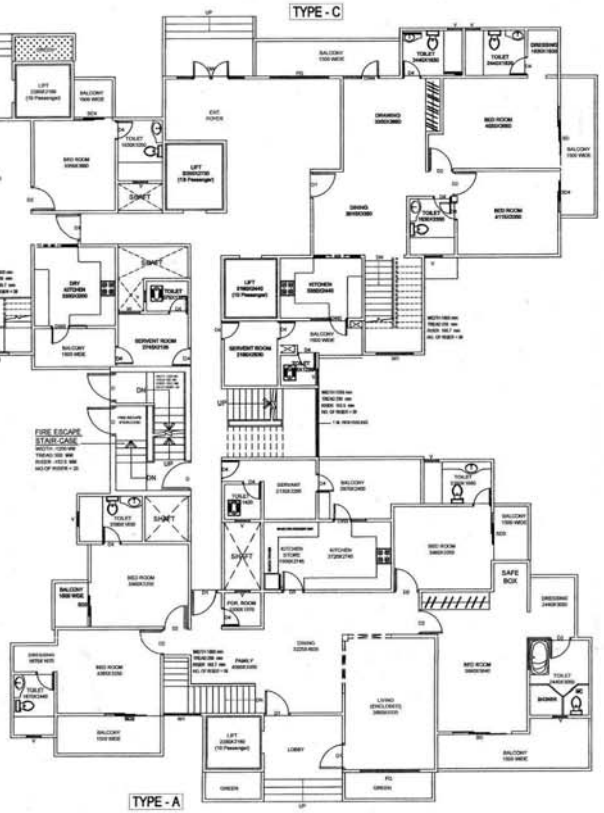

COMMON AREA

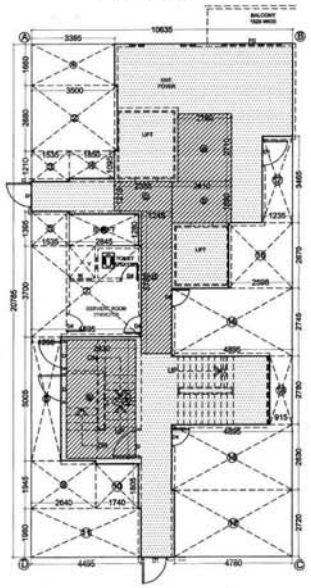

SCHEDULE OF OPENING							
SL.NO.	TYPE	Material	SIZE	SILL LVL	LINTEL LVL	REMARK	
1.	D1	WOODEN	1.22 x 2.55	0.0	2.55	DOOR	
2.	D1	WOODEN	1.00 x 2.10	0.0	2.10	DOOR	
3.	D2	WOODEN	0.75 x 2.10	0.0	2.10	DOOR	
4.	D4	U.P.V.C.	0.75+0.600 x 2.10	0.0	2.55	DOOR	
5.	SD	U.P.V.C.	2.10 x 2.55	0.0	2.55	DOOR	
6.	SD1	U.P.V.C.	1.80 x 2.55	0.0	2.55	DOOR	
7.	SD2	U.P.V.C.	1.60 x 2.55	0.0	2.55	DOOR	
8.	SD3	U.P.V.C.	1.40 x 2.55	0.0	2.55	DOOR	
9.	SW	U.P.V.C.	1.50 x 1.35	0.600	2.55	SKY WINDOW	
10.	SW1	U.P.V.C.	1.80 x 1.35	0.600	2.55	SKY WINDOW	
11.	V	U.P.V.C.	0.60x0.75	1.80	2.55	VENTILATOR	
12.	W	WOODEN	1.50 x 1.20	0.900	2.10	WINDOW	
13.	W1	WOODEN	1.20x 1.05	1.05	2.10	WINDOW	

S. NO.	COMMON AREA			AREA
A	AREA OF ABCD = 33.628X30.780			221.040
B	AREA	DEDUCTION		
1	3.385 x	1.640		5.519
2	3.500 x	2.680		9.380
3	1.535 x	1.270		1.950
4	1.850 x	1.091		2.024
5	1.535 x	1.395		2.141
6	1.945 x	1.395		2.712
7	4.495 x	1.704		20.633
8	1.370 x	1.640		2.247
9	2.640 x	1.945		5.133
10	1.740 x	1.945		3.383
11	4.495 x	1.395		6.269
12	4.780 x	2.720		12.993
13	4.850 x	2.630		12.756
14	0.915 x	2.780		2.544
15	4.850 x	2.740		13.407
16	2.590 x	2.570		6.557
17	1.270 x	3.403		4.276
a	2.950 x	2.720		5.908
b	2.420 x	1.690		4.073
c	2.355 x	1.210		2.850
d	1.245 x	5.780		7.196
e	2.830 x	4.800		13.584
		TOTAL		159.983
AREA	A - B			61.057

S. NO.	TYPE - A	AREA CALCULATION		
		SIZE		AREA
A	AREA OF ABCD = 23.808x12.725			303.040
B	AREA	DEDUCTION		
1	5.545 x		1.425	7.902
2	1.855 x		3.375	6.261
3	1.245 x		2.805	3.493
4	2.980 x		2.740	7.651
5	1.570 x		1.475	2.383
6	1.210 x		1.905	2.283
7	1/2 (2.570 x		1.015)	1.307
8	2.980 x		0.090	0.268
9	1.480 x		4.175	6.176
10	2.555 x		4.775	12.200
11	2.515 x		0.890	2.239
12	2.070 x		2.660	5.506
13	1.775 x		1.325	2.709
14a	3.200 x		1.275	3.344
15	5.965 x		2.205	13.736
16	1.905 x		1.440	2.743
17	1.790 x		0.600	1.074
18	3.210 x		3.195	10.254
19	2.725 x		2.080	5.624
		TOTAL		326.086
AREA	A - B			297.363

S. NO.	TYPE - B	AREA CALCULATION		
		SIZE		AREA
A	AREA OF ABCD = 18.790x13.490			253.172
B	AREA	DEDUCTION		
1	2.705 x		1.280	3.636
2	3.765 x		1.640	6.175
3	3.590 x		0.115	0.413
4a	2.580 x		2.295	5.921
5	4.790 x		2.270	10.913
6	0.915 x		1.680	2.057
7	2.590 x		1.210	3.134
8	4.850 x		1.210	5.870
9	1.050 x		1.730	1.816
10	1.905 x		1.995	3.800
11	3.370 x		1.600	5.392
12	3.590 x		0.900	3.231
13	1.860 x		1.195	2.223
14	1.410 x		0.980	2.076
15	2.555 x		3.580	9.147
16	4.345 x		1.400	6.083
17	2.555 x		0.980	2.504
		TOTAL		75.330
AREA	A - B			171.842

S. NO.	TYPE - C	AREA CALCULATION		
		SIZE		AREA
A	AREA OF ABCD = 23.875x14.600			352.575
B	AREA	DEDUCTION		
1	3.305 x		1.940	14.206
2	4.895 x		3.775	18.476
3	5.665 x		3.460	13.682
4	2.295 x		2.670	6.128
5	3.780 x		2.740	4.986
6	2.345 x		1.570	3.680
7	5.570 x		5.300	29.521
		TOTAL		89.403
AREA	A - B			263.172

TYPE - A

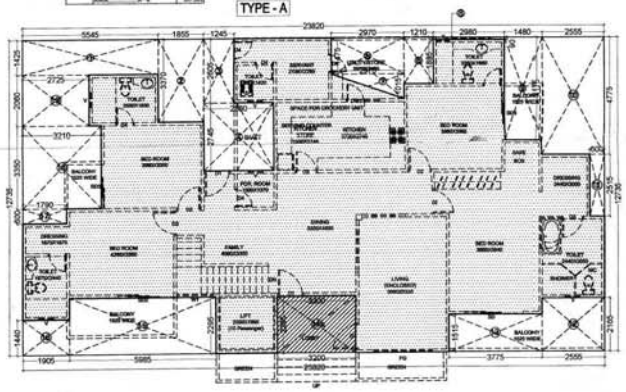

TYPE - B

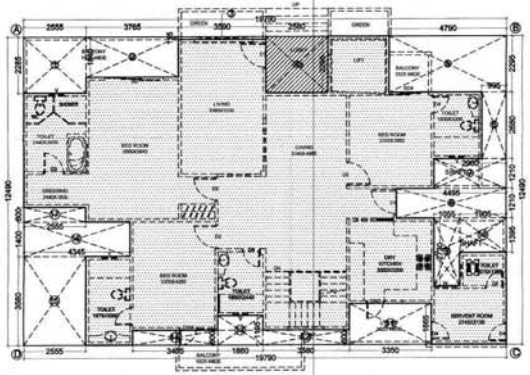

TYPE - C

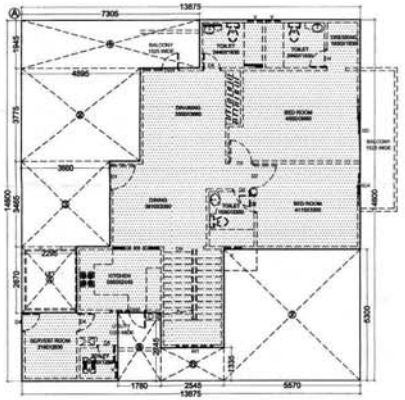

DRAWING NO. 45

GROUND FLOOR PLAN

AREA STATEMENT TOWER - U & V

GROUND FLOOR

SL.NO	TYPE OF FLAT	AREA PER FLAT	NO. OF FLAT	FAR AREA
1.	TYPE - A	197.261	1	197.261
2.	TYPE - B	171.847	1	171.847
3.	TYPE - C	113.274	1	113.274
4.	COMMON AREA	59.863	1	59.863
	TOTAL-A			542.245

AREA STATEMENT TOWER - A

GROUND COVERAGE

SL.NO	TYPE OF FLAT	AREA PER FLAT	NO. OF FLAT	FAR AREA
1.	TYPE - A	197.261	1	197.261
2.	TYPE - B	171.847	1	171.847
3.	TYPE - C	113.274	1	113.274
4.	COMMON AREA	59.863	1	59.863
5.	15 %ADDITIONAL FAR	46.876	1	46.876
	TOTAL-A			589.121

15 % ADDITIONAL FAR TOWER -

A	TYPE - A					
14a	3.20	X	2.295	X		7.344
			TOTAL			7.344
B	TYPE - B					
4a	2.580	X	2.295	X		5.921
			TOTAL			5.921
C	COMMON AREA					
a	2.180	X	2.710	X		5.908
b	2.410	X	1.690	X		4.073
c	2.355	X	1.210	X		2.850
d	1.245	X	5.780	X		7.196
e	2.830	X	4.800	X		13.584
	TOTAL (A+B+C)					46.876

LEGEND

- CUPSOARD
- CUT OUT
- 15% ADDITIONAL
- FAR AREA
- FREE FROM FAR

SUBMISSION DRAWINGS FOR PROPOSED GROUP HOUSING ON PLOT NO GH-01/D, SECTOR NO - 107 AT NOIDA DISTT. GAUTAMBUDH NAGAR (U.P.)

OWNER: PEBBLES PROLEASE PVT. LTD.

ARCHITECT: NATIONAL ARCHITECT & ENGINEERS
14, OLD NAYYUG MARKET, GHAZIABAD, PHONE-0120-2700

DRAWING TITLE	BUILDING TYPE	DRAWING NO.
GROUND FLOOR PLAN	U & V	45
NORTH		SCALE 1:100

ARCH. SEAL & SIG.: R C Jain, B.Arch. (Hons), Reg. No. CA/92/15879, National Architect & Engineers, 14 Old Nayyug Market, GHAZIABAD

OWNERS SIG.: For Pebbles Prolease Pvt. Ltd. Auth. Sign./Director