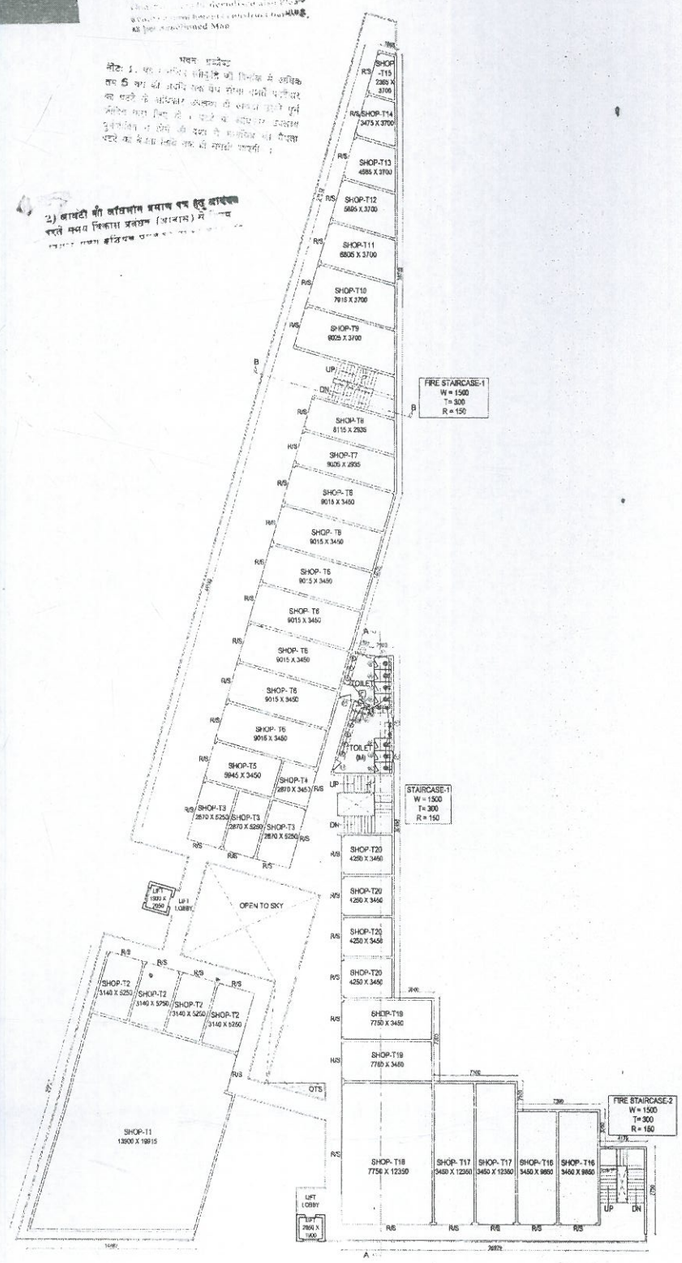

FIRST FLOOR PLAN

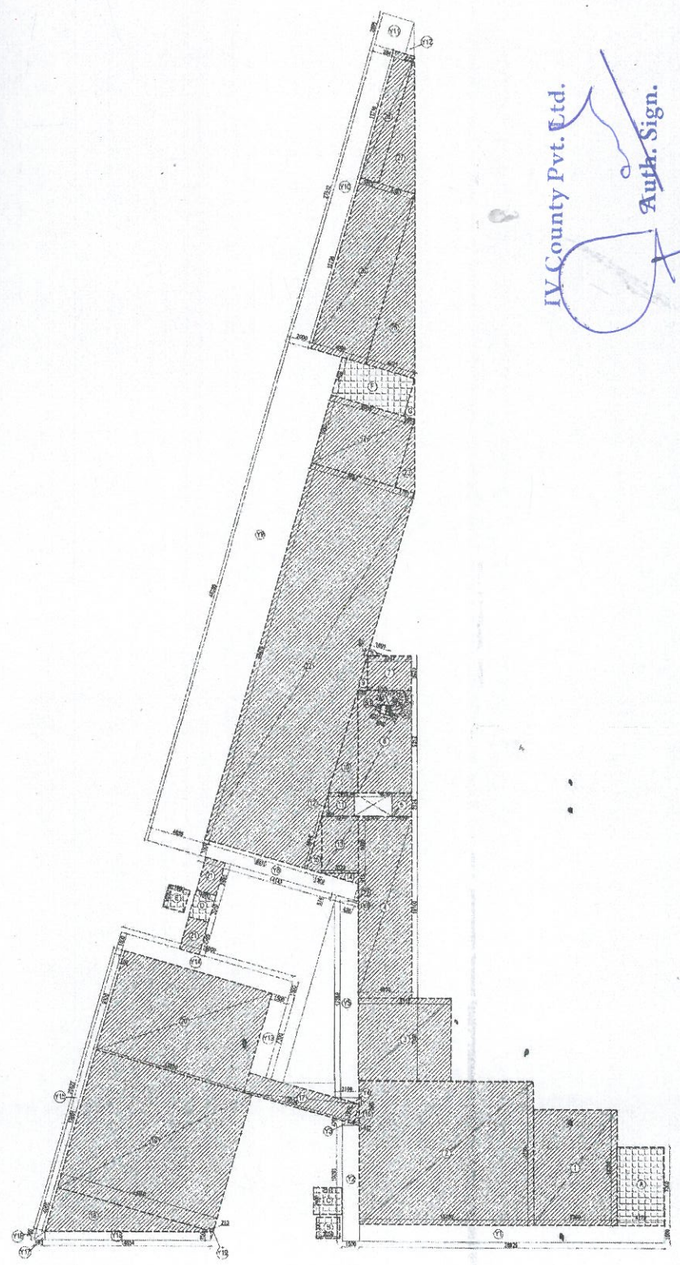

FIRST FLOOR PLAN

F.A.R. COVERED AREA CALCULATION FOR FIRST FLOOR							
S.NO	PARTICULARS						AREA(SQ.M)
1			7.300	X	10.250	=	74.825
2			15.450	X	12.750	=	196.988
3			8.150	X	7.300	=	59.495
4			4.650	X	16.100	=	74.865
5			1.699	X	2.124	=	3.609
6			4.650	X	9.212	=	42.836
7			3.791	X	3.020	=	11.449
8	0.5	X	0.467	X	1.691	=	0.395
9	0.5	X	0.859	X	3.020	=	1.297
10	0.5	X	2.619	X	9.212	=	12.063
11			2.270	X	2.124	=	4.821
12	0.5	X	0.804	X	2.124	=	0.641
13			3.223	X	5.005	=	16.131
14	0.5	X	0.919	X	3.223	=	1.481
15	0.5	X	1.369	X	4.844	=	3.316
16	0.5	X	0.512	X	1.800	=	[illegible]
17			10.024	X	1.800	=	18.043
18	0.5	X	4.066	X	14.300	=	29.072
19			14.300	X	12.661	=	181.052
20			13.550	X	9.100	=	123.305
21	2	X	1.800	X	2.995	=	10.782
22			9.415	X	34.878	=	328.376
23	0.5	X	1.781	X	6.265	=	5.579
24			7.692	X	6.265	=	48.190
25	0.5	X	4.491	X	15.796	=	35.470
26			4.996	X	15.796	=	78.917
27	0.5	X	3.331	X	11.716	=	19.513
28			1.665	X	11.716	=	19.507
TOTAL AREA (A)						=	1363.460

SUBTRACTION							
S1			0.750	X	0.497	=	0.373
S2	0.5	X	0.068	X	0.240	=	0.008
S3			0.240	X	0.489	=	0.117
S4	0.5	X	0.158	X	0.489	=	0.039
S5			0.398	X	0.26	=	0.103
TOTAL AREA (B)						=	0.640

TOTAL F.A.R. (A-B)						=	1362.820

NON F.AR AREA OF BALCONY							
Y1			26.929	X	1.500	=	40.394
Y2			1.500	X	10.281	=	15.422
Y3	0.5	X	0.426	X	1.500	=	0.320
Y4	0.5	X	0.597	X	2.100	=	0.627
Y5			2.100	X	17.389	=	36.517
Y6	0.5	X	0.574	X	2.100	=	0.603
Y7	0.5	X	0.426	X	1.500	=	0.320
Y8			14.143	X	1.500	=	21.2145
Y9			4.835	X	46.093	=	222.860
Y10			2.000	X	27.512	=	55.024
Y11			2.842	X	2.895	=	8.228
Y12	0.5	X	0.823	X	2.895	=	1.191
Y13			1.500	X	7.300	=	10.950
Y14			15.800	X	1.500	=	23.700
Y15			25.827	X	0.750	=	19.370
Y16	0.5	X	0.750	X	0.993	=	0.372
Y17	0.5	X	0.750	X	0.993	=	0.372
Y18			14.654	X	0.750	=	10.991
Y19	0.5	X	0.213	X	0.750	=	0.080
TOTAL AREA						=	468.553

AREA CALCULATION TOWARDS 15% ADDITIONAL F.AR AT FIRST FLOOR							
A			4.179	X	7.000	=	29.253
B			2.050	x	1.900	=	3.895
C			2.510	X	2.400	=	6.024
D			1.800	X	2.510	=	4.518
E			1.900	X	2.050	=	3.895
F			6.653	X	3.450	=	22.953
G	0.5	X	0.981	x	3.450	=	3.384
TOTAL AREA						=	73.922

FIRST FLOOR OPENING SCHEDULE						
S.No.	Opening Type & SIZE		Locations	HEIGHT	Rough Opening Sizes	
	TYPE	SIZE			Cill (mm)	Lintel (mm)
1	D1	1000	MALE/FEMALE TOILET ENTRANCE	2400	0	2400
2	D2	800	WC	2400	0	2400
3	D3	600	JANITOR CLOSET	2400	0	2400
4	V1	1000	MALE/FEMALE TOILET ENTRANCE	900	1500	2400

IV County Pvt. Ltd.
Auth. Sign.

NORTH POINT

This drawing is a "COPYRIGHT" contents of this drawing or part thereof may not be used or reproduced without the permission of the Architect

NO. OF PRINT	DATE	ISSUED TO	REMARKS

REVISION	DATE	DESCRIPTION	BY

GENERAL NOTES:
1. ANY HABITABLE ROOM, TOILET, KITCHEN ETC. IF IT IS NOT NATURALLY VENTILATED WILL BE MECHANICALLY VENTILATED.
2. FIRE STAIRCASE IS OF PRESSURISED TYPE AS PER N.B.C.

AREA LEGEND

F.A.R AREA

COUNTED IN 15 % F.A.R AREA

PLUMBING LEGEND	
1	100Ø SOIL & VENT PIPE
2	100Ø WASTE & VENT PIPE
3	150Ø RAIN WATER PIPE
4	COLD WATER SUPPLY ON TAKE
5	80 Ø CWS RISER PIPE TO O.H. TANK
6	75 Ø RAIN WATER PIPE
FD	FLOOR DRAIN(WITH GRATING)
FT	FLOOR TRAP (100 x 75mm WITH GRATING)
BD	BALCONY DRAIN(WITH GRATING)
WB TO FT	32Ø WASTE PIPE
FD TO FT	50Ø WASTE PIPE
FT TO VERTICAL STACK	75Ø WASTE PIPE
WC TO VERTICAL STACK	100Ø SOIL PIPE

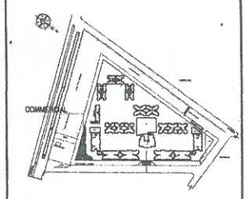

SUBMISSION DRAWING

CLIENT
IV COUNTY PVT. LTD.

PROJECT
Cleo County
PROPOSED GROUP HOUSING FOR IV COUNTY PVT. LTD. AT PLOT NO.-GH-05,SECTOR-121, NOIDA, U.P.

DATE	PROJECT INCHARGE	CHECKED BY
29.06.2016	RAVINDRA SINGH	RAVINDRA SINGH
SCALE	DRAWN BY	APPROVED BY
1:200	MAYUR SACHDEVA	VISHAL SHARMA

DRAWING TITLE
FIRST FLOOR PLAN
TOWER - COMMERCIAL

OWNER SIGN

ARCHITECT SIGN
VISHAL SHARMA ARCHITECT CA-89/3328 NEW DELHI

TOWN PLANNER SIGN.

TOWN PLANNER

ARCHITECTS
Confluence
B-25, SEC-3 NOIDA-201301 Ph: +91-11-25519090 Ph: +91-11-45561155 eco@confluence.co.in www.confluence.co.in Member of IGBC ISO - 9001 : 2000
ECONOMICALLY ECO FRIENDLY ECOLOGICALLY ECONOMICALLY

DRAWING NO.
S-075

This drawing is available on www.fbs.