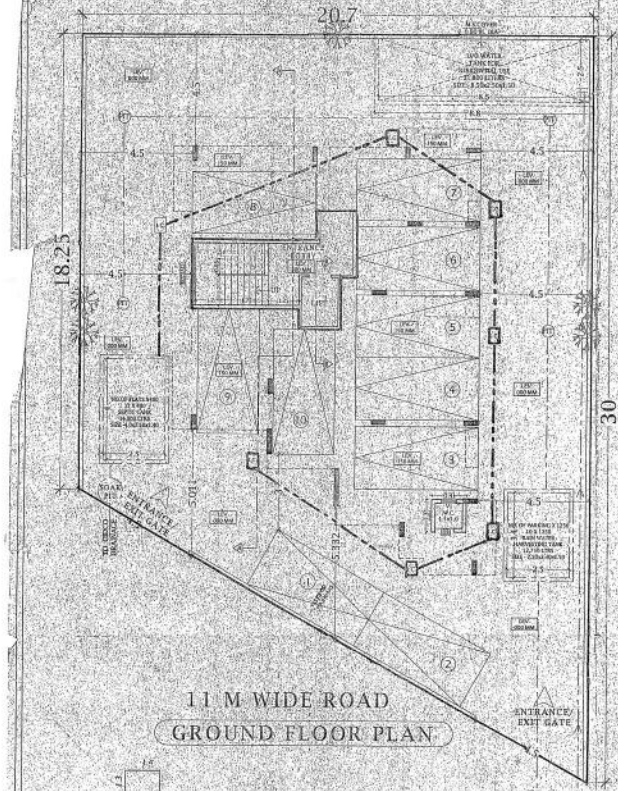

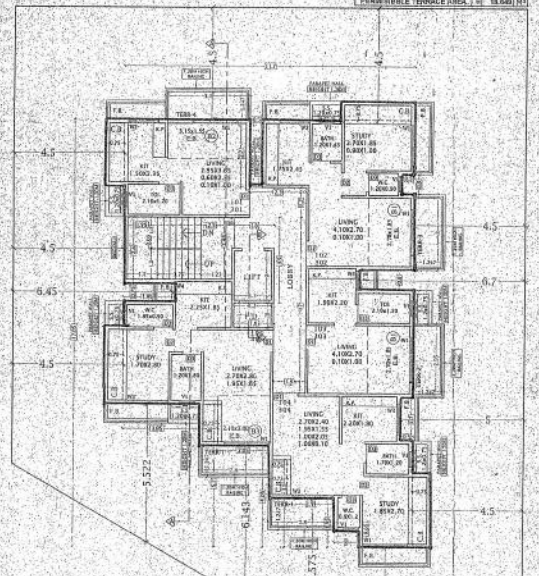

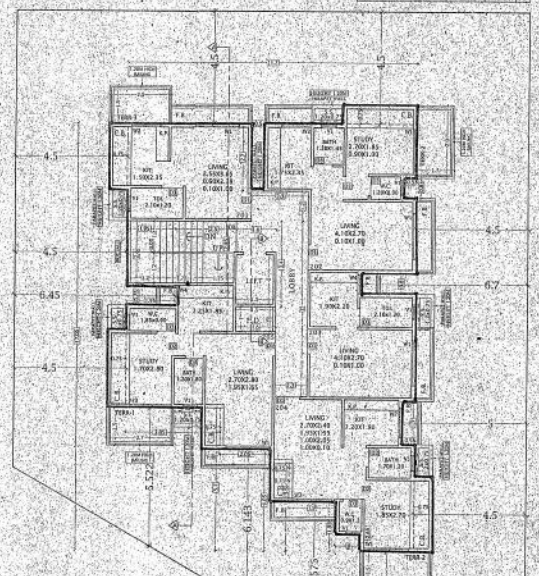

PROJECTED TERRACE AREA							
TERR-1	=	2.800	x	1.247	x	1	= 3.493 M²
TERR-2	=	2.950	x	1.247	x	1	= 3.679 M²
TERR-3	=	3.000	x	1.247	x	1	= 3.741 M²
TERR-4	=	3.400	x	1.247	x	1	= 4.240 M²
TOTAL TERRACE AREA							= 15.153 M²
PERMISSIBLE TERRACE AREA							= 18.648 M²

PROJECTED TERRACE AREA							
TERR-1	=	2.700	x	1.900	x	1	= 4.050 M²
TERR-2	=	2.900	x	1.500	x	3	= 8.700 M²
TERR-3	=	2.500	x	1.500	x	1	= 3.750 M²
TOTAL TERRACE AREA							= 16.500 M²
PERMISSIBLE TERRACE AREA							= 18.648 M²

11 M WIDE ROAD

GROUND FLOOR PLAN

AREA DIAGRAM OF GROUND FLOOR

GROUND FLOOR AREA						
AREA OF BLOCK						
1	1.400	x	1.300	x	1	= 1.820 M²
BUILT UP AREA						= 1.820 M²

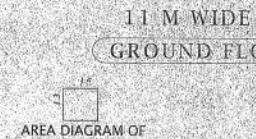

COMPOUND WALL

FLOOR	FLAT NO.	CARPET AREA	C.B. AREA
1	101	17.097	1.763
	102	26.233	2.025
	103	18.030	0.000
	104	23.930	3.188
	105	25.115	3.338
2	201	17.097	1.763
	202	26.233	2.025
	203	18.030	0.000
	204	23.930	3.188
	205	25.115	3.338
3	301	17.097	1.763
	302	26.233	2.025
	303	18.030	0.000
	304	23.930	3.188
	305	25.115	3.338
4	401	17.097	1.763
	402	26.233	2.025
	403	18.030	0.000
	404	23.930	3.188
	405	25.115	3.338
5	501	17.097	1.763
	502	26.233	2.025
	503	18.030	0.000
	504	23.930	3.188
	505	25.115	3.338
6	601	17.097	1.763
	602	26.233	2.025
	603	18.030	0.000
	604	23.930	3.188
	605	25.115	3.338
7	701	14.857	1.988
	702	23.095	0.000
	703	16.590	0.000
	704	23.930	3.188
	705	25.115	3.338

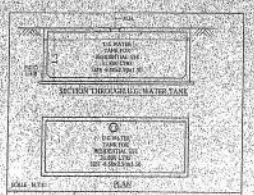

SECTION THROUGH U.G. WATER TANK



UNDER GROUND WATER TANK

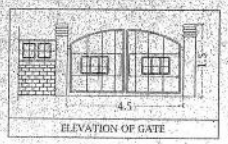

ELEVATION OF GATE

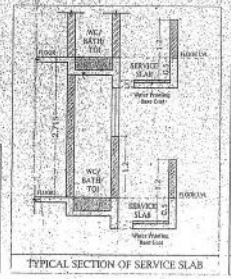

TYPICAL SECTION OF SERVICE SLAB

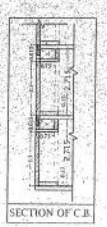

SECTION OF C.B.

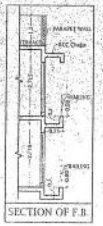

SECTION OF F.B.

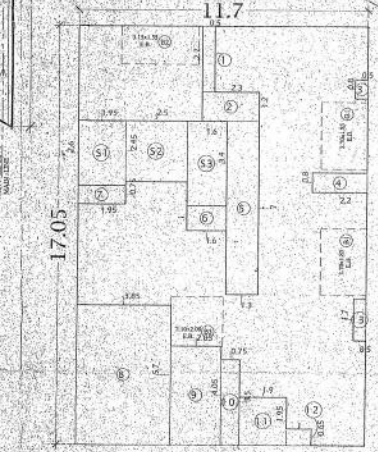

AREA DIAGRAM OF 1ST TO 3RD FLOOR

1ST TO 3RD FLOOR AREA CALCULATION

AREA OF BLOCK							
1	11.700	x	17.050	x	1	=	199.485 M²

DEDUCTIONS							
1	0.500	x	2.700	x	1	=	1.350 M²
2	2.300	x	1.200	x	1	=	2.760 M²
3	0.500	x	0.800	x	1	=	0.400 M²
4	2.200	x	0.800	x	1	=	1.760 M²
5	1.300	x	7.000	x	1	=	9.100 M²
6	1.600	x	1.000	x	1	=	1.600 M²
7	1.950	x	0.750	x	1	=	1.463 M²
8	3.850	x	5.700	x	1	=	21.945 M²
9	2.050	x	4.050	x	1	=	8.303 M²
10	0.750	x	3.500	x	1	=	2.625 M²
11	1.900	x	1.950	x	1	=	3.705 M²
12	1.000	x	0.650	x	1	=	0.650 M²
13	0.500	x	1.700	x	1	=	0.850 M²
TOTAL DEDUCTION							55.511 M²

BALCONY DEDUCTIONS							
B1	2.700	x	1.850	x	2	=	9.990 M²
B2	3.150	x	1.550	x	1	=	4.883 M²
B3	2.100	x	2.000	x	1	=	4.200 M²
TOTAL BALCONY							19.073 M²

STAIR CASE AREA							
S1	1.950	x	2.600	x	1	=	5.070 M²
S2	2.300	x	2.450	x	1	=	5.635 M²
S3	1.600	x	2.400	x	1	=	3.840 M²
TOTAL AREA							14.545 M²

GROSS AREA							
199.485	-	55.511	=	143.974 M²			

18% PERMISSIBLE BALCONY							
143.974	x	18 / 100	=	10.649 M²			

BUILT UP AREA FOR FSI							
143.974	+	18.635	+	18.649	=	107.690	M²

BUILT UP AREA				
BUILT UP AREA	=	107.690	M²	

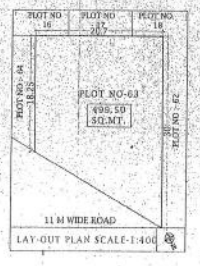

LAY-OUT PLAN SCALE-1:400



BLOCK PLAN SCALE-1:400

5. WATER CAPACITY CALCULATION

A. RESIDENTIAL NO. OF FLATS x 5 PERSONS/FLAT x 200 x 2.5 = 35 x 5 x 200 x 2.5 = 52,500 LTR

TOTAL WATER SUPPLY REQUIRED = 52,500

U.G. WATER TANK CAPACITY = 31,500 LTRS (SIZE 8.50M x 2.50M x 1.50M)

O.H. WATER TANK CAPACITY = 46,500 LTRS (SIZE 4.45M x 4.20M x 2.50M)

	FIRE		DOMESTIC		TOTAL
	REQ.	PROP.	REQ.	PROP.	
UGT	0	0	31500	31500	31500
OHT	25000	25000	21000	21000	46000
TOT.	25000	25000	52500	52500	77500

6. BALCONY ENCLOSURE PREMIUM

FLOOR	SR	SIZE	NO	AREA	FL	RATE	AMOUNT
1ST TO 3RD	B1	2.700 x 1.850	2	9.990 M²	3	800	4800
	B2	3.150 x 1.550	1	4.883 M²	3	800	2400
	B3	2.100 x 2.000	1	4.200 M²	3	800	2400
4TH	B1	1.650 x 1.500	1	2.475 M²	1	800	800
	B2	3.155 x 1.500	1	4.733 M²	1	800	800
	B3	1.750 x 1.500	1	2.625 M²	1	800	800
	B4	2.000 x 1.500	1	3.000 M²	1	800	800
	B5	2.700 x 1.500	2	4.050 M²	2	800	1600
5TH TO 6TH	B1	1.650 x 1.500	1	2.475 M²	2	800	1600
	B2	3.155 x 1.500	1	4.733 M²	2	800	1600
	B3	1.750 x 1.500	1	2.625 M²	2	800	1600
	B4	2.000 x 1.500	1	3.000 M²	2	800	1600
	B5	2.700 x 1.500	2	4.050 M²	2	800	3200
	B6	1.800 x 1.000	1	1.800 M²	2	800	1600
	B7	2.000 x 1.000	1	2.000 M²	2	800	1600
	B8	2.100 x 1.000	1	2.100 M²	2	800	1600
	B9	1.850 x 1.000	1	1.850 M²	2	800	1600
7TH	B1	4.900 x 2.000	1	9.800 M²	3	2000	2000
	B2	1.750 x 2.000	1	3.500 M²	3	800	800
	B3	2.000 x 2.000	1	4.000 M²	3	800	800
	B4	2.700 x 2.000	2	5.400 M²	3	1200	2400
	B5	0.750 x 1.000	2	0.750 M²	3	800	1600
	B6	1.800 x 2.000	1	3.600 M²	3	800	800
	B7	2.000 x 1.700	1	3.400 M²	3	800	800
	B8	2.100 x 1.500	1	3.150 M²	3	800	1600
	B9	1.850 x 1.500	1	2.775 M²	3	800	800
TOTAL							42000

7. PARKING STATEMENT

PARKING STATEMENT	TENAME NOS	PARKING REQ.	PARKING PRO.
1. NOS OF TENAMENTS UPTO 45 M²	35	0.750	9
2. NOS OF TENAMENTS UPTO 60 M²	0	0.000	0
3. NOS OF TENAMENTS ABOVE 90 M²	-	-	-
4. PARKING FOR COMM.1 NO. PER 80 M²	0.000	0.000	0
5. VISITORS PARKING		0.875	1
TOTAL PROP. PARKING		0.625	10

SEAL & STAMP OF APPROVAL

APPROVED SUBJECT TO THE CONDITION MENTIONED IN this dig. letter
No CIDCO/BP-TP(NW)/ 1155 - -
09 OCT 2015
Manjula
Sr. Plan (BP)TPO
CIDCO of Maharashtra Ltd.
Palgad Bhavan, 4th Floor,
Plot No. 4, Sector-11,
CBD Belapur, Navi Mumbai.

GROUND TO 2ND FLOOR PLAN

1. AREA STATEMENT

		SQ.M.
1	AREA OF PLOT	499.500
2	PERMISSIBLE F.S.I.	1.500
3	PERMISSIBLE BUA	749.250
4	PROPOSED BUA	749.194
a	GROUND FLOOR	1.820
b	FIRST FLOOR	107.690
c	SECOND FLOOR	107.690
d	THIRD FLOOR	107.690
e	FOURTH FLOOR	107.690
f	FIFTH FLOOR	107.690
g	SIXTH FLOOR	107.690
h	SEVENTH FLOOR	101.234
5	TOTAL PROPOSED BUA	749.194
6	BALANCE AREA	0.056
7	F.S.I. CONSUMED	1.499
8	TOTAL PROPOSED RESI. AREA	749.194
9	TOTAL PROPOSED COMM. AREA	0.000
10	TOTAL PROPOSED STILT. AREA	145.608
11	TOTAL HT. OF BLDG. (AS PER GDCR)	21.705
12	TOTAL HT. OF BLDG. (AVATION NORMS)	27.705
13	NO. OF LIFT PROVIDED	1
14	NO. OF COMM. UNITS PROVIDED	0
15	NO. OF RESI. UNITS PROVIDED	35
16	NO. OF TREE PROP. TO BE PLANTED	5

2. BUA STATEMENT

FLOOR	B.U.A.	STAIR	S+S	PER. BAL	PRO. BAL	STILT	TOTAL
GROUND	1.820	16.635	16.455	0.000	0.000	145.608	181.063
FIRST	107.690	16.635	124.325	16.249	19.395	0.000	162.274
SECOND	107.690	16.635	124.325	16.649	19.073	0.000	162.874
THIRD	107.690	16.635	124.325	16.649	19.073	0.000	162.874
FOURTH	107.690	16.635	124.325	16.649	20.432	0.000	162.874
FIFTH	107.690	16.635	124.325	16.649	20.482	0.000	162.874
SIXTH	107.690	16.635	124.325	16.649	20.883	0.000	162.874
SEVENTH	101.234	16.635	117.869	17.886	16.375	0.000	152.149
TOTAL	749.194	133.080	882.274	129.974	181.193	145.608	1157.456

3. LIGHT & VENTILATION STATEMENT

ROOM	ROOM M²	REQ. WIN M²	PRO. WIN M²	TYPE OF WIN	UNIT
LIVING	11.170	1.862	3.780	W1	102
STUDY	5.895	0.983	3.780	W3	102
KITCHEN	4.288	0.715	2.520	W2	102
TOI	2.520	0.420	0.540	V1	103
BATH	1.740	0.290	0.540	V1	102
W.C.	1.080	0.180	0.540	V1	102

4. DOOR / WINDOW SCHEDULE

DOOR	SIZE	TYPE	WIN	SIZE	TYPE
D1	2.100x2.10	T.W. PANELED DOOR	W1	1.80x2.10	ALU. SLIDING WIN.
D2	0.900x2.10	T.W. FLUSH DOOR	W2	1.20x2.10	ALU. SLIDING WIN.
D3	0.750x2.10	T.W. FLUSH DOOR	W3	1.70x2.10	ALU. SLIDING WIN.
RS	2.500x3.00	ROLLING SHUTTER	W4	0.750x2.10	ALU. SLIDING WIN.
V1	0.600x0.60	ALU. LOUVERED WIN.	W5	1.80x1.20	ALU. SLIDING WIN.
W6	0.750x1.20	ALU. SLIDING WIN.	W6	2.20x1.20	ALU. SLIDING WIN.
			W7	1.70x1.20	ALU. SLIDING WIN.

PROJECT

DEVELOPMENT PERMISSION FOR PROPOSED RESIDENTIAL BUILDING (I.Z.5% SCHEME) ON PLOT NO - 63, SECTOR - 5A, KARANJADE, NAVI MUMBAI.

"THIS IS TO CERTIFY THAT WE HAVE ACTUALLY VERIFIED THE DIMENTIONS OF THE PLOT. SAME ARE FOUND AS PER THE DEMARCATION PLAN ENCLOSED WITH AGREEMENT TO SALE."

NOTE : PARKING WILL BE PROVIDED TO ALL F.S.I. & TERRACE

For SHIVKRUPA ENTERPRISES

PARTNER

M/S. SHIVKRUPA ENTERPRISES

ARCHITECTS

For ATUL PATEL ARCHITECTS

ATUL PATEL Reg.No.CA/2003/31489

ATUL PATEL ARCHITECTS

Studio #1209, The Landmark, Plot no. 26A, Sector-7, Kharghar, navi Mumbai - 410210

E : info@atulpatelarchitects.com T : 022 - 27746541 - 42

SCALE 1 : 100

DRAWING NO. 1/3