PRODUCED BY AN AUTODESK EDUCATIONAL PRODUCT

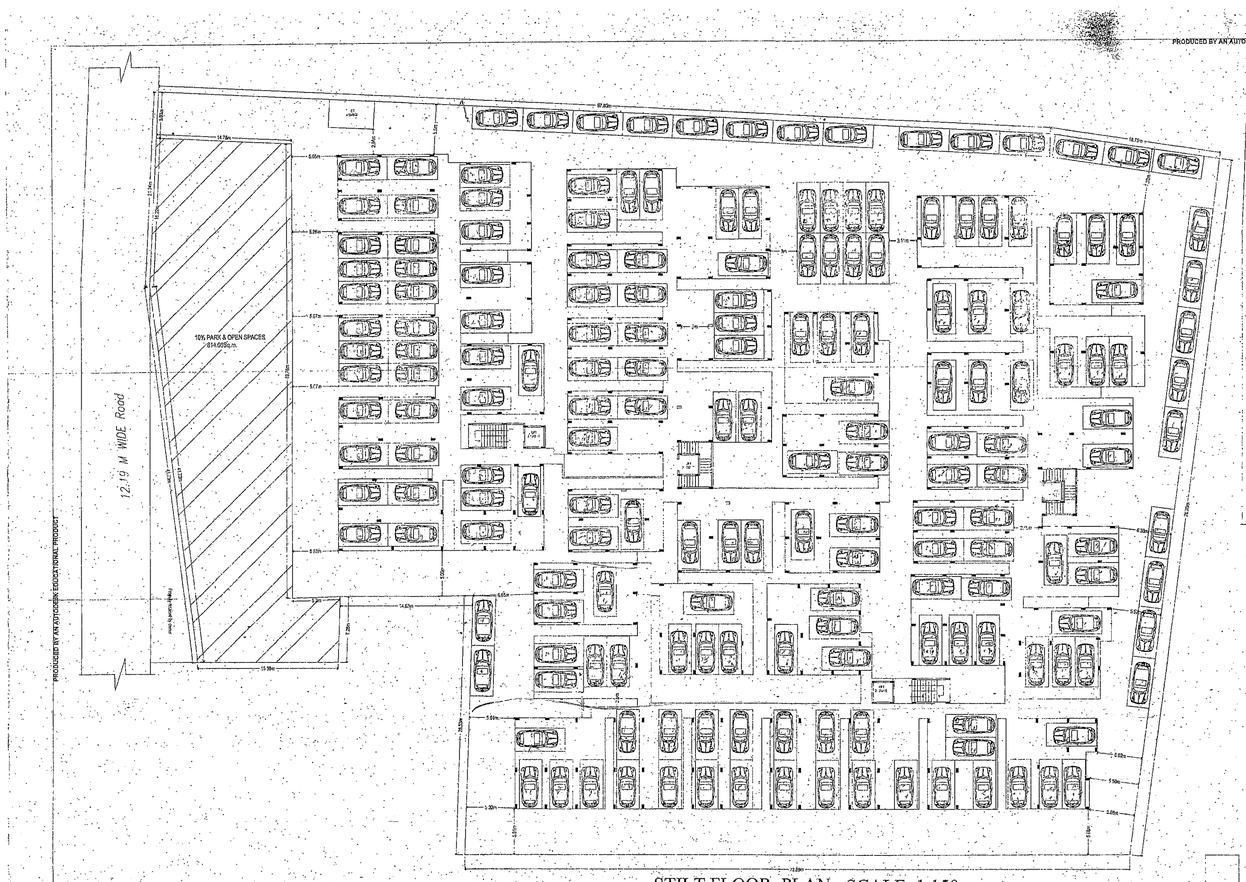

STILT FLOOR PLAN . SCALE: 1:150

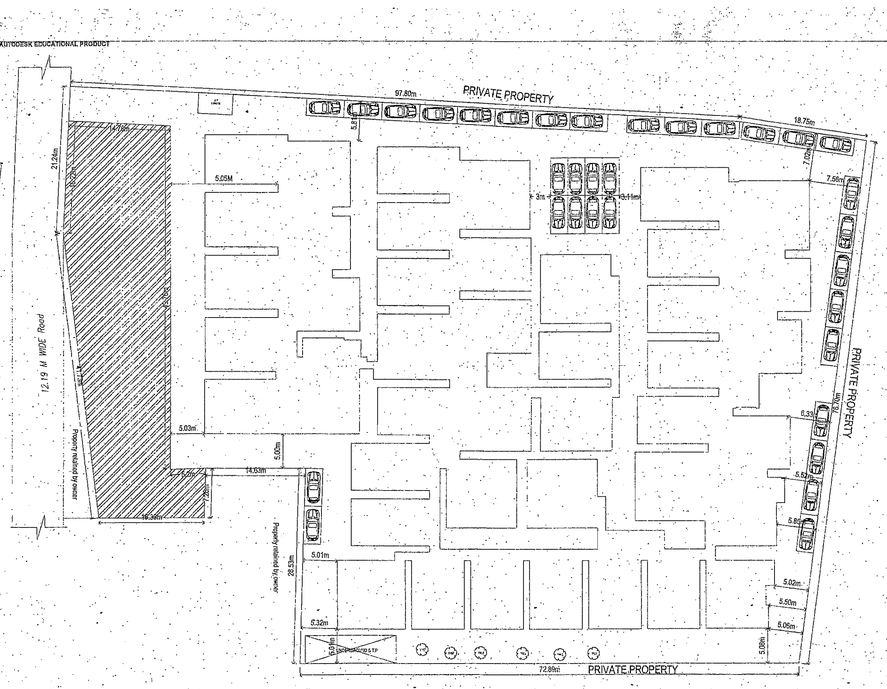

SITE PLAN(1:200)

DUPLICATE

AREA STATEMENT (BBMP)		
PROJECT DETAIL:		
Authority:	BBMP	
Inward No:	AA/East/Ward/Pl/0-18	
Application Type:	General	
Proposal Type:	Building Permission	
Nature of Sanction:	New	
Place:	Within	
Location:	Ward	Vidyaranyapura
Zone:	Dasarahalli	
Property No:	1	
Plot No/Sy No:	Sy No. 34/2	
Khata No:	1	
Village:	Sonnenahalli	
Ward No:	1	
Land Use Zone:	Residential (Main)	
Land Use Category:	Residential (Main)	
Locality/Street:	600	
AREA DETAILS:		SQ.MT.
AREA OF PLOT (Minimum)	(A)	8133.45
NET AREA OF PLOT (Net Area remained for CONVERSION)	(B)	8133.45
BALANCE AREA OF PLOT (Considered For Permit FAR)	(C)	8133.45
MAX. PERMISSIBLE COVERAGE AREA	(52%)	4069.73
Proposed Coverage Area	(41.98%)	3413.25
Achieved FAR coverage area	(41.98%)	3413.25
BALANCE COVERAGE AREA LEFT	(10.02%)	814.48
PERMISSIBLE FAR (As per Zoning Regulation 2015)	(2.25)	18301.01
ADDITIONAL FAR		
Permit FAR		7447.92
Proposed FAR Area		7447.92
Substractions Area and in FAR Layout Out		14.00
ACHIEVED NET FAR AREA	(2.28)	18566.58
BALANCE FAR AREA	(-0.03)	264.23
PERMISSIBLE BUILT UP AREA		27422.57
ACHIEVED BUILT UP AREA		27422.57

COLOR INDEX
PLOT BOUNDARY
EXISTING STRUCT
PROPOSED WORK
PARK / SAFAI WALKWAY
ELECTRICAL METER
EXISTING (To be retained)
EXISTING (To be demolished)

ARCHI / LICENSED SUPERVISOR (Regd) — OWNER: Smt. A. MUNIYAPPA, A. SUBBAYA, M/S PYRAMID BUILDERS AND DEVELOPERS. Rep by its partner G.P.A HOLDER

DEVELOPMENT AUTHORITY — Mr. G.N. HANUME GOWDA, No 23, MS.MAIN, A T ROAD, SAMAGI, J P NAGAR 1st PHASE, BANGALORE-560078, BANGALORE-560078.

Mr. RAVI. B.P

DRAWN BY NAME: — DRAWER'S SIGN

PROJECT DESCRIPTION:- PLAN SHOWING THE PROPOSED RESIDENTIAL APARTMENT BUILDING AT SURVEY NO-34/2, KATHA NO-6737 SU 2, SHIVANAHALLI VILLAGE, WARD NO-1, BENGALURU.

ARCHITECT: MALLI MADHUSUDHAN REDDY — ARCHITECT SIGN

JOB NO.	DRG.NO.	SCALE	DRAWN BY	CHECKED BY
		1:100		

BUILDING DETAILS :

Block Name	Use	Ancillary Use	Structure
A(B1)	Residential	Hostel/Working Wo	Only with 15 Feet Hi

Parking Type	Deed No.	Deed Area	Proposed No.	Proposed Area
Car	112	2305.00	59	2058.75
Visitor's Car Parking	17	225.75	0	0.00
Total Car	129	2530.75	59	2058.75
Total Area	-	2530.75	-	2058.75

TOTAL FAR BUILT UP AREA STATEMENT:

Block Name	Residential FAR Area	Total FAR Area	Total BUA Area	Tenement No.
A(B1)	17442.13	17442.13	27422.57	172 (B)
Total	17442.13	17442.13	27422.57	172 (B)

SCHEDULE OF ZONING:

NAME	LENGTH	HEIGHT	NOS.
A2	3.75	2.10	20
B3	2.10	2.10	10
A3	3.00	2.10	10

SCHEDULE OF JOINERY:

NAME	LENGTH	HEIGHT	NOS.
F	1.20	2.10	59
W	1.80	1.05	170

BALCONY CALCULATION

FLOOR	NOS	AREA	TOTAL AREA
PARKING	1.5*3=4.5	3.14	14.13
	1.5*4=6	12.18	-
	1.5*3=4.5	7.68	-
	1.5*3=4.5	3.9	-
	1.5*3=4.5	3.45	-
	1.5*3=4.5	4.41	-
	1.5*3=4.5	8.82	-
	1.5*3=4.5	10.08	-
	1.5*3=4.5	3.06	-
	1.5*3=4.5	3.3	-
	1.5*3=4.5	3.87	SUM
SECOND BLOCK	1.5*3=4.5	18.27	-
	1.5*3=4.5	4.86	-
	1.5*3=4.5	9.45	-
	1.5*3=4.5	3.69	-
	1.5*3=4.5	4.59	-
	1.5*3=4.5	3.87	-
	1.5*3=4.5	3.72	-
	1.5*3=4.5	3.36	-
THIRD FLOOR	1.5*3=4.5	19.98	SUM
	1.5*3=4.5	10.23	-
	1.5*3=4.5	2.79	-
	1.5*3=4.5	2.19	-
	1.5*3=4.5	3.84	-
	1.5*3=4.5	4.59	-
	1.5*3=4.5	3.72	-
	1.5*3=4.5	3.36	-

FLOORWISE FAR STATEMENT: AA (B1)

Name of Floor	Total BUA Area	Staircase Deduction	Lift Deduction	LIB NOC Deduction	Void Deduction	Parking Deduction	Residential FAR Area	Total FAR Area	Tenement No.
Terrace Floor	84.38	11.68	0.00	16.32	0.00	0.00	56.38	0.00	0.00
Stilt Floor	2530.75	0.00	0.00	0.00	0.00	2530.75	0.00	0.00	0.00
Second Floor	2530.75	0.00	18.25	0.00	0.00	0.00	2512.50	2512.50	42.00
Third Floor	2530.75	0.00	18.25	0.00	0.00	0.00	2512.50	2512.50	42.00
Fourth Floor	2530.75	0.00	18.25	0.00	0.00	0.00	2512.50	2512.50	42.00
Fifth Floor	2530.75	0.00	18.25	0.00	0.00	0.00	2512.50	2512.50	42.00
Sixth Floor	2530.75	0.00	18.25	0.00	0.00	0.00	2512.50	2512.50	42.00
Total:	17442.13	11.68	91.25	16.32	0.00	2530.75	12612.13	17442.13	252.00

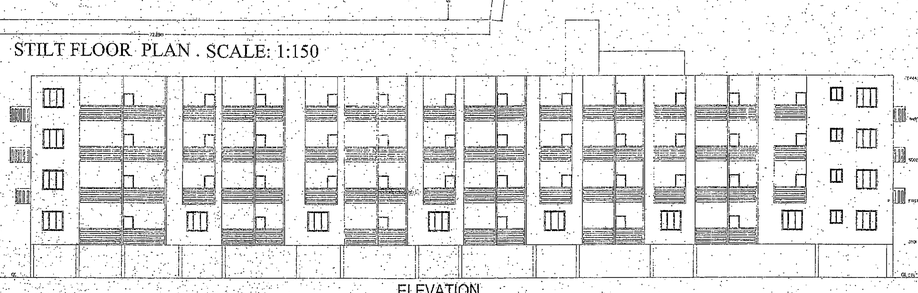

ELEVATION

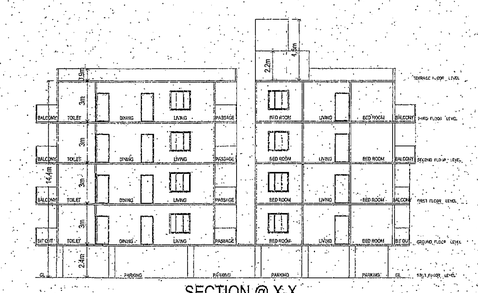

SECTION @ X-X

SHEET 1 OF 3

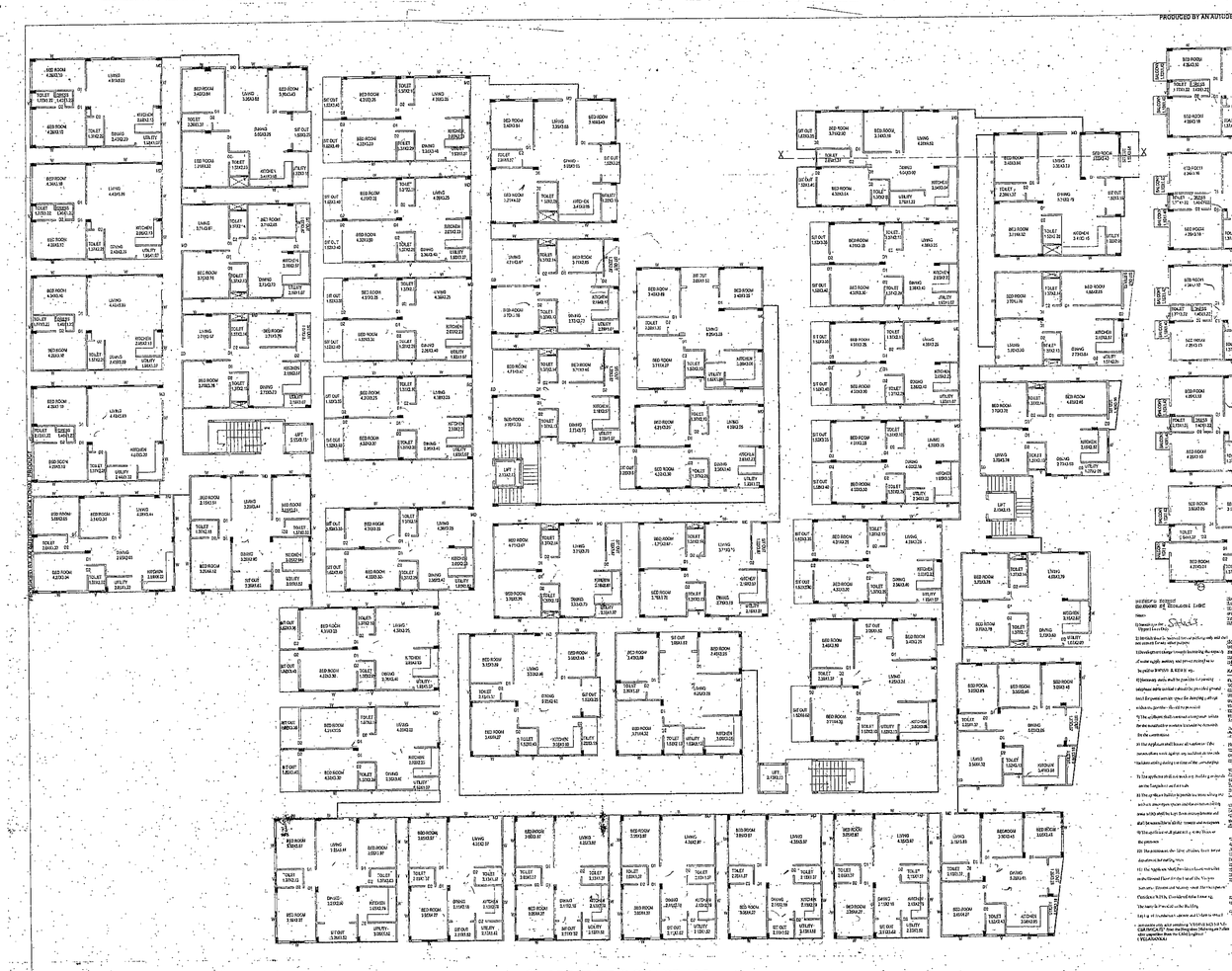

GROUND FLOOR PLAN .

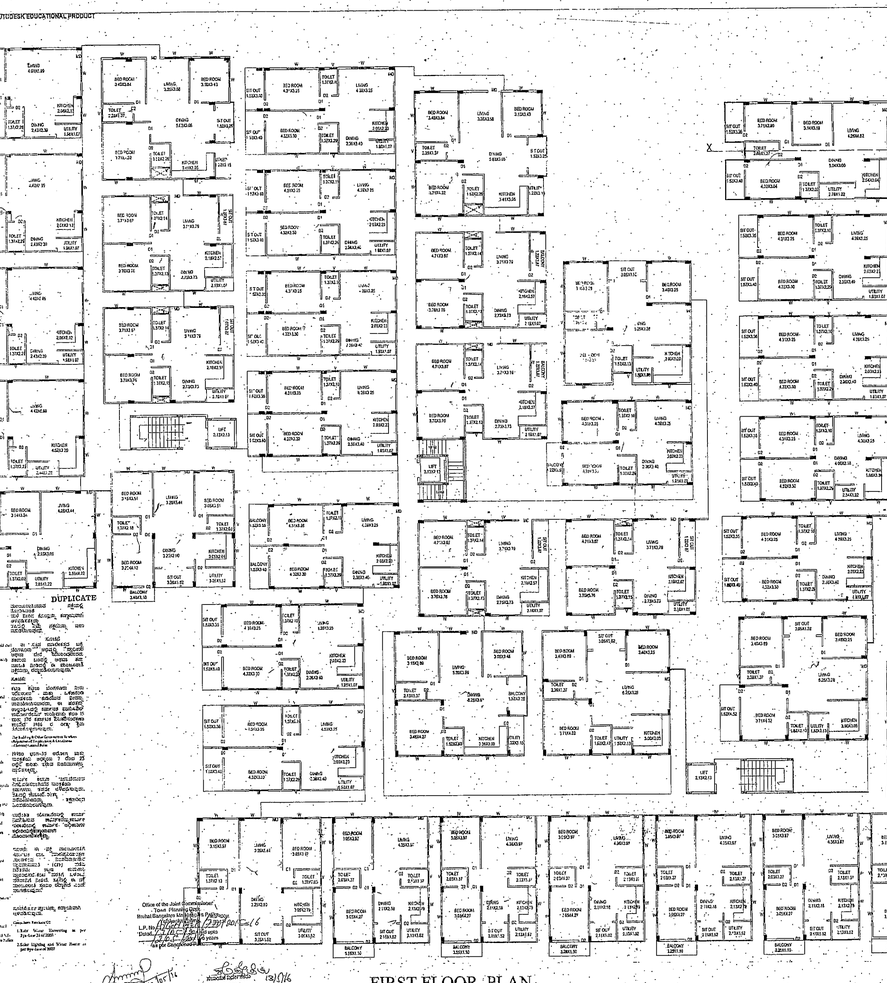

FIRST FLOOR PLAN .

SHEET 2 OF 3

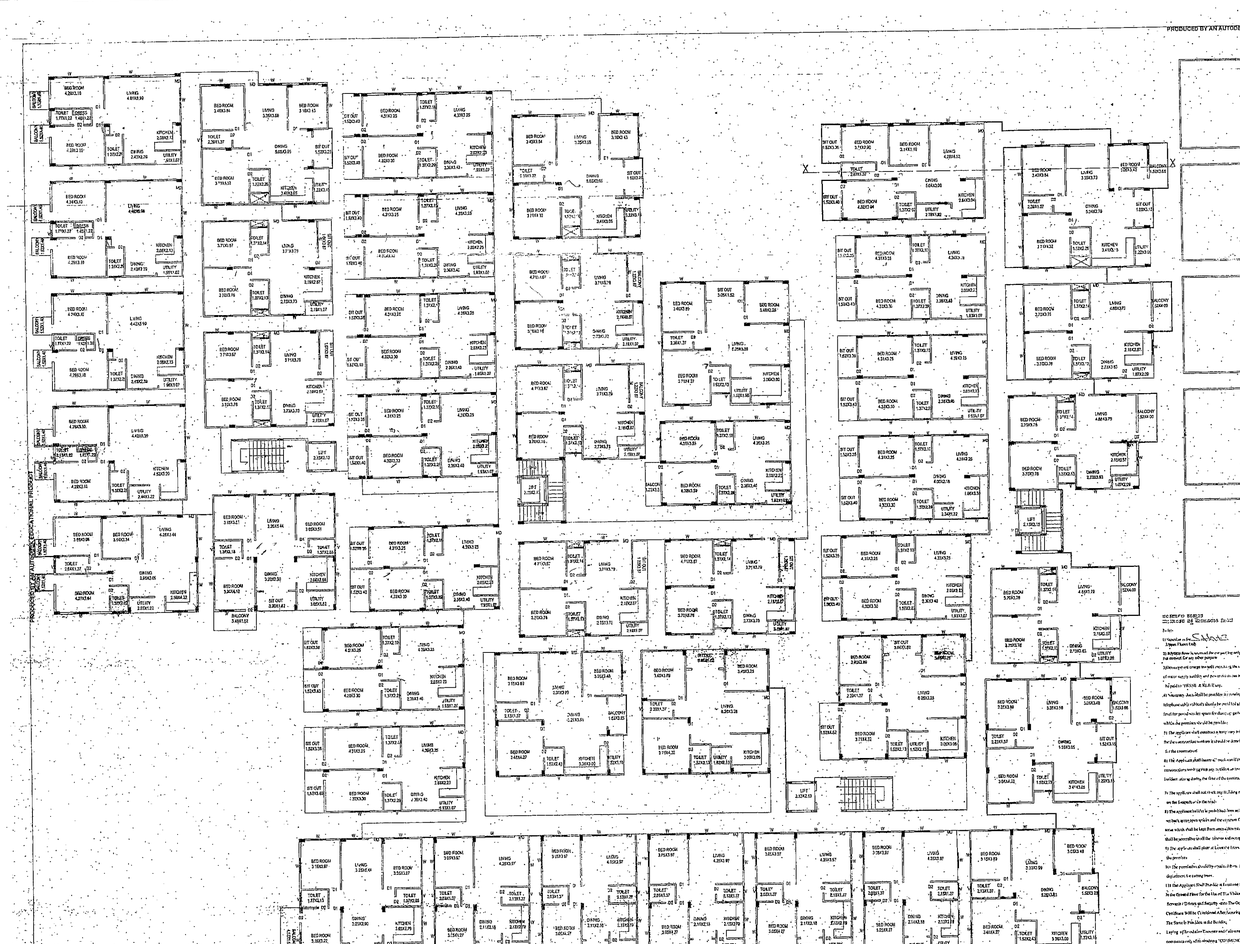

TYPICAL SECOND & THIRD FLOORS PLAN .

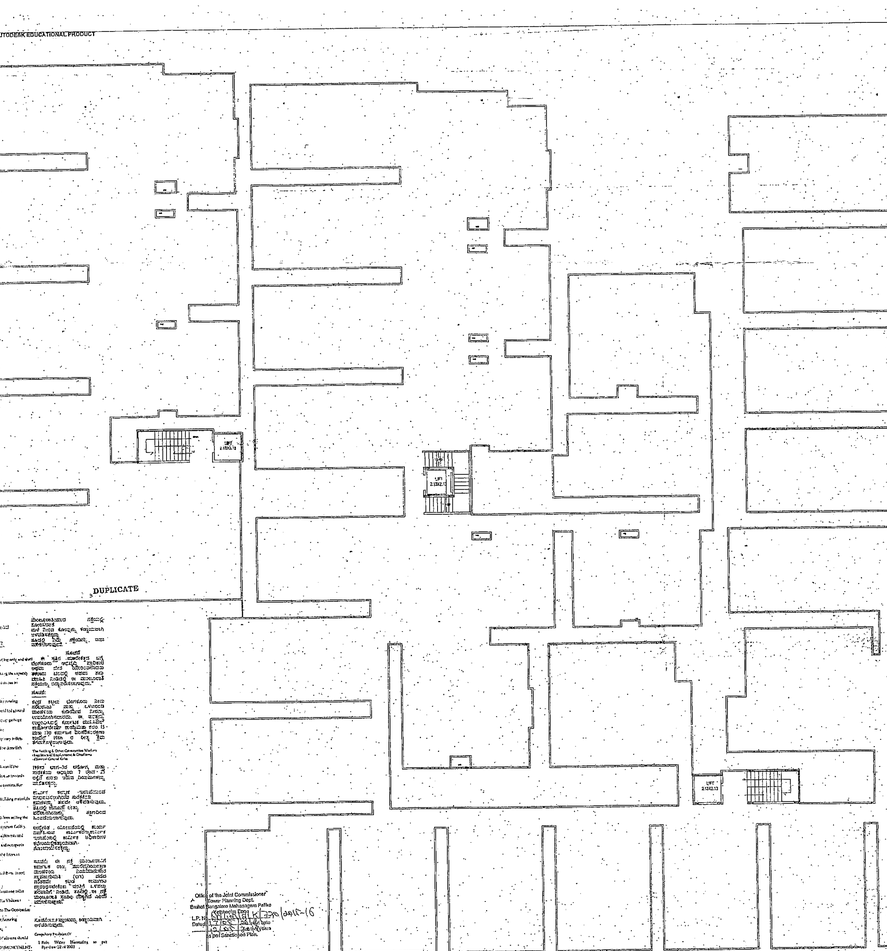

TERRACE FLOOR PLAN .

SHEET 3 OF 3