V.P.NO-6020 | BLDG NO-2

(SHEET NO 1 OF 2)

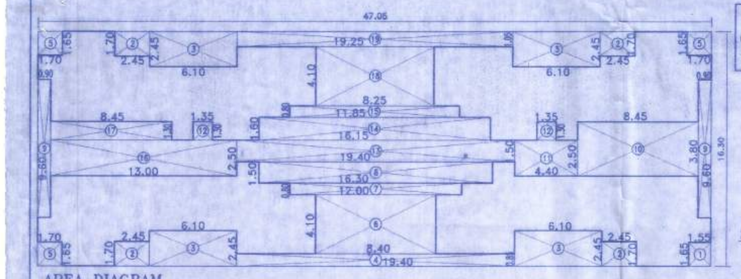

AREA DIAGRAM
FIRST FLOOR SCALE 1:200

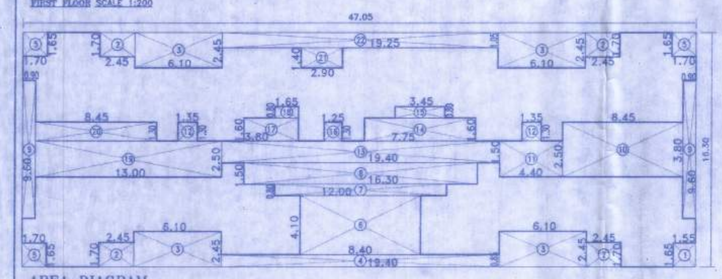

AREA DIAGRAM
2ND & 4TH FLOOR SCALE 1:200

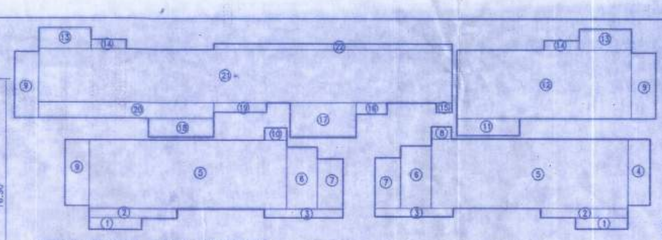

STILT FLOOR AREA DIAGRAM
SCALE 1:200

STILT FLOOR AREA CALCULATION

1	3.65	X	0.80	X	2	=	5.84	SQMT
2	6.10	X	0.65	X	2	=	7.93	SQMT
3	5.50	X	0.60	X	2	=	6.60	SQMT
4	1.55	X	4.60	X	1	=	7.13	SQMT
5	13.75	X	4.80	X	2	=	132.00	SQMT
6	2.15	X	4.30	X	2	=	18.49	SQMT
7	1.80	X	3.50	X	2	=	12.60	SQMT
8	1.40	X	0.85	X	1	=	1.19	SQMT
9	1.70	X	4.60	X	3	=	23.46	SQMT
10	1.55	X	0.85	X	1	=	1.31	SQMT
11	4.40	X	1.15	X	1	=	5.06	SQMT
12	12.20	X	4.80	X	1	=	58.56	SQMT
13	3.65	X	1.45	X	2	=	10.58	SQMT
14	2.45	X	0.65	X	2	=	3.18	SQMT
15	1.10	X	0.65	X	1	=	0.71	SQMT
16	2.15	X	0.80	X	1	=	1.72	SQMT
17	4.80	X	2.40	X	1	=	11.04	SQMT
18	4.55	X	1.30	X	1	=	5.91	SQMT
19	3.70	X	0.65	X	1	=	2.40	SQMT
20	12.20	X	1.10	X	1	=	13.42	SQMT
21	28.85	X	3.70	X	1	=	106.74	SQMT
22	16.65	X	0.40	X	1	=	6.66	SQMT
TOTAL AREA						=	442.53	SQMT

BUILT UP AREA CALCULATION OF
FIRST FLOOR

RECTANGLE AREA 47.05 X16.30= 766.91 SQMT

DEDUCTION

1	1.55	X	1.65	X	1	=	2.55	SQMT
2	2.45	X	1.70	X	4	=	16.66	SQMT
3	6.10	X	2.45	X	4	=	59.78	SQMT
4	19.40	X	0.85	X	1	=	16.49	SQMT
5	1.70	X	1.65	X	3	=	8.41	SQMT
6	8.40	X	4.10	X	1	=	34.44	SQMT
7	12.00	X	0.80	X	1	=	9.60	SQMT
8	16.30	X	1.50	X	1	=	24.45	SQMT
9	0.90	X	9.60	X	2	=	17.28	SQMT
10	8.45	X	3.80	X	1	=	32.11	SQMT
11	4.40	X	2.50	X	1	=	11.00	SQMT
12	1.35	X	1.30	X	2	=	3.51	SQMT
13	19.40	X	1.50	X	1	=	29.10	SQMT
14	7.75	X	1.60	X	1	=	12.40	SQMT
15	3.45	X	0.80	X	1	=	2.76	SQMT
16	1.25	X	1.30	X	1	=	1.62	SQMT
17	3.80	X	1.60	X	1	=	6.08	SQMT
18	1.65	X	0.80	X	1	=	1.32	SQMT
19	13.00	X	2.50	X	1	=	32.50	SQMT
20	8.45	X	1.30	X	1	=	10.98	SQMT
21	2.90	X	1.40	X	1	=	4.06	SQMT
22	19.25	X	1.05	X	1	=	20.21	SQMT
TOTAL DEDUCTION						=	357.31	SQMT
BUILT-UP AREA (766.91 - 357.31)						=	409.60	SQMT

BALCONY AREA CALCULATION FOR
2ND & 4TH FLOOR

B1	2.45	X	0.90	X	4	=	8.82	SQMT
B2	6.10	X	1.00	X	4	=	24.40	SQMT
B3	2.90	X	0.90	X	4	=	10.44	SQMT
B4	2.90	X	1.00	X	1	=	2.90	SQMT
TOTAL						=	46.56	SQMT
PERMISSIBLE BAL. AREA						=	40.96	SQMT
PROPOSED BAL. AREA						=	46.56	SQMT
EXCESS BAL. AREA						=	5.60	SQMT
TOTAL BUILT UP AREA						=	415.20	SQMT

SCHEDULE OF DOORS&WINDOWS

TYPE	SIZE	DESCRIPTION
D	1.05X2.10	T.W FLUSH DOOR
D1	0.90X2.10	T.W FLUSH DOOR
D2	0.75X2.00	T.W PANNEL DOOR
W	1.80X1.50	ALUMINIUM SLIDING WINDOW
W2	1.20X1.00	ALUMINIUM SLIDING WINDOW
V	0.60X0.90	CONCRETE VENTILATOR

SCHEDULE OF LIGHT&VENTILATION

ROOM	CARPET AREA	REQUIRED	PROVIDED
LIVING	2.90X 3.50=10.15	1.69	1.60X1.50=2.70
STUDY	2.75X 3.20= 8.80	1.46	1.50X1.50=2.25
KITCHEN	2.30X 3.20= 7.36	1.22	1.20X1.00=1.20
TOILET	2.00X 1.25= 2.50	0.41	0.60X0.90=0.54

F.B. AREA CALCULATION

F.B. AREA CALCULATION OF 1ST FLOOR

A	3.05	X	0.75	X	4	=	9.15	SQ.MT
B	6.10	X	0.75	X	4	=	8.30	SQ.MT
C	2.90	X	0.75	X	4	=	8.70	SQ.MT
TOTAL F.B. AREA						=	26.15	SQ.MT

D.B. AREA CALCULATION

D.B. AREA CALCULATION OF 1ST FLOOR

A	2.45	X	0.75	X	4	=	7.35	SQ.MT
B	2.60	X	0.75	X	4	=	7.80	SQ.MT
TOTAL D.B. AREA						=	15.15	SQ.MT
TOTAL F.B.+D.B. AREA						=	41.30	SQ.MT

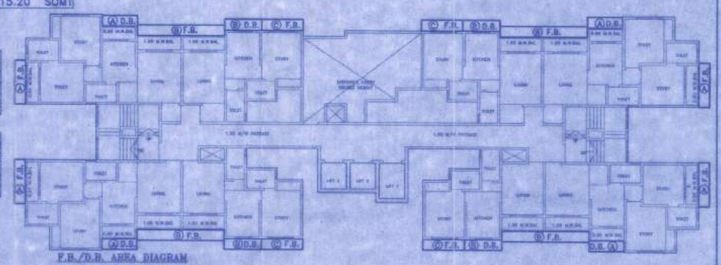

F.B./D.B. AREA DIAGRAM
1ST FLOOR PLAN SCALE 1:200

BUILT UP AREA CALCULATION OF
FIRST FLOOR

RECTANGLE AREA 47.05 X16.30= 766.91 SQMT

DEDUCTION

1	1.55	X	1.65	X	1	=	2.55	SQMT
2	2.45	X	1.70	X	4	=	16.66	SQMT
3	6.10	X	2.45	X	4	=	59.78	SQMT
4	19.40	X	0.85	X	1	=	16.49	SQMT
5	1.70	X	1.65	X	3	=	8.41	SQMT
6	8.40	X	4.10	X	1	=	34.44	SQMT
7	12.00	X	0.80	X	1	=	9.60	SQMT
8	16.30	X	1.50	X	1	=	24.45	SQMT
9	0.90	X	9.60	X	2	=	17.28	SQMT
10	8.45	X	3.80	X	1	=	32.11	SQMT
11	4.40	X	2.50	X	1	=	11.00	SQMT
12	1.35	X	1.30	X	2	=	3.51	SQMT
13	19.40	X	1.50	X	1	=	29.10	SQMT
14	16.15	X	1.60	X	1	=	25.84	SQMT
15	11.85	X	0.80	X	1	=	9.48	SQMT
16	13.00	X	2.50	X	1	=	32.50	SQMT
17	8.45	X	1.30	X	1	=	10.98	SQMT
18	8.25	X	4.10	X	1	=	33.82	SQMT
19	19.25	X	1.05	X	1	=	20.21	SQMT
TOTAL DEDUCTION						=	398.21	SQMT
BUILT-UP AREA (766.91 - 398.21)						=	368.70	SQMT

BALCONY AREA CALCULATION FOR
FIRST FLOOR

B1	2.45	X	0.90	X	4	=	8.82	SQMT
B2	6.10	X	1.00	X	4	=	24.40	SQMT
B3	2.90	X	0.90	X	4	=	10.44	SQMT
TOTAL						=	43.66	SQMT
PERMISSIBLE BAL. AREA						=	36.87	SQMT
PROPOSED BAL. AREA						=	43.66	SQMT
EXCESS BAL. AREA						=	6.79	SQMT
TOTAL BUILT UP AREA						=	375.49	SQMT

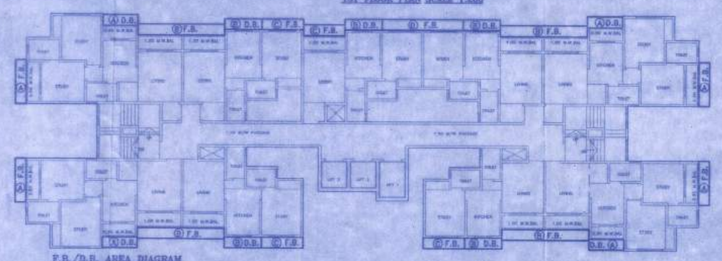

F.B./D.B. AREA DIAGRAM
2ND TO 4TH FLOOR PLAN SCALE 1:200

F.B. AREA CALCULATION

F.B. AREA CALCULATION OF 2ND TO 4TH FLOOR

A	3.05	X	0.75	X	4	=	9.15	SQ.MT
B	6.10	X	0.75	X	4	=	18.30	SQ.MT
C	2.90	X	0.75	X	4	=	8.70	SQ.MT
D	5.65	X	0.75	X	1	=	4.23	SQ.MT
TOTAL F.B. AREA						=	40.38	SQ.MT

D.B. AREA CALCULATION

D.B. AREA CALCULATION OF 2ND TO 4TH FLOOR

A	2.45	X	0.75	X	4	=	7.35	SQ.MT
B	2.60	X	0.75	X	5	=	9.75	SQ.MT
TOTAL D.B. AREA						=	17.10	SQ.MT
TOTAL F.B.+D.B. AREA						=	57.48	SQ.MT

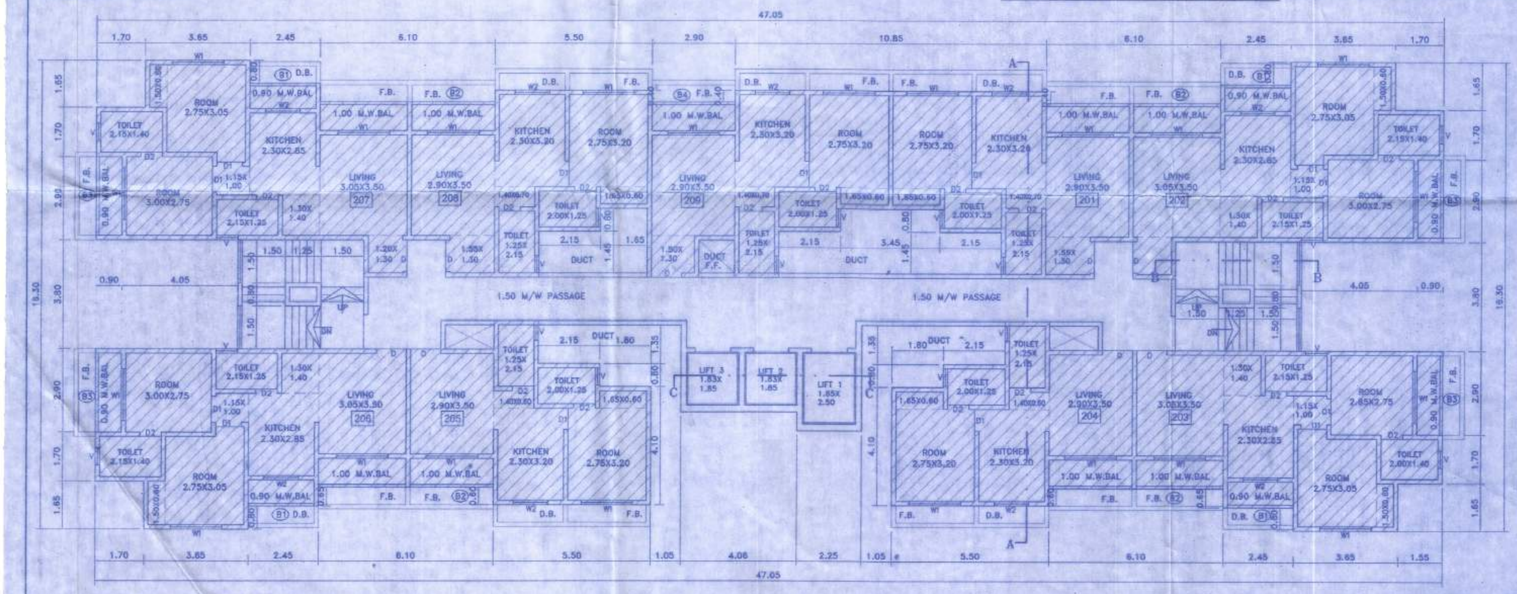

2ND FLOOR PLAN
SCALE 1:100 VIEW A-A

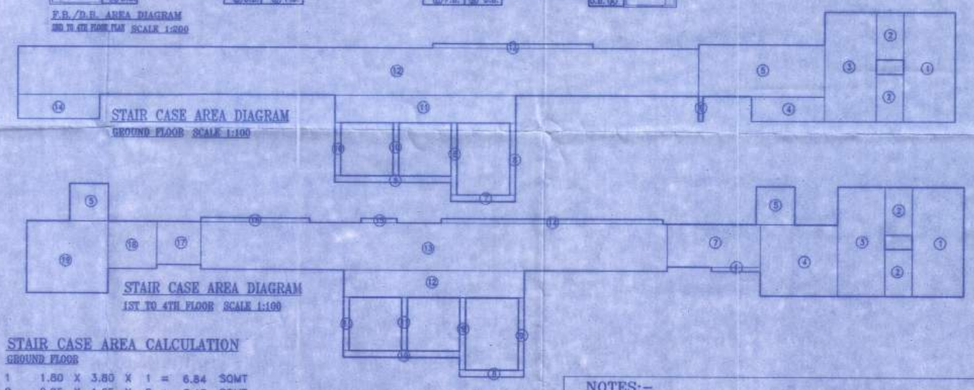

STAIR CASE AREA DIAGRAM
GROUND FLOOR SCALE 1:100

STAIR CASE AREA DIAGRAM
1ST TO 4TH FLOOR SCALE 1:100

STAIR CASE AREA CALCULATION
GROUND FLOOR

1	1.80	X	3.80	X	1	=	6.84	SQMT
2	0.95	X	1.65	X	2	=	3.13	SQMT
3	1.80	X	3.80	X	1	=	6.84	SQMT
4	2.55	X	0.85	X	1	=	2.16	SQMT
5	4.40	X	1.80	X	1	=	7.92	SQMT
6	0.15	X	0.65	X	1	=	0.12	SQMT
7	2.25	X	0.23	X	1	=	0.51	SQMT
8	0.20	X	2.50	X	2	=	1.00	SQMT
9	4.06	X	0.23	X	1	=	0.93	SQMT
10	0.20	X	1.85	X	2	=	0.74	SQMT
11	6.31	X	0.95	X	1	=	5.99	SQMT
12	23.80	X	1.65	X	1	=	39.27	SQMT
13	5.60	X	0.15	X	1	=	0.84	SQMT
14	2.85	X	0.85	X	1	=	2.42	SQMT
TOTAL						=	78.71	SQMT

STAIR CASE AREA CALCULATION
1ST TO 4TH FLOOR

1	1.80	X	3.80	X	1	=	6.84	SQMT
2	0.95	X	1.65	X	2	=	3.13	SQMT
3	1.65	X	3.80	X	1	=	6.27	SQMT
4	2.70	X	2.50	X	1	=	6.75	SQMT
5	1.55	X	1.30	X	2	=	3.51	SQMT
6	1.70	X	0.15	X	1	=	0.25	SQMT
7	3.25	X	1.50	X	1	=	4.87	SQMT
8	2.25	X	0.23	X	1	=	0.51	SQMT
9	0.20	X	2.50	X	2	=	1.00	SQMT
10	4.06	X	0.23	X	1	=	0.93	SQMT
11	0.20	X	1.85	X	2	=	0.74	SQMT
12	6.31	X	0.95	X	1	=	5.99	SQMT
13	16.30	X	1.65	X	1	=	26.89	SQMT
14	7.75	X	0.15	X	1	=	1.16	SQMT
15	1.25	X	0.15	X	1	=	0.18	SQMT
16	3.80	X	0.15	X	1	=	0.57	SQMT
17	1.55	X	1.50	X	1	=	2.32	SQMT
18	1.70	X	1.65	X	1	=	2.80	SQMT
19	2.85	X	2.50	X	1	=	7.12	SQMT
TOTAL						=	81.83	SQMT

NOTES:-

1) ONLY WRITTEN DIMENSIONS TO BE FOLLOWED. DRAWING NOT TO BE SCALED.

2) CARPET AREA MENTIONED IS AS PER SANCTIONED DCR. FOR CALCULATION OF PARKING REQUIREMENT

TOTAL AREA STATEMENT FOR MHADA

FLOOR	RESI.AREA SQMT	TOTAL B/U AREA SQMT	BALCONY AREA SQMT	STAIRCASE AREA SQMT	CONST. AREA SQMT	STILT AREA SQMT	FIRE ESCAPE STAIRCASE PASSAGE AREA SQMT	SOCIETY OFFICE/S.TOIL M.ROOM SQMT	REFUGE AREA SQMT	F.B./D.B. AREA SQMT
GR. FLOOR	–	–	–	–	–	–	–	–	–	–
1ST FLOOR	375.49	375.49	36.87	81.83	494.19	–	16.24	–	–	41.30
2ND FLOOR	415.20	415.20	40.96	81.83	537.99	–	16.24	–	–	57.48
3RD FLOOR	91.48	91.48	8.95	–	100.43	–	–	–	–	12.82
TOTAL	882.17	882.17	86.78	163.66	1132.61	–	32.48	–	–	111.60

TOTAL AREA STATEMENT FOR OWNER

FLOOR	RESI.AREA SQMT	TOTAL B/U AREA SQMT	BALCONY AREA SQMT	STAIRCASE AREA SQMT	CONST. AREA SQMT	STILT AREA SQMT	FIRE ESCAPE STAIRCASE PASSAGE AREA SQMT	SOCIETY OFFICE/S.TOIL M.ROOM SQMT	REFUGE AREA SQMT	F.B./D.B. AREA SQMT
GR. FLOOR	–	–	–	78.71	78.71	442.53	16.24	25.29	–	–
1ST FLOOR	–	–	–	–	–	–	–	–	–	–
2ND FLOOR	–	–	–	–	–	–	–	–	–	–
3RD FLOOR	323.76	323.76	32.01	81.83	437.60	–	16.24	–	–	44.66
4TH FLOOR	415.20	415.20	40.96	81.83	537.99	–	16.24	–	–	57.48
TOTAL	738.96	738.96	72.97	242.37	1054.30	442.53	48.72	25.29	–	102.14
TOTAL	1621.13	1621.13	159.75	406.03	2186.91	442.53	81.20	25.29	–	213.74

PARKING AREA STATEMENT

AREAS	TENEMENT	CAR PARKING REQUIRED	CAR PARKING PROVIDED	TWO WHEELER REQUIRED	TWO WHEELER PROVIDED
30.00 TO 50.00 SQMT	35 FLATS	35/2=17.50 NOS	18	35/1 = 35.00 NOS	35
ADD. VISITORS		10% OF 17.50 =1.75 NOS	02		
TOTAL	35 FLATS	19.25 NOS	20	35.00 NOS	35

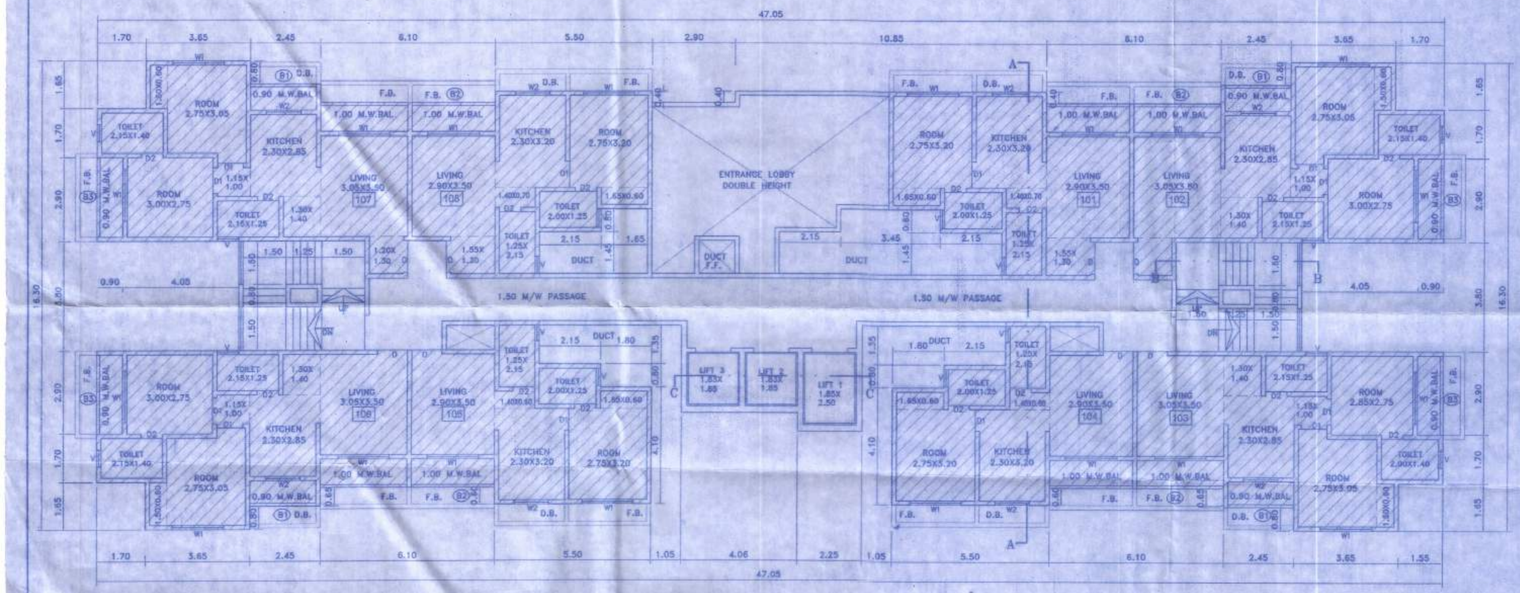

1ST FLOOR PLAN
SCALE 1:100 VIEW A-A

FIRE ESCAPE STAIR CASE AREA CALCULATION
GR TO 4TH FLOOR

1	1.65	X	3.80	X	1	=	6.27	SQMT
2	0.95	X	1.65	X	2	=	3.13	SQMT
3	1.80	X	3.80	X	1	=	6.84	SQMT
TOTAL						=	16.24	SQMT

FIRE ESCAPE STAIR CASE AREA DIAGRAM
GR TO 4TH FLOOR SCALE 1:100

METER ROOM & SOCIETY ROOM AREA CALCULATION

1	1.10	X	1.75	X	1	=	1.92	SQMT
2	2.60	X	6.50	X	1	=	16.90	SQMT
3	3.70	X	1.75	X	1	=	6.47	SQMT
TOTAL						=	25.29	SQMT

METER ROOM & SOCIETY ROOM AREA DIAGRAM
(GROUND FLOOR) SCALE 1:200

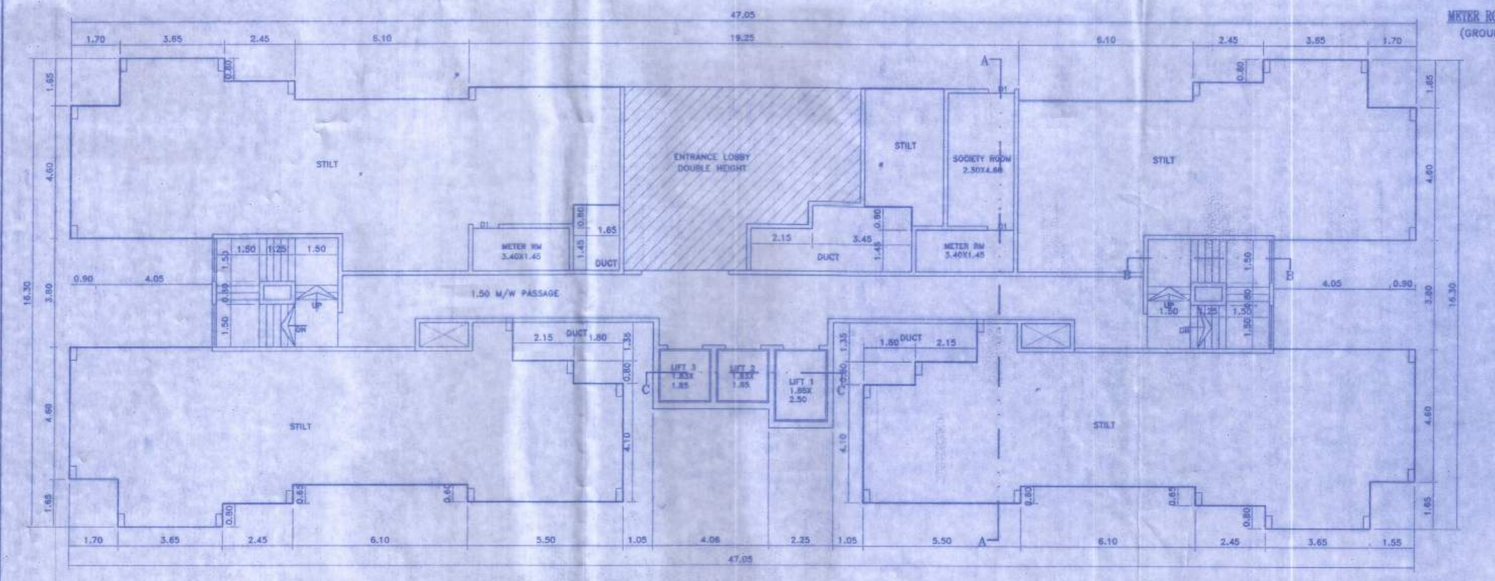

STILT FLOOR PLAN
SCALE 1:100 VIEW A-A

CARPET AREA STATEMENT

FLOOR NOS.	FLAT NOS.	AS PER DCR (SQ.MT.)
1ST TO 23RD	101,201,301,401	36.15
	102,202,302,402	46.15
	103,203,303,403	43.96
	104,204,304,404	33.93
	105,205,305,405	33.93
	106,206,306,406	44.58
	107,207,307,407	46.15
	108,208,308,408	36.15
	209,309,409	36.07

TENEMENT AREA STATEMENT

FLOOR NOS.	SHOP NOS.	1RK NOS.	1BHK NOS.	2BHK NOS.	TOTAL FLATS
STILT FLOOR	–	–	–	–	–
1ST FLOOR	–	–	4	4	8
2ND FLOOR	–	–	5	4	9
3RD FLOOR	–	–	5	4	9
4TH FLOOR	–	–	5	4	9
TOTAL	–	–	19	16	35

PROFORMA II

CONTENTS OF SHEET

STILT FLOOR PLAN,1ST FLOOR PLAN,AREA STATMENT,TYPICAL FLOOR PLAN,AREA STATMENT,BUILT UP AREA STATMENT & CALCULATION,ELEVATION & SECTION, STAIRCASE AREA STATMENT & CALCULATION PARKING AREA STATMENT, SCHEDULE OF LIGHT & VENTILATION, SCHEDULE OF DOOR & WINDOWS

CERTIFICATE OF AREA

CERTIFICATE THAT THE PLOT UNDER REFERENCE WAS SURVEYED BY ME ON 4.6.2019 AND THE DIMENSIONS OF THE SIDE ETC.OF THE PLOT STATED ON THE PLANS ARE AS MEASURED ON SITE AND THE AREA SO WORKED OUT TALLIES WITH THE AREA STATED IN THE DOCUMENTS OF OWNERSHIP / T.P. SCHEME RECORD LAND RECORDS DEPTT. CITY SURVEY RECORD

Signature of Licensed Surveyor/Engineer
Structural Engineer / Supervisor

CERTIFIED THAT THE BUILDING PLANS SUBMITTED FOR APPROVAL SATISFY THE SAFETY REQUIREMENTS FOR STRUCTURES BEING CONSTRUCTED IN SEISMIC ZONE-II IS CORRECT TO THE BEST OF OUR KNOWLEDGE AND UNDERSTANDING.
IT IS ALSO CERTIFIED THAT THE STRUCTURAL DESIGN INCLUDING SAFETY FROM NATURAL HAZARDS HAS BEEN PREPARED BY DULY QUALIFIED STRUCTURAL ENGINEER AT LEAST B.E.(CIVIL) OR EQUIVALENT

SIGNATURE OF
Registered Engineer

STAMP OF DATE OF RECEIPT OF PLANS

Amended plan duly approved herewith Supercedes all the earlier approved plans.

THIS PLAN SHALL NOT BE CONSIDERED AS A PROOF OF OWNERSHIP FOR ANY DISPUTES IN ANY COURT OF LAW.

STAMP OF APPROVAL OF PLANS

Approved as amended / Subject to the Conditions mentioned in this Office Letter No. VVCMC/AMENDHEP/ VP 6020 / 141 / 2020-21 DATED 17/12/2020

COMMISSIONER
BALVIRAR CITY MUNICIPAL CORPORATION
Virar (East), Pin. No. 401305, Dist. Palghar.

Certified that the above permission is issued by Commissioner VVCMC, Virar.

Deputy Director,
VVCMC, Virar.

REVISIONS	DESCRIPTION	DATE	SIGNATURE

DESCRIPTION OF PROPOSAL & PROPERTY

PROPOSED RESIDENTIAL BLDGS ON S.NO.131/2, S.NO.132, S.NO.133/2 AT VILLAGE-BOLINJ, TAL- VASAI, DIST. PALGHAR.

NAME OF OWNER

MR. RAJ THAKUR & MR. KUNVARJI SHAH

SIGNATURE OF APPLICANT

JOB. NO. V.P.NO. 6020 FILE NO-2209	DATE 8/1/2020
DRAWING NO.	SCALE AS SHOWN
NORTH LINE	DRAWN BY SUPRIYA
	CHECKED BY

EN-CON
Architectural & Structural Works Project Consultants
G 7/8 "D" WING, SETHI PALACE, [illegible] ROAD VASAI ROAD (WEST) 401 202
PHONE, 912 [illegible]
E-mail: [illegible]
SANJAY S. NARANG
REGISTERED ENGINEER
(Regn. No.VVCMC/ENGR/01)