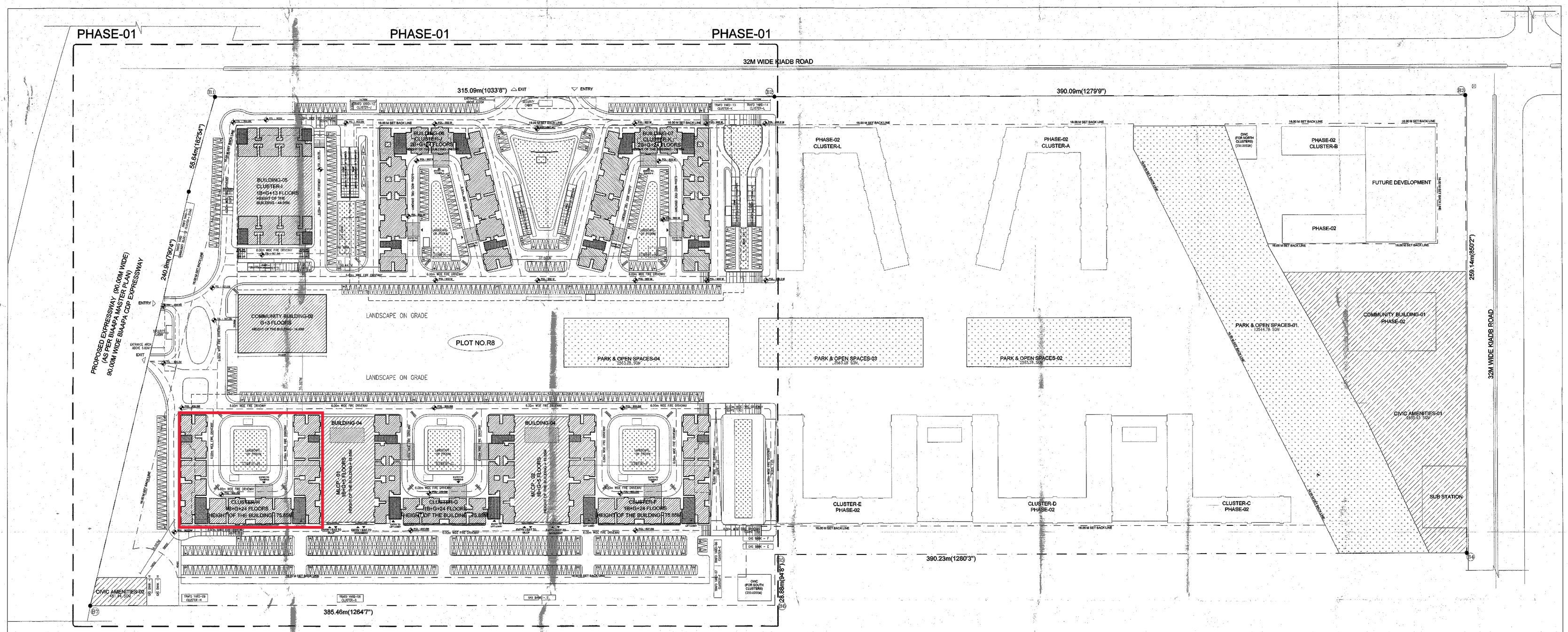

1 SITE PLAN

SCALE: 1:750

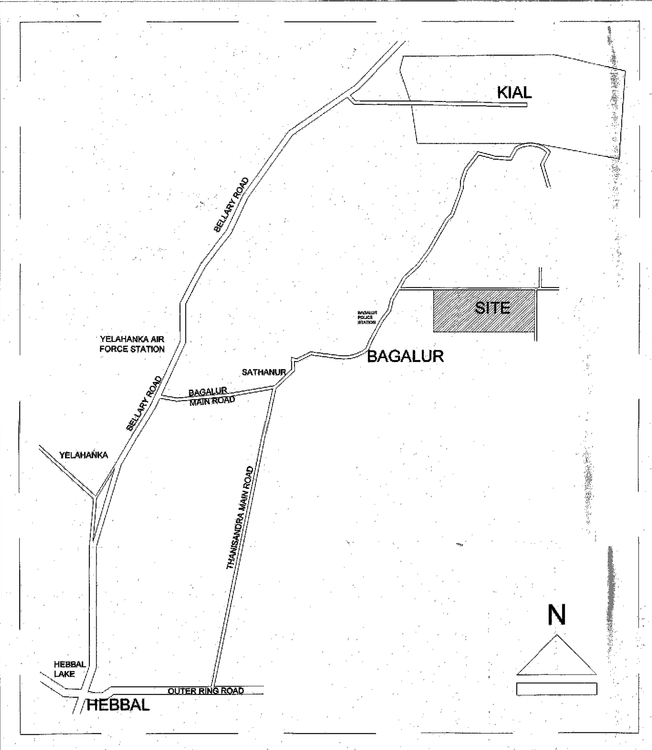

2 LOCATION PLAN

1:750

AREA STATEMENT- BRIGADE EL DORADO.

NET SITE AREA			202842.82 sqm(50 acres)
ROAD WIDENING AREA			NIL
10% AREA RESERVED FOR PARKS & OPEN SPACES			20234.28
5% AREA RESERVED FOR CIVIC AMENITIES			10117.14
SITE AREA FOR FAR	192225.68		
SITE AREA FOR COVERAGE	202842.82		
FAR ON 95% OF SITE AREA	FAR ALLOWED	3.25	
	FAR ACHIEVED	1.34	256744.13/192225.68 = 1.34<3.25
	FAR AREA ALLOWED FOR 3.25 F.A.R	624733.46	
COVERAGE ON 100% OF SITE AREA	COVERAGE ALLOWED	50%	20174.856/202842 = 9.97% < 50%
	COVERAGE ACHIEVED	9.97%	
TOTAL BUILT UP AREA	370811.443	SETBACK LEFT ALL ROUND	16.00M
NET FAR AREA	256744.13	ACHIEVED BLDG HT.	75.65M
BUILDING-01,02,03,04,05,06,07,08 & COMMUNITY BUILDING-01 & 02			

AREA EARMARKED TOWARDS 10% OF PARKS & OPEN SPACES IN SQMT.

SL	AS PER PLAN	AS PER ZONAL REGULATION
PO 01	12544.78	20234.28
PO 02	2563.28	
PO 03	2563.28	
PO 04	2563.28	
TOTAL	20234.62	

AREA EARMARKED TOWARDS 5% OF CIVIC AMENITIES IN SQMT.

SL	AS PER PLAN	AS PER ZONAL REGULATION
CA-01	9635.93	10117.14
CA-02	481.44	
TOTAL	10117.37	

BUILDING	TOWERS	FLOORS	HEIGHT OF THE BUILDING	NO.OF UNITS
BUILDING – 04	TOWER – F	18+G+24 UF	75.65 m	601
	MLCP-02	18+G+5 UF	19.65 m	
	TOWER – G	18+G+24 UF	75.65 m	567
	MLCP-01	18+G+5 UF	19.65 m	
	TOWER – H	18+G+24 UF	75.65 m	597
	COMMUNITY BUILDING-02	G+3 UF	14.50 m	
BUILDING – 05	TOWER – I	18+G+13 UF	44.55 m	240
BUILDING – 06	TOWER – J	28+G+24 UF	74.15 m	635
BUILDING – 07	TOWER – K	28+G+24 UF	74.15 m	635
TOTAL NO.OF UNITS				3275

	UNIT TYPE	UNIT BUILT-UP AREA IN SQM	UNIT CARPET AREA IN SQM	NO. OF UNITS
1 BHK	LIG	34.67	31.92	242
2 BHK	MIG	49.96	43.92	1033
3 BHK	MIG	66.60	59.71	2000
TOTAL				3275

	FAR AREA	PARKING	BUILT UP AREA
CLUSTER-F	46136.18	2720.4	52347.33
MLCP-02	0.00	10650.5	10650.49
CLUSTER-G	42678.81	4283.88	50873.19
MLCP-01	0.00	10650.5	10650.49
~~CLUSTER-H~~	~~45060.92~~	~~2709.30~~	~~52382.11~~
BASEMENT FGH	91.57	19373.44	21008.92
CLUSTER-I	16849.92	4544.73	24237.48
CLUSTER-J	50292.75	1458.83	55503.10
CLUSTER-K	50292.75	1458.83	55503.10
BASEMENT JK	366.83	31288.79	33177.02
COMMUNITY BUILDING -02	3974.40	0.00	4478.20
TOTAL	256744.13	89139.16	370811.44

TYPES OF UNITS / PARKING REQUIRED

UNIT TYPE	UNIT BUILT-UP AREA	NO. OF UNITS	CAR PARK REQUIRED	TOTAL CAR PARK REQUIRED	REMARKS
1 BHK	34.67	242	0.5	121	1 CAR FOR EACH TWO DWELLING UNITS, IF THE DWELLING UNIT IS LESS THAN 50 SQM
2 BHK	49.96	1033	0.5	516.5	
3 BHK	66.60	2000	1	2000	1 CAR FOR EACH DWELLING UNITS, IF THE DWELLING UNIT IS MORE THAN 50 SQM
TOTAL		3275		2638	
10% Visitors cars				264	
COMMUNITY BUILDING-02 (3974.40 SQM)				80	1 CAR PARK FOR EVERY 50 SQM
RETAIL (3212.49 SQM)				65	1 CAR PARK FOR EVERY 50 SQM
MULTIPLEX CINEMAS (524 SEATS)				21	1 CAR PARK FOR EVERY 25 SEATS
TOTAL NO. OF CAR PARKS REQUIRED				3068	
TOTAL NO. OF UNITS ACHIEVED				3275	

NOTE:- ALL AREAS MENTIONED ABOVE ARE IN SQM.

CAR PARKING	AS PER ZONAL REGULATION	AS PER DRAWING
	1 CAR FOR EACH TWO DWELLING UNITS, IF THE DWELLING UNIT IS LESS THAN 50 SQM = 1275 X 0.5 = 638 CARS	BASEMENT(TOWER-FGH – BUILDING-04) = 595 Nos
		GROUND FLOOR WITH MLCP (TOWER-FGH – BUILDING-04) = 219 Nos
		1ST FLOOR WITH MLCP (TOWER-FGH – BUILDING-04) = 122 Nos
		2ND FLOOR WITH MLCP (TOWER-FGH – BUILDING-04) = 122 Nos
	1 CAR FOR EACH DWELLING UNITS, IF THE DWELLING UNIT IS MORE THAN 50 SQM = 2000 X 1 = 2000 CARS	3RD FLOOR WITH MLCP (TOWER-FGH – BUILDING-04) = 126 Nos
		4TH FLOOR WITH MLCP (TOWER-FGH – BUILDING-04) = 126 Nos
		5TH FLOOR WITH MLCP (TOWER-FGH – BUILDING-04) = 126 Nos
		~~UPPER BASEMENT(TOWER-JK – BUILDING-06 & 07)~~ = ~~559 Nos~~
		LOWER BASEMENT(TOWER-JK – BUILDING-06 & 07) = 504Nos
	10% VISITOR'S CAR = 264 CARS	
		GROUND FLOOR (TOWER-J – BUILDING-06) = 59 Nos
		GROUND FLOOR (TOWER-K – BUILDING-07) = 59 Nos
RETAIL - 1 CAR FOR EVERY 50 SQM = 3212.49/50 =65 Nos		
MULTIPLEX CINEMAS - 1 CAR FOR EVERY 25 SEATS = 524/25 = 21 Nos		
		BASEMENT (TOWER – I, BUILDING-05) = 121 Nos
COMMUNITY BUILDING-02 - 1 CAR FOR EVERY 50 SQM = 3974.40/50 =80 Nos		SURFACE = 848 Nos
TOTAL REQUIRED =638+2000+264+65+21+80 =3068 Nos		TOTAL ACHIEVED = 3401 Nos

SITE BOUNDARY	
16.00M SETBACK LINE	
UPPER BASEMENT EXTENT	
LOWER BASEMENT EXTENT	
BUILDING BLOCK	
PARK & OPEN SPACES	
CIVIC AMENITIES	

STAIRCASE DETAILS

NO.OF. STAIRS	basement to ground	ground to terrace
TOWER - J	5 nos	4 nos
TOWER - K	7 nos	4 nos

STAIRCASE DETAILS

NO.OF. STAIRS	TOWER-J	TOWER-K
WIDTH OF STAIRCASE	1250mm	1250mm
TREAD	300mm	300mm
RISER	150mm	150mm
HEIGHT OF HANDRAIL	1000mm	1000mm
NO. OF RISERS/ FLIGHT	12	12

LIFT DETAILS

NO.OF. LIFTS	Passenger Lift 13 P. WITH AUTOMATIC DOOR	Service Lift 8MARGE WITH AUTOMATIC DOOR
TOWER - J	8 nos	4 nos
TOWER - K	8 nos	4 nos

STAIRCASE DETAILS

NO.OF. STAIRS	basement to ground	ground to terrace
TOWER - F	6 nos	4 nos
TOWER - G	6 nos	4 nos
TOWER - H	6 nos	4 nos

STAIRCASE DETAILS

NO.OF. STAIRS	TOWER-F	TOWER-G	TOWER-H
WIDTH OF STAIRCASE	1250mm	1250mm	1250mm
TREAD	300mm	300mm	300mm
RISER	150mm	150mm	150mm
HEIGHT OF HANDRAIL	1000mm	1000mm	1000mm
NO. OF RISERS/ FLIGHT	12	12	12

LIFT DETAILS

NO.OF. LIFTS	Passenger Lift 15 P. WITH AUTOMATIC DOOR	Passenger Lift 16 P. WITH AUTOMATIC DOOR	Service Lift 8MARGE WITH AUTOMATIC DOOR
TOWER - F		8 nos	2 nos
TOWER - G	8 nos		4 nos
TOWER - H		8 nos	2 nos

RESIDENTIAL - LIFT AND STAIRCASE DETAILS

STAIRCASE DETAILS

NO.OF. STAIRS	basement to ground	ground to terrace
TOWER - I	2 nos	4 nos

STAIRCASE DETAILS

NO.OF. STAIRS	TOWER-I&B
WIDTH OF STAIRCASE	1250mm
TREAD	300mm
RISER	150mm
HEIGHT OF HANDRAIL	1000mm
NO. OF RISERS/ FLIGHT	12

LIFT DETAILS

NO.OF. LIFTS	Passenger Lift 13 P. WITH AUTOMATIC DOOR	Service Lift 8MARGE WITH AUTOMATIC DOOR
TOWER - I	4 nos	2 nos

COMMERCIAL - LIFT AND STAIRCASE DETAILS

STAIRCASE DETAILS

NO.OF. STAIRS	ballement to ground	ground to 3rd floor
TOWER - I	2 nos	4 nos

STAIRCASE DETAILS

NO.OF. STAIRS	TOWER-I
WIDTH OF STAIRCASE	2000mm
TREAD	300mm
RISER	150mm
HEIGHT OF HANDRAIL	1000mm
NO. OF RISERS/ FLIGHT	12

LIFT DETAILS

NO.OF. LIFTS	Passenger Lift 13 P. WITH AUTOMATIC DOOR	Service Lift 8MARGE WITH AUTOMATIC DOOR
TOWER - I	2 nos	1 nos

INDEX

Approved Areas

Approval from CEO/EE/AE vice Para No. 8.1 of Page No. 17 in Computer File No. 288149 dt. 23/08/2019

The Building plans are approved subject to the conditions mentioned in this Office covering Letter No. KIADB/DO-3/EE/ 4537/19-20 Date: 28-08-19

Assistant Engineer
Karnataka Industrial Areas Development Board
Bangalore

DEPUTY DEVELOPMENT OFFICER & ASSISTANT EXECUTIVE ENGINEER
No. 1&3, KIADB Zonal Office, CFC Building, Maharaja Aravinda Bhavana, 1st Floor, H. T. Road, BANGALORE-560 001

KIADB DO & EE-3/Plot No. R5-R8 Jan. 20.19-20
The Karnataka Industrial Areas
DEVELOPMENT BOARD
BANGALORE - 560 001
LICENSE IN GRANTED AS PER PLAN
VALID UPTO: 12/03/2027
Dt:
Development Officer & Executive Engineer

OWNER'S SIGNATURE

(AUTHORIZED SIGNATORY)

ARCHITECT'S SIGNATURE

ABHAYITTY ZACHARIAH
KIADB / Arch / 022 / 2016-19

Client
Brigade Tetrarch Pvt. Ltd.
29th & 30th floor, World trade Center,
Brigade Gateway Campus,
26/1, Dr. Rajkumar Road,
Malleshwaram - Rajajinagar,
Bangalore – 560055

Project Name
Proposed Development at, Plot No. R-8 & R-5, Hi-Tech Defence and Aerospace Park (Hardware Sector) Industrial Area, Jala Hobli / Bangalore North Taluk / Yelahanka, Bangalore Rural District, Karnataka.

Title
SITE PLAN
PHASE-01

SANCTION DRAWING

Drawing Originator		Scale
Zachariah Consultants		1:750
Checked By / Checked Date	Drawn By / Drawn Date	
VK / 31.07.2019	ZA / 31.07.2019	
Discipline	Purpose	Drawing No.
Architecture		A.001

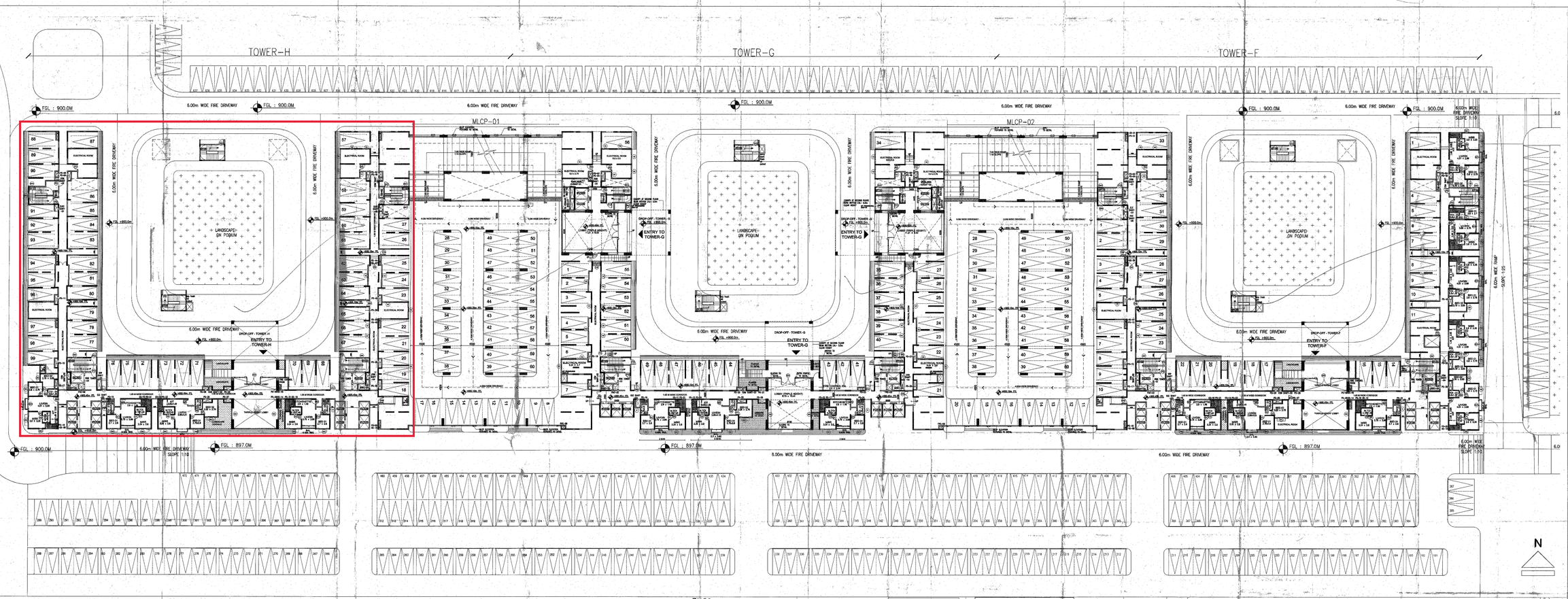

2 GROUND FLOOR PLAN - TOWER - F, G & H

Scale: 1:200

INDEX

= Approved Area

Approval from BDA vide Plan No. ... of Plan No. ... in Computer File No. ... on Dated: 3.12.19

The Building plans are approved subject to the conditions mentioned in this Office Covering Letter No. BDA/BUDO/BBMP/ ... Date: 2.2.2019

LeDB No. ... Plot No. ... Hardware Sector

The Karnataka Industrial Areas Development Board, Bangalore - 560 001. Licence is granted as per plan valid upto ...

Development Officer & Executive Engineer

Assistant Engineer, Karnataka Industrial Areas Developments Board, Bangalore.

DEPUTY DEVELOPMENT OFFICER & ASSISTANT EXECUTIVE ENGINEER, Sri. NAL KHAN Good Office, CPC Building, Mahakavi Kuvempu Bhawan, 1st Floor, K.R. Circle, BANGALORE-560 001.

SCHEDULE OF COLUMN	
	SHEAR COLUMN
	SHEAR COLUMN AT PARKING LEVEL
	PODIUM COLUMN
SCHEDULE OF CAR PARKING	
	COMMON
LEGEND	
	CUTOUT AREA
	CUTOUT AT FLOOR LEVEL
SCHEDULE OF LEVELS	
FFL	FINISHED FLOOR LEVEL
SL	STRUCTURAL SLAB LEVEL
FSL	FINISHED SHOWER LEVEL
AGL	AVERAGE GROUND LEVEL
GRIDS	
	SITE GRIDS
	TOWER GRIDS

SCHEDULE OF OPENINGS (mm)

MARK	SIZE	SILL HEIGHT (ALL PLS)	ARCH. HEIGHT (ALL PLS)
D1	1000X2100		2100
D2	900X2100		2100
D3	750X2100		2100
D4	1000X2400		2400
D5a	1200X2400		2700
D5	1200X2400		2400
D6	1200X2400		2400
D7	1200X2400	FIRE RATED DOOR 1Hr (MODIFIED)	
W1	1800X1200	900	2100
W2	1200X1800	300	2100
W3	900X1800	300	2100
W4	1200X1800	300	2100
W5	600X1800	1200	2100
V	600X600	2100	2100
SH	600X1200	300	2100

LEGEND

	100MM THK WALL
	125MM THK WALL

STAIRCASE DETAILS

NO.OF. STAIRS	basement to ground	ground to terrace
TOWER - F	6 nos	4 nos
TOWER - G	6 nos	4 nos
TOWER - H	6 nos	4 nos

STAIRCASE DETAILS

NO.OF. STAIRS	TOWER-F	TOWER-G	TOWER-H
WIDTH OF STAIRCASE	1250mm	1250mm	1250mm
TREAD	300mm	300mm	300mm
RISER	150mm	150mm	150mm
HEIGHT OF HANDRAIL	1000mm	1000mm	1000mm
NO. OF RISERS/ FLIGHT	12	12	12

LIFT DETAILS

NO.OF. LIFTS	Passenger Lift 13 P. WITH AUTOMATIC DOOR	Passenger Lift 16 P. WITH AUTOMATIC DOOR	Service Lift 8HAGS WITH AUTOMATIC DOOR
TOWER - F		8 nos	2 nos
TOWER - G	8 nos		4 nos
TOWER - H		8 nos	2 nos

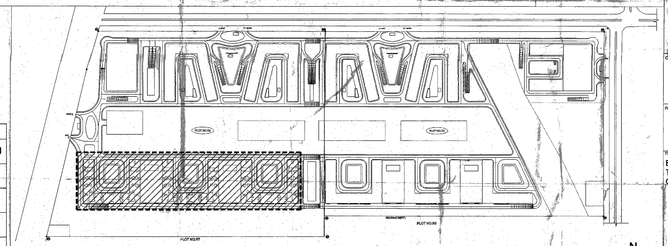

1 KEY PLAN

Scale: 1:2000

OWNERS SIGNATURE

Prestige Tetranch Pvt. Ltd.

Authorised Signatory

AUTHORISED SIGNATORY

ARCHITECT'S SIGNATURE

ARCHITECT DIGVIJAY
REG.No.:CA/2002-20918

Client:
Brigade Tetranch Pvt. Ltd.
20th & 30th floor, World trade Center,
Brigade Gateway Campus,
26/1, Dr. Rajkumar Road,
Malleshwaram - Rajajinagar,
Bangalore – 560055

Project name:
Proposed Development at, Plot No. R-5 & R-6, HiTech Defence and Aerospace Park (Hardware Sector) Industrial Area, Jala Hobli / Bangalore North Taluk / Yelahanka, Bangalore Rural District, Karnataka.

Title:
BUILDING-04
TOWER F, G, H
GROUND FLOOR PLAN

3

SANCTION DRAWING

Drawing Originator: Zachariah Consultants			Scale: 1:200
Drawn by: VK	Checked by(s): 17.08.2019	Drawn by: ZA	Date: 17.08.2019
Discipline: Architecture		Purpose: SANCTION	Drawing No.: A-PG/H.100

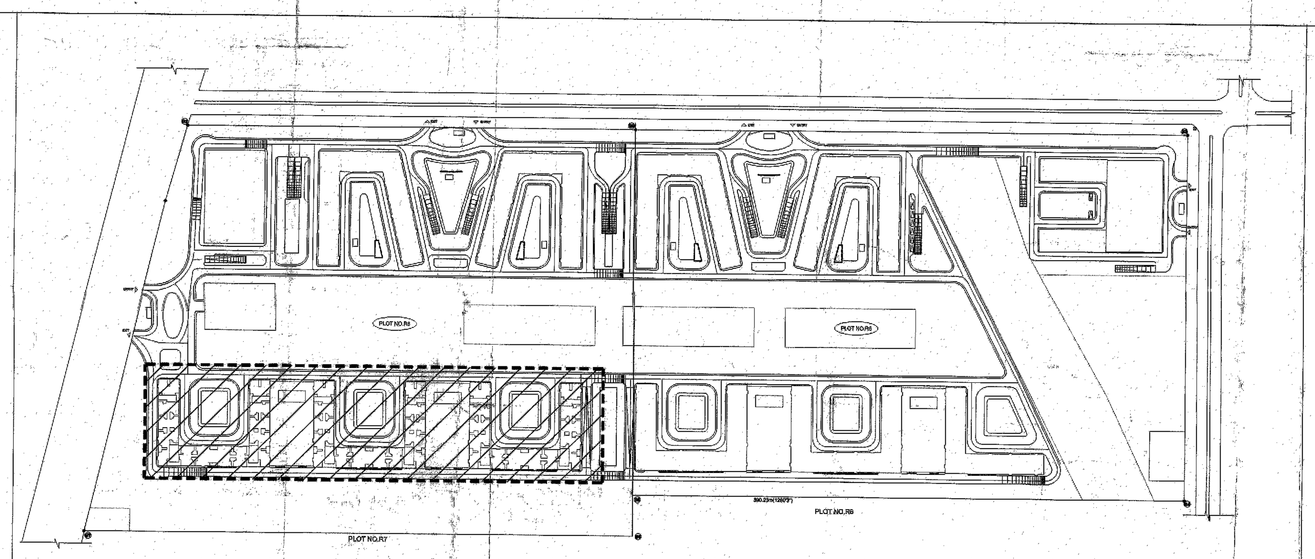

1 KEY PLAN - CLUSTER - FGH

Scale: 1:2000

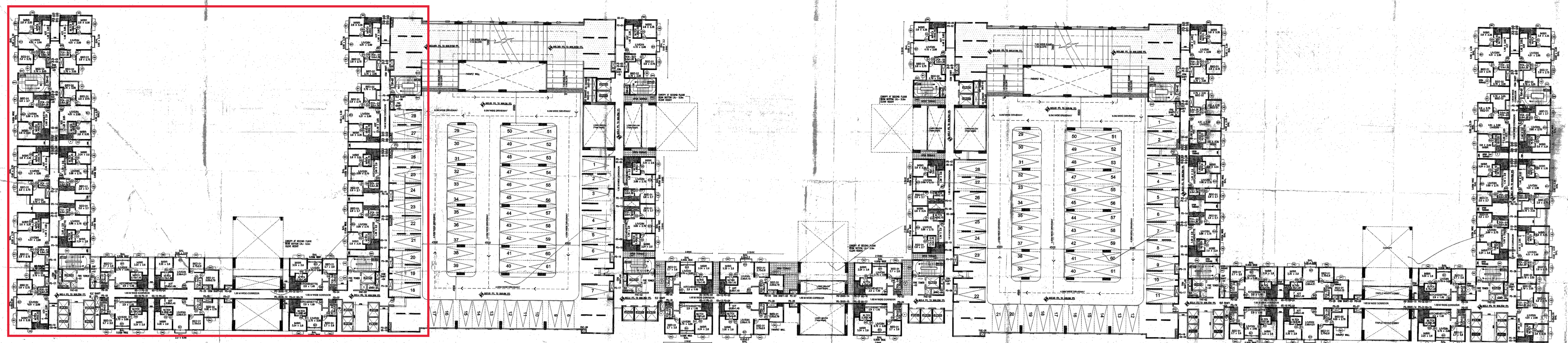

2 1ST AND 2ND FLOOR PLAN - TOWER F, G & H

Scale: 1:200

INDEX

Approved Area

Approval Vide C&D 9-07 Para No. 3.3 of Plan No. 1/2007-08 in Computer File No. 1/2007-08 Dated 19/3/15

The Building plans are approved subject to the conditions mentioned in this Office covering Letter No. KIADB/DO-3861/ ACP/19-20 Date: 28.10.19

IADB DO & EL-3/Plot No. R-5 & R-6/Hardware Sector

The Karnataka Industrial Areas DEVELOPMENT BOARD BANGALORE - 560 001 LICENSE IS GRANTED AS PER PLAN VALID UPTO: 18/07/2021

Dt: Development Officer & Executive Engineer

Karnataka Industrial Areas Development Board Bangalore

DEPUTY DEVELOPMENT OFFICER & ASSISTANT EXECUTIVE ENGINEER-1 No. 14/3, KIADB Zonal Office, CFC Building, Mahendra Hiranandani Bhawana, 1st Floor, H. T. Road, BANGALORE-560 001

STAIRCASE DETAILS		
BLDG STAIRS	basement to ground	ground to terrace
TOWER - F	6 nos	4 nos
TOWER - G	6 nos	4 nos
TOWER - H	6 nos	4 nos

STAIRCASE DETAILS			
BLDG STAIRS	TOWER-F	TOWER-G	TOWER-H
WIDTH OF STAIRCASE	1200mm	1200mm	1200mm
TREAD	300mm	300mm	300mm
RISER	150mm	150mm	150mm
HEIGHT OF HANDRAIL	1000mm	1000mm	1000mm
NO. OF RISERS/ FLIGHT	12	12	12

LIFT DETAILS			
LIFTS/DR	Passenger Lift 13 P. with AUTOMATIC DOOR	Passenger Lift 16 P. with AUTOMATIC DOOR	Service Lift 8PASS with AUTOMATIC DOOR
TOWER - F		8 nos	2 nos
TOWER - G	2 nos		4 nos
TOWER - H		8 nos	2 nos

LEGEND

	FRESH AIR (FA)
	EXHAUST FAN (EF)
	SMOKE EXHAUST FAN (SEF)
	SMOKE DAMPER
	FIRE DAMPER
	FIRE VOLUME OF PARKING LEVEL
	SMOKE VOLUME
	SMOKE DETECTOR
	FIRE DETECTOR
	FIRE HYDRANT
	FIRE EXTINGUISHER
	FIRE ALARM (FA)
	FIRE ALARM (FA)
	FIRE ALARM (FA)

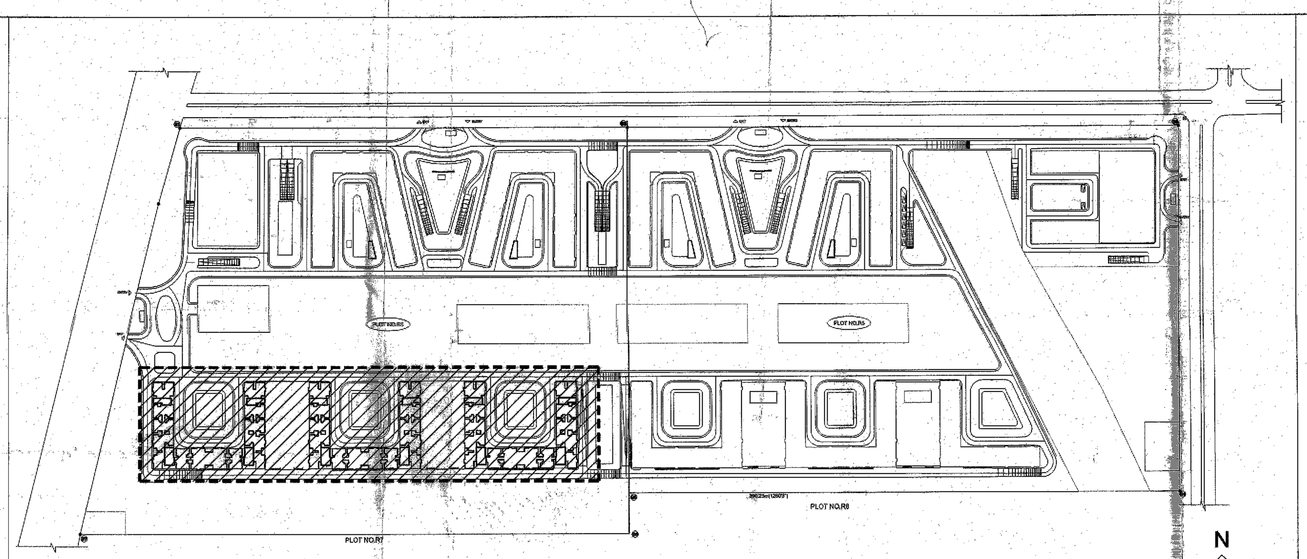

1 KEY PLAN - CLUSTER - FGH

Scale: 1:2000

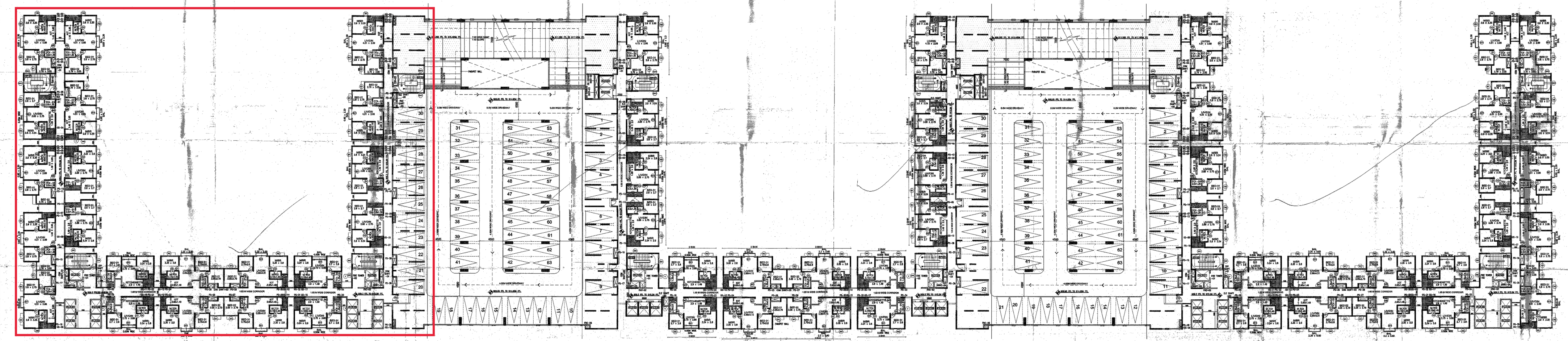

2 3rd - 5th TYPICAL MLCP

Scale: 1:200

INDEX

⇒ Approved Area

Approval from SEIAA vide ... dated ... of File No. 77 ... Computer File No. 3867 ... on ... 5/8/19

The Building plans are approved subject to the conditions mentioned in this Office covering Letter No. KIADB/PO-3867/ 1497-14-15 Date: 22.08.15

IADB DO & EE-3/Plot No. ...

The Karnataka Industrial Areas DEVELOPMENT BOARD BANGALORE - 560001 LICENSE IN GRANTED AS PER PLAN VALID UPTO: 18.07.2022

Date: ... Development Officer & Executive Engineer

Assistant Engineer Karnataka Industrial Areas Development Board Bangalore

DEPUTY DEVELOPMENT OFFICER & ASSISTANT EXECUTIVE ENGINEER No. 143, KIADB Head Office, C/O Building, Khanija Bhavan, Rajajinagar Extension, 1st Floor, K. T. Road, BANGALORE-560 021.

STAIRCASE DETAILS			
NO OF STAIRS	basement to ground	ground to terrace	
TOWER - F	5 nos	4 nos	
TOWER - G	5 nos	4 nos	
TOWER - H	5 nos	4 nos	

STAIRCASE DETAILS			
NO OF STAIRS	TOWER-F	TOWER-G	TOWER-H
WIDTH OF STAIRCASE	1250mm	1250mm	1250mm
TREAD	300mm	300mm	300mm
RISER	150mm	150mm	150mm
HEIGHT OF PARAPHET	1000mm	1000mm	1000mm
NO. OF RISERS/ FLOOR	9	12	12

LIFT DETAILS			
NO OF LIFTS	Passenger Lift (6.5* WITH AUTOMETIC DOOR	Passenger Lift (6.5* WITH AUTOMETIC DOOR	Service Lift (WIDE WITH AUTOMATIC DOOR
TOWER - F		6 nos	2 nos
TOWER - G	5 nos		4 nos
TOWER - H		6 nos	2 nos

LEGEND	
	HOME OR WALL
	HOME OR WALL
	SHUTTER
	SHUTTER
	SHUTTER

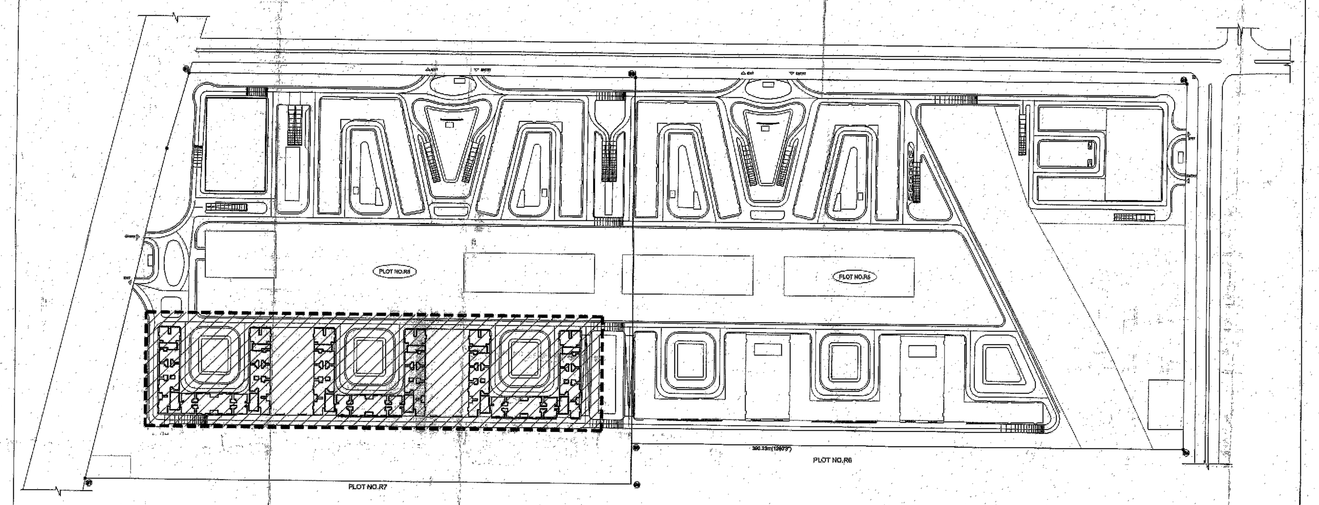

1 KEY PLAN - CLUSTER - FGH

Scale: 1:2000

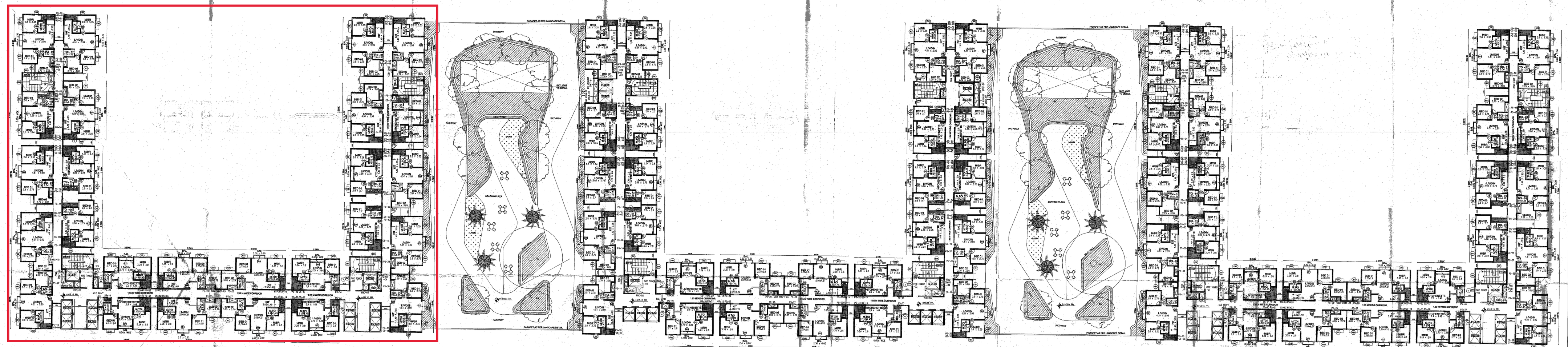

2 6th FLOOR PLAN - MLCP ROOF

Scale: 1:200

INDEX

✓ ⇒ Approved Area

Approval from 2003-04 vide Para No. 27 of Page No. 17 in Computer File No. 2003-04 on Dated 3/5/04

The Building plans are approved subject to the conditions mentioned in this Office covering Letter No. KIADB/DO-3/EE/..... Dated 3-2-2019

IADB DO & EE-3/Plot No. R-5-R-8/Hardware Suites

The Karnataka Industrial Areas DEVELOPMENT BOARD BANGALORE - 560 001 LICENSE IN DRAWING AS PER PLAN VALID UPTO 10/07/2021

Dt: Development Officer & Executive Engineer

Assistant Engineer, Karnataka Industrial Areas Development Board Bangalore

DEPUTY DEVELOPMENT OFFICER & ASSISTANT EXECUTIVE ENGINEER-1 No. 143, KIADB Jyoti Office, CIC Building, Maharshi Arawinda Sharma, 1st Floor, H. T. Road, BANGALORE-560 001.

STAIRCASE DETAILS		
NO. OF STAIRCASE	NOMINAL WIDTH	ACTUAL WIDTH
TOWER - F	2 Nos	2.1m
TOWER - G	2 Nos	2.1m
TOWER - H	2 Nos	2.1m

STAIRCASE DETAILS			
STAIRCASE DETAILS	TOWER-F	TOWER-G	TOWER-H
RISER	150mm	150mm	150mm
TREAD	300mm	300mm	300mm
WAIST	150mm	150mm	150mm
HEIGHT OF FIRST RISER	1500mm	1500mm	1500mm
NO. OF RISERS	14	14	14

LIFT DETAILS			
NO. OF LIFTS	Passenger Lift (Lift Type-A)	Passenger Lift (Lift Type-B)	Service Lift (Lift Type-C)
TOWER - F	2 Nos	2 Nos	2 Nos
TOWER - G	2 Nos	2 Nos	2 Nos
TOWER - H		2 Nos	2 Nos

LEGEND

	TOWER FOR SALE
	TOWER FOR RENT

	TOWER - F
	TOWER - G
	TOWER - H
	TOWER FOR SALE
	TOWER FOR RENT

	FIRE TENDER
	FIRE HYDRANT
	FIRE HYDRANT (UNDER GROUND)
	FIRE HOSE REEL

	FIRE EXIT (EXT)
	EXIT (EXTERNAL SUB UNIT)
	FIRE EXIT (EXT)
	EXIT (EXTERNAL SUB UNIT)
	EXIT (EXTERNAL SUB UNIT)
	EXIT (EXTERNAL SUB UNI

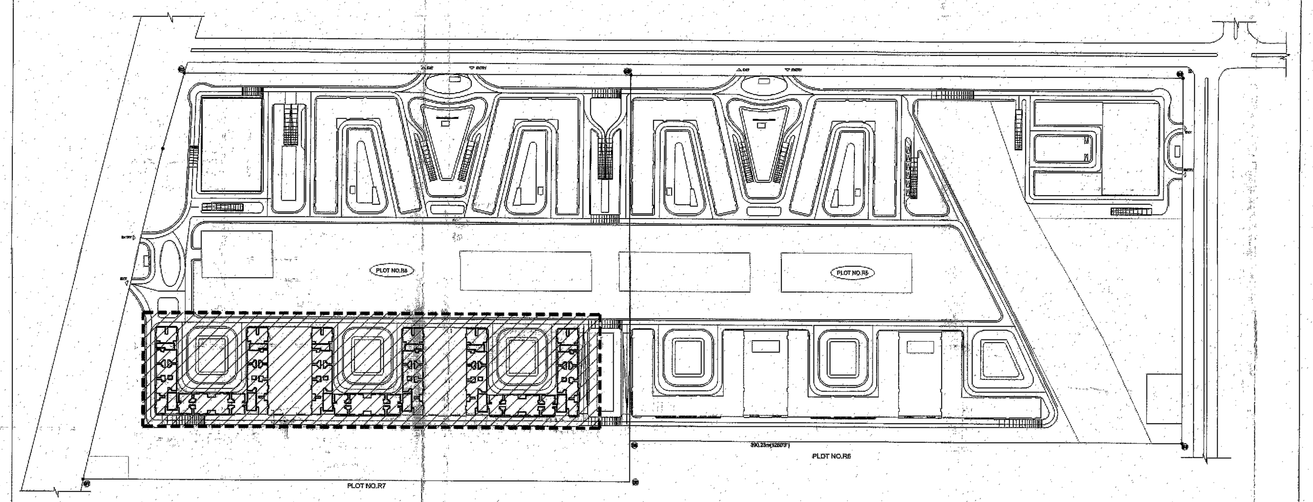

1 KEY PLAN - CLUSTER - FGH

Scale 1:2000

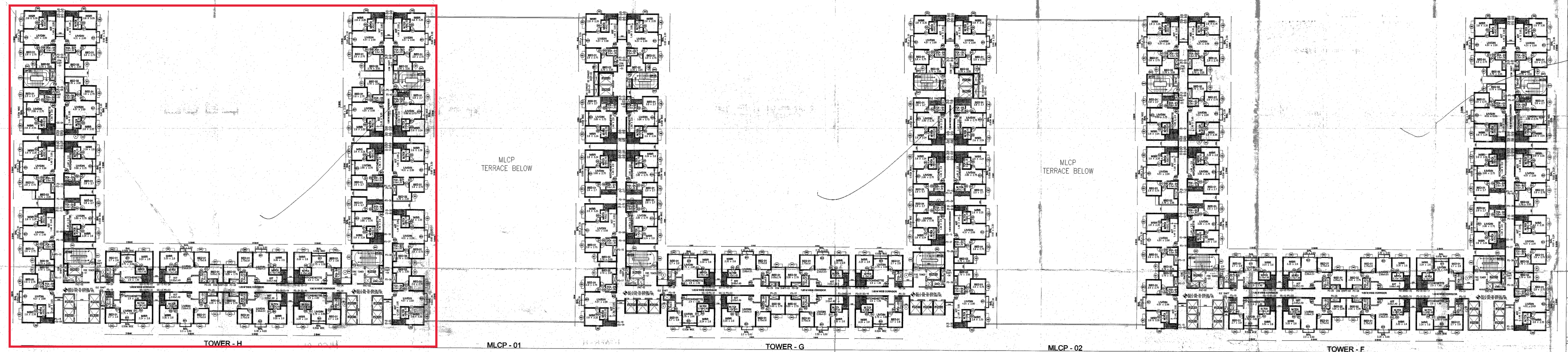

2 7 to19 & 21 to 24 TYPICAL FLOOR PLAN

Scale 1:200

INDEX

Approved Area

Approval from CEO & EM vide Para No. 2.1 of Page No. 19 in Computer File No. 2804 on Dated 3.8.19

The Building plans are approved Subject to the conditions mentioned in this Office covering Letter No. KIADB/DO-3611/ Office B Sy. Dated 28.08.19

KIADB DO & EE-3/Plot No. R-5 & R-6 Sector

The Karnataka Industrial Areas
DEVELOPMENT BOARD
BANGALORE - 560 001
LICENSE IN GRANTED AS P.B PLAN
VALID UPTO: 31/12/2020

Dt: Development Officer & Executive Engineer

Karnataka Industrial Areas Development Board Bangalore

DEPUTY DEVELOPMENT OFFICER & ASSISTANT EXECUTIVE ENGINEER-7 CPC Building, Khanija Bhavan Annexe Bhavana, 1st Floor, K. T. Road, BANGALORE-560 001.

STANDARD DETAILS		
BLDG NAME	Important ground to ground	ground to terrace
TOWER - F	3.0m	3.0m
TOWER - G	3.0m	3.0m
TOWER - H	3.0m	3.0m

STANDARD DETAILS			
BLDG NAME	TOWER-H	TOWER-G	TOWER-F
FLOOR TO FLOOR	3000mm	3000mm	3000mm
TREAD	300mm	300mm	300mm
RISER	150mm	150mm	150mm
FLOOR TO CEILING	2850mm	2850mm	2850mm
PLINTH HEIGHT	45	45	45

LIFT DETAILS			
BLDG NAME	Passenger Lift (with stretcher)	Passenger Lift (without stretcher)	Service Lift (with stretcher)
TOWER - F		3.0m	2.1m
TOWER - G	3.0m		2.1m
TOWER - H		3.0m	2.1m

LEGEND	
	FOOD TO SILL
	UNDER TOP WALL

SCHEDULE OF OPENINGS (mm)			
MARK	SIZE	No. of Nos.	REMARKS
DOOR DETAILS			
D1	1000X2100	103	2100
D2	1000X2100		
D3	750X2100		
D4	900X2100		
LIFT DRESSING			
L1	1100X2100	103	2100
L2	1100X2100	103	2100
L3	1000X2100	206	2100
L4	1000X2100	206	2100
L5	1000X2100	206	2100
L6	1000X2100	206	2100

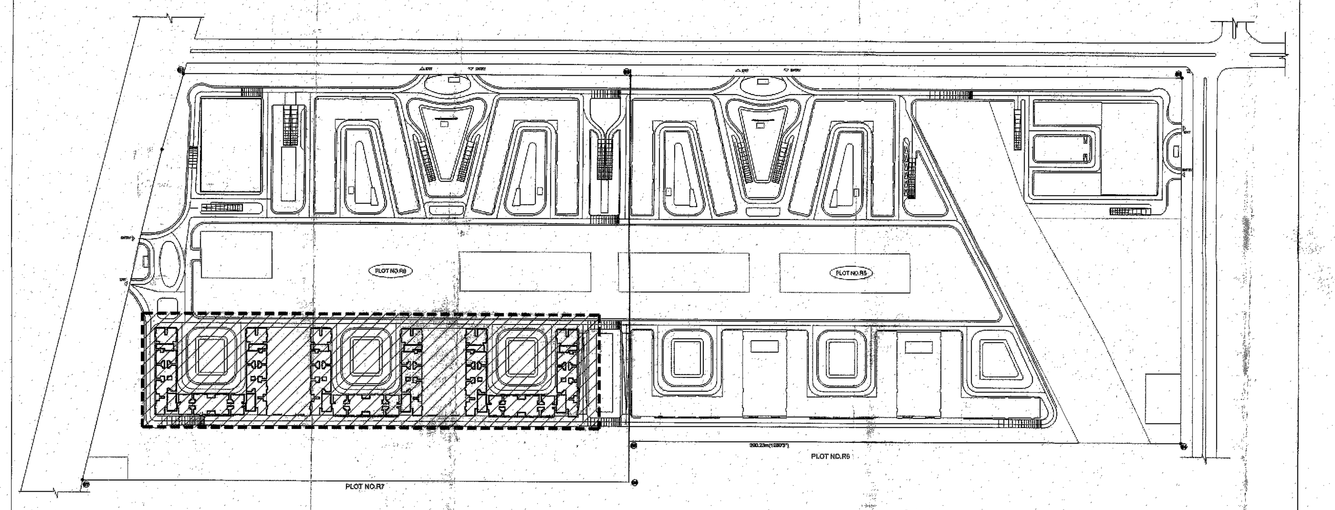

1 KEY PLAN - CLUSTER - FGH

Scale: 1:2000

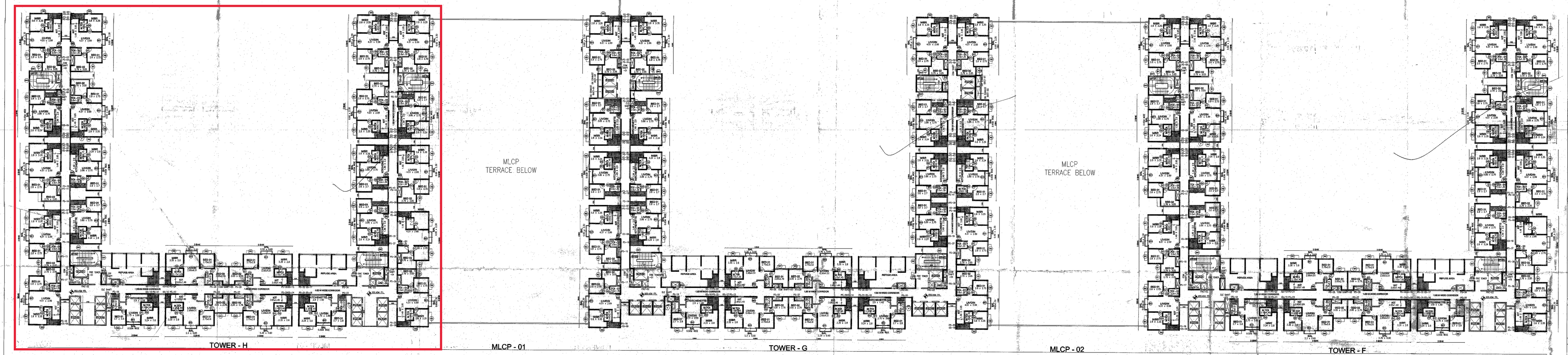

2 20TH REFUGE FLOOR PLAN

Scale: 1:200

INDEX

Approved Area

Approval from GBD G-CH

Para No. 2 of Page No. 17 Vide

In Computer File No. 2020-21

Dated 3/8/19

The Building plans are approved subject to the conditions mentioned in this Office covering Letter No. IGADB/DD-3&EE-3/Plot No. R-5 & R-7D.

Date: 28-08-19

IADB DD & EE-3/Plot No. R-5 & R-7 Hardware Sector

The Karnataka Industrial Areas

DEVELOPMENT BOARD

BANGALORE - 560 001

LICENSE IN GRANTED AS PER PLAN

VALID UPTO: 28/08/2024

DE: Development Officer & Executive Engineer

Assistant Engineer
Karnataka Industrial Areas Development Board
Bangalore

DEPUTY DEVELOPMENT OFFICER
& ASSISTANT EXECUTIVE ENGINEER-3
KIADB, KIADB Zonal Office,
CIC Building, Mahaveer Arcade
Bhashem, 1st Floor, N. T. Road,
BANGALORE-560 001.

STAIRCASE DETAILS		
BLDG. HEIGHT	BASEMENT + GROUND + 20 FLOORS	BASEMENT + GROUND + 20 FLOORS
TOWER-F	71.1m	71.1m
TOWER-G	71.1m	71.1m
TOWER-H	71.1m	71.1m

STAIRCASE DETAILS			
BLDG. HEIGHT	TOWER-F	TOWER-G	TOWER-H
STAIR-1 (Refuge)	1800mm	1800mm	1800mm
STAIR-2	1800mm	1800mm	1800mm
STAIR-3	1800mm	1800mm	1800mm
STAIR-4 (Refuge)	1800mm	1800mm	1800mm
NO. OF RAMP	10	10	10

LIFT DETAILS			
BLDG. HEIGHT	Passenger Lift (with 450 kg)	Refuge Lift (with 450 kg)	Service Lift (with 450 kg)
TOWER-F	5 nos	1 no	2 nos
TOWER-G	5 nos	1 no	2 nos
TOWER-H	5 nos	1 no	2 nos

LEGEND	
	TOWER BIG WALL
	TOWER SMALL WALL
COMMON COLUMN	
	TOWER COLUMN (G. PARKING LEVEL)
	TOWER COLUMN
COMMON OPEN SPACE	
	PARKING (TOWER LEVEL)
	CIRCULATION (TOWER LEVEL)
	PARKING (STILT LEVEL)
	AMENITIES (TOWER LEVEL)
LEGEND	
	FIRE EXIT
	FIRE STAIR

SCHEDULE OF OPENINGS (mm)			
BLDG.	SIZE	No. OF OPENINGS (TOWER-F)	No. OF OPENINGS (TOWER-G)
UNIT DOORS			
D1	1200X2100	20	20
D2	900X2100		
D3	1000X2100		
D4	1200X2100		
D5	1000X2100		
UNIT WINDOWS			
W1	1200X1200	200	200
W2	1200X1200	200	200
W3	1200X1200	200	200
W4	1200X1200	200	200
W5	1200X1200	200	200
W6	1200X1200	200	200
W7	900X1200	200	200
W8	1200X900	100	100
V1	600X1200	100	100
V2	600X1200	100	100

N

OWNER'S SIGNATURE

For Brigade Tetrarch Pvt. Ltd.

Authorised Signatory

(AUTHORIZED SIGNATORY)

ARCHITECT'S SIGNATURE

JAWAD SYED ZACHARIAH
IGADB / Arch-102 / 2018-19

Client
Brigade Tetrarch Pvt. Ltd.
29th & 30th floor, World trade Center,
Brigade Gateway Campus,
26/1, Dr. Rajkumar Road,
Malleshwaram - Rajajinagar,
Bangalore – 560055

Project Name
Proposed Development at, Plot No. R-6 & R-5, Hi-Tech Defence and Aerospace Park (Hardware Sector) Industrial Area, Jala Hobli / Bangalore North Taluk / Yelahanka, Bangalore Rural District, Karnataka.

Title
BUILDING-04
TOWER F, G, H
20TH_ REFUGE FLOOR PLAN

8

SANCTION DRAWING

Drawing Originator			Scale
Zachariah Consultants			1:200
Drawn By	Checked Date	Drawn By	Drawn Date
VK	19.07.2019	ZA	18.07.2019
Discipline		Drawing No.	
Architecture		SANCTION	A.FGH.105

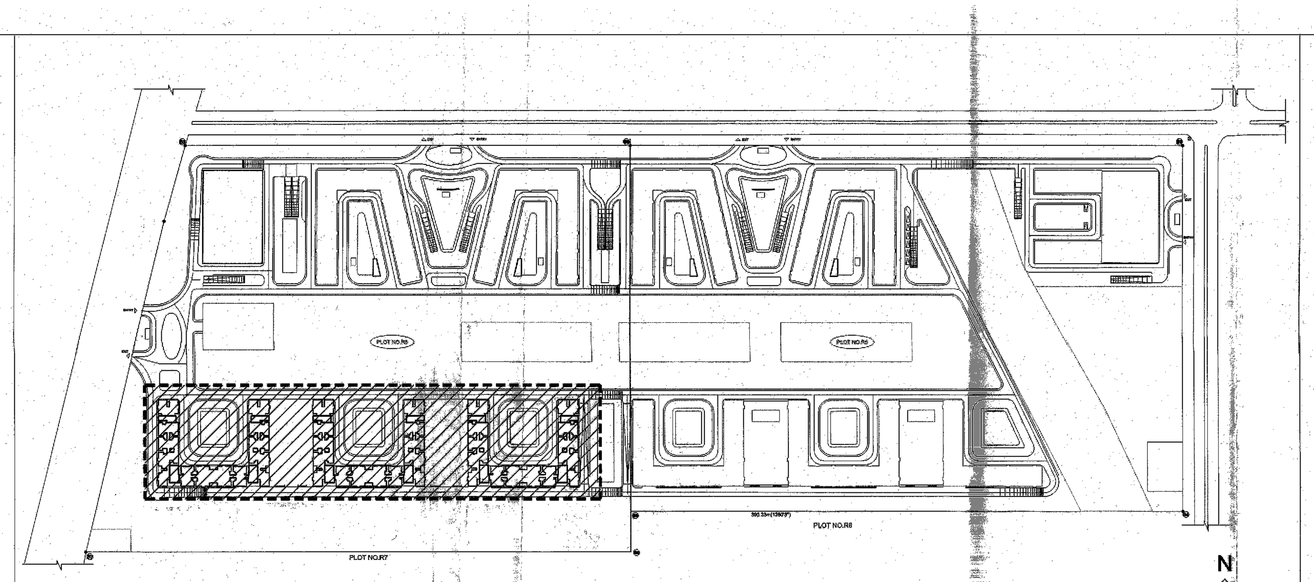

1 KEY PLAN - CLUSTER - FGH

Scale: 1:2000

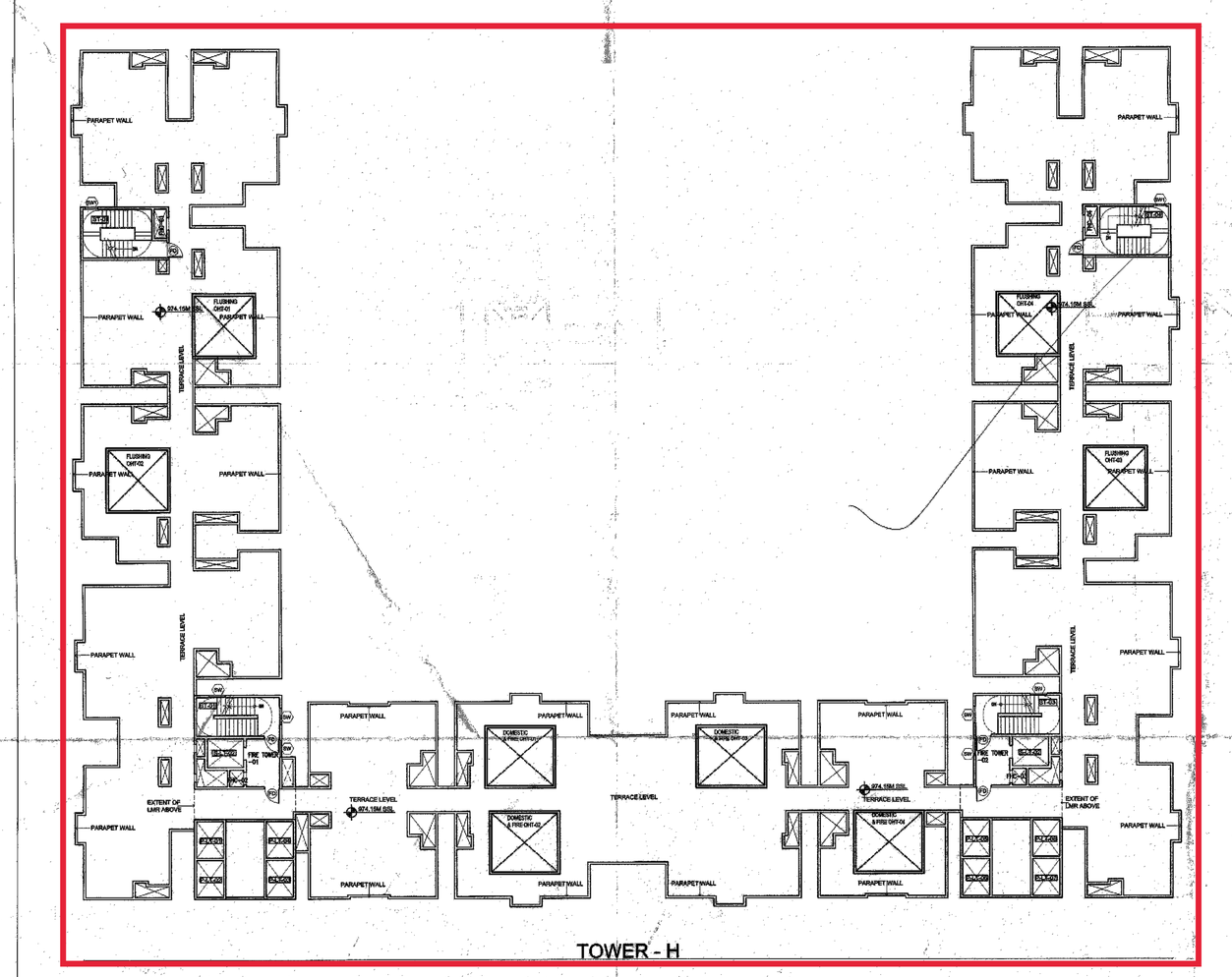

TOWER - H

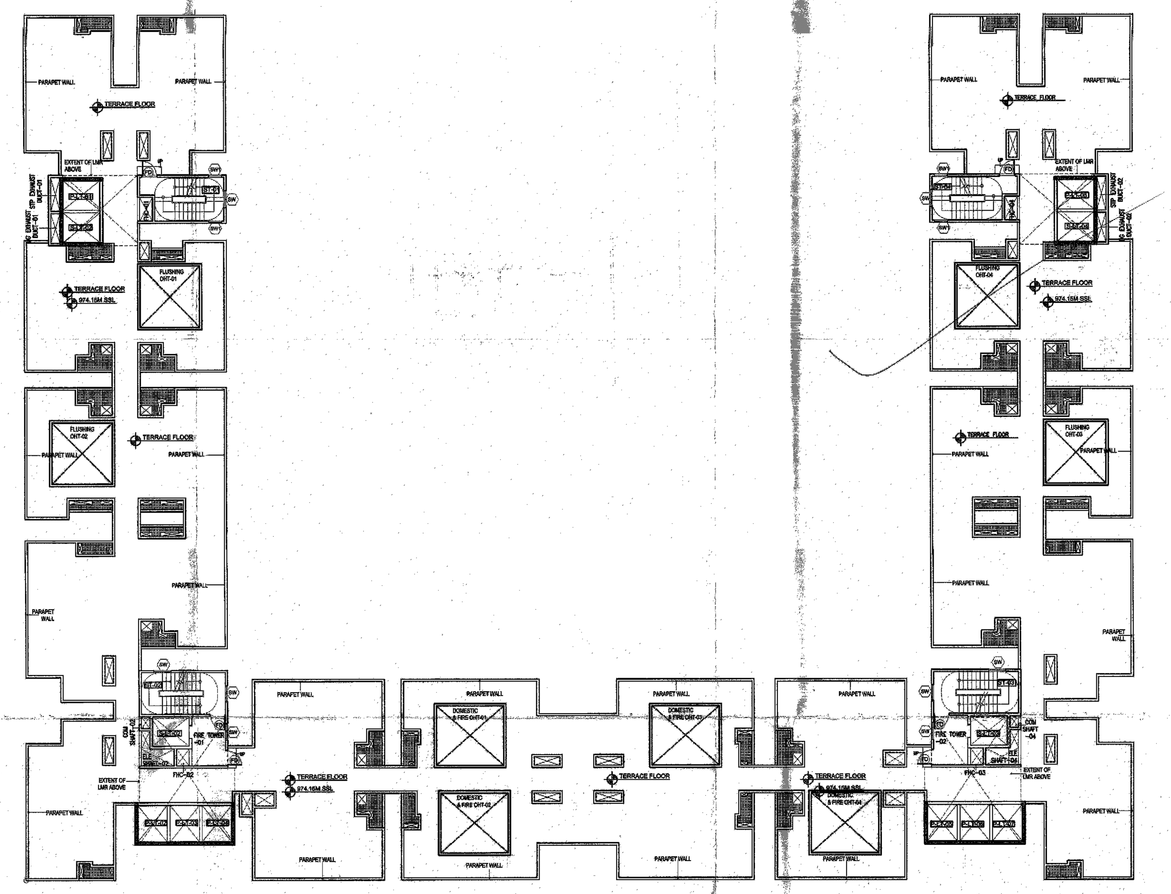

TOWER - G

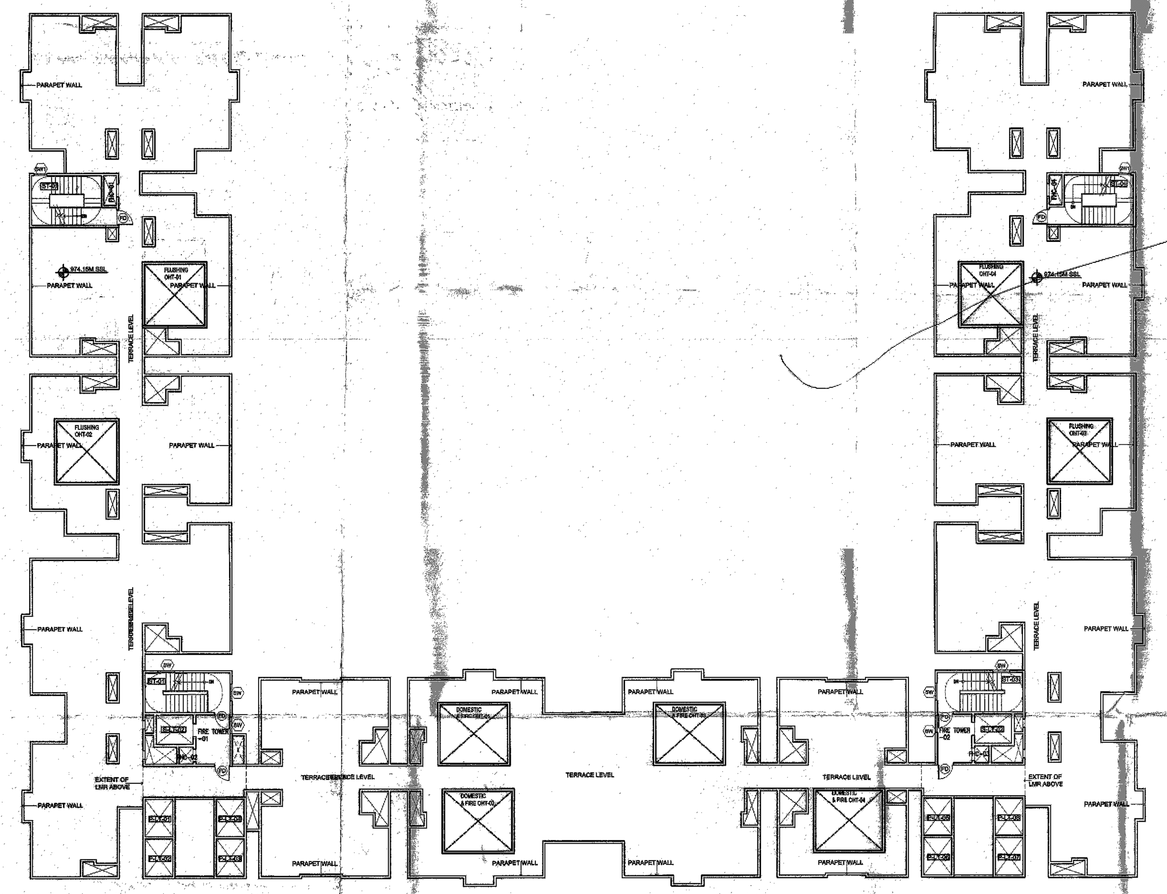

TOWER - F

2 TERRACE FLOOR PLAN

Scale: 1:200

INDEX

Approved Area

Approval from BBMP vide Para No. 8.9 of Page No. 17 in Computer File no. 23504 on Dated 25.04.19

The Building plans are approved subject to the conditions mentioned in this Office covering Letter No: KIADB/DO-3&EE/ 1437-19-20 Dated 28.06.19

IADB DO & EE-3/Plan No: 8-3-8-27/Hardware Park/ 20 for 20

The Karnataka Industrial Areas DEVELOPMENT BOARD BANGALORE - 560 001. LICENSE IN GRANTED IN PRESENT PLAN VALID UPTO 12/01/2022

Dt: Development Officer & Executive Engineer

STAIRCASE DETAILS		
NO.OF STORE	basement to ground	ground to terrace
TOWER - F	4 nos	4 nos
TOWER - G	4 nos	4 nos
TOWER - H	4 nos	4 nos

STAIRCASE DETAILS			
NO.OF STORE	TOWER-F	TOWER-G	TOWER-H
WIDTH OF STAIRCASE	1250mm	1250mm	1250mm
TREAD	300mm	300mm	300mm
RISER	150mm	150mm	150mm
HEIGHT OF WAISTWALL	1050mm	1050mm	1050mm
NO. OF RISER/ FLIGHT	12	12	12

LIFT DETAILS			
NO.OF LIFTS	Passenger Lift 10.5' WITH AUTOMATIC DOOR	Passenger Lift 10.5' WITH AUTOMATIC DOOR	Service Lift 8'WITH WITH AUTOMATIC DOOR
TOWER - F		2 nos	2 nos
TOWER - G	4 nos		4 nos
TOWER - H		2 nos	2 nos

LEGEND	
	CONC FW WALL
	CONC FW WALL
	CONC COLUMN
	TRANS COLUMN
	TRANS COLUMN AT PARKING LEVEL
	PORTAL COLUMN
	BEAM SYMBOL
	BEAMS PLAN LEVEL
	BEAMS PLAN LEVEL
	BEAMS PLAN LEVE