

CONTENTS OF SHEET

BLOCK PLAN, LOCATION PLAN, PARKING AREA STATEMENT, AREA SUMMARY STATEMENT

STAMP OF DATE OF APPROVAL OF PLAN

PLAN FOR APPROVAL

| | | |
|---|---|---|
|  |  |  |
|---|---|---|

| CONSTRUCTION AREA AS PER APPROVED CONCESSIONS | | |
|---|-------------------------|-----------|
| | | sqm |
| (i) | BUILT UP AREA(FSI) | 45683.75 |
| (ii) | Non FSI Area | 76700.13 |
| | Total Construction Area | 122383.88 |

| BUILT UP AREA OF PODIUM / PARKING FLOORS | | | |
|--|---------------|------------------------------|--------|
| FLOOR | BUILT UP AREA | STAIRCASE, LIFT & LOBBY AREA | |
| 2nd BASEMENT FLOOR | 9.60 | - | SQ.MT. |
| 1st BASEMENT FLOOR | 24.47 | - | SQ.MT. |
| GROUND FLOOR | 42.18 | - | SQ.MT. |
| 1st PODIUM FLOOR | 87.56 | - | SQ.MT. |
| 2nd PODIUM FLOOR | 22.45 | - | SQ.MT. |
| 3rd PODIUM FLOOR | - | - | SQ.MT. |
| 4th PODIUM FLOOR | - | 24.88 | SQ.MT. |
| 5th PODIUM FLOOR | 456.23 | 54.87 | SQ.MT. |
| 6TH LEVEL PODIUM TOP (REFUGE) FLOOR | 1136.57 | 676.12 | SQ.MT. |
| 7TH (FITNESS CENTRE) FLOOR | - | 678.07 | SQ.MT. |
| 8TH SERVICE FLOOR | - | - | SQ.MT. |
| TOTAL | 1779.06 | 1433.94 | SQ.MT. |

| BUILT UP AREA OF WING - 1 (TOWER-1) | | | |
|-------------------------------------|---------------|------------------------------|--------|
| FLOOR | BUILT UP AREA | STAIRCASE, LIFT & LOBBY AREA | |
| 2nd BASEMENT FLOOR | - | - | SQ.MT. |
| 1st BASEMENT FLOOR | - | - | SQ.MT. |
| GROUND FLOOR | - | - | SQ.MT. |
| 1st PODIUM FLOOR | - | - | SQ.MT. |
| 2nd PODIUM FLOOR | - | - | SQ.MT. |
| 3rd PODIUM FLOOR | - | - | SQ.MT. |
| 4th PODIUM FLOOR | - | - | SQ.MT. |
| 5th PODIUM FLOOR | - | - | SQ.MT. |
| 6TH LEVEL PODIUM TOP (REFUGE) FLOOR | - | - | SQ.MT. |
| 7th (FITNESS CENTRE) FLOOR | - | - | SQ.MT. |
| 8TH SERVICE FLOOR | - | - | SQ.MT. |
| 9TH FLOOR | 501.04 | 310.13 | SQ.MT. |
| 10th FLOOR | 501.04 | 310.13 | SQ.MT. |
| 11th FLOOR | 501.04 | 310.13 | SQ.MT. |
| 12th FLOOR | 501.04 | 310.13 | SQ.MT. |
| 13th FLOOR | 501.04 | 310.13 | SQ.MT. |
| 14TH (RESSI-REFUGE) FLOOR | 372.21 | 310.13 | SQ.MT. |
| 15th FLOOR | 501.04 | 310.13 | SQ.MT. |
| 16th FLOOR | 501.04 | 310.13 | SQ.MT. |
| 17th FLOOR | 501.04 | 310.13 | SQ.MT. |
| 18th FLOOR | 501.04 | 310.13 | SQ.MT. |
| 19th FLOOR | 501.04 | 310.13 | SQ.MT. |
| 20th FLOOR | 501.04 | 310.13 | SQ.MT. |
| 21ST (REFUGE) FLOOR | 386.09 | 310.13 | SQ.MT. |
| 22ND SERVICE FLOOR | - | - | SQ.MT. |
| 23RD FLOOR | 529.16 | 310.13 | SQ.MT. |
| 24th FLOOR | 501.04 | 310.13 | SQ.MT. |
| 25th FLOOR | 514.78 | 296.39 | SQ.MT. |
| 26th FLOOR | 514.78 | 296.39 | SQ.MT. |
| 27th FLOOR | 514.78 | 296.39 | SQ.MT. |
| 28th FLOOR | 514.78 | 296.39 | SQ.MT. |
| 29th (REFUGE) FLOOR | 369.11 | 296.39 | SQ.MT. |
| 30th FLOOR | 514.78 | 296.39 | SQ.MT. |
| 31st FLOOR | 514.78 | 296.39 | SQ.MT. |
| 32nd FLOOR | 514.78 | 296.39 | SQ.MT. |
| 33rd FLOOR | 514.78 | 296.39 | SQ.MT. |
| 34th FLOOR | 514.78 | 296.39 | SQ.MT. |
| 35th FLOOR | 514.78 | 296.39 | SQ.MT. |
| 36TH (REFUGE) FLOOR | 369.11 | 296.39 | SQ.MT. |
| 37TH FLOOR | 514.78 | 296.39 | SQ.MT. |
| 38th FLOOR | 514.78 | 296.39 | SQ.MT. |
| 39th FLOOR | 514.78 | 296.39 | SQ.MT. |
| 40th FLOOR | 514.78 | 296.39 | SQ.MT. |
| 41st FLOOR | 514.78 | 296.39 | SQ.MT. |
| 42nd FLOOR | 514.78 | 296.39 | SQ.MT. |
| 43RD (REFUGE) FLOOR | 398.33 | 296.39 | SQ.MT. |
| 44TH SERVICE FLOOR | - | - | SQ.MT. |
| 45TH FLOOR | 542.91 | 296.38 | SQ.MT. |
| 46th FLOOR | 514.78 | 296.38 | SQ.MT. |
| 47th FLOOR | 514.78 | 296.38 | SQ.MT. |
| 48th FLOOR | 518.65 | 292.52 | SQ.MT. |
| 49th FLOOR | 518.65 | 292.52 | SQ.MT. |
| 50th FLOOR | 518.65 | 292.52 | SQ.MT. |
| 51st (PART) FLOOR | 370.14 | 294.31 | SQ.MT. |
| TOTAL | 20171.53 | 12344.37 | SQ.MT. |

| BUILT UP AREA OF PARKING (COMM. FSI) FLOOR | | | |
|--|---------------|------------------------------|--------|
| FLOOR | BUILT UP AREA | STAIRCASE, LIFT & LOBBY AREA | |
| GROUND FLOOR | 679.96 | 75.15 | SQ.MT. |
| 1ST FLOOR OF CONVENIENCE SHOPPING PLAN | 679.96 | 75.15 | SQ.MT. |
| TOTAL | 1359.92 | 150.30 | SQ.MT. |

| BUILT UP AREA OF WING - 2 (TOWER-2) | | | |
|-------------------------------------|---------------|------------------------------|--------|
| FLOOR | BUILT UP AREA | STAIRCASE, LIFT & LOBBY AREA | |
| 2nd BASEMENT FLOOR | - | - | SQ.MT. |
| 1st BASEMENT FLOOR | - | - | SQ.MT. |
| GROUND FLOOR | - | - | SQ.MT. |
| 1st PODIUM FLOOR | - | - | SQ.MT. |
| 2nd PODIUM FLOOR | - | - | SQ.MT. |
| 3rd PODIUM FLOOR | - | - | SQ.MT. |
| 4th PODIUM FLOOR | - | - | SQ.MT. |
| 5th PODIUM FLOOR | - | - | SQ.MT. |
| 6TH LEVEL PODIUM TOP (REFUGE) FLOOR | - | - | SQ.MT. |
| 7th (FITNESS CENTRE) FLOOR | - | - | SQ.MT. |
| 8TH SERVICE FLOOR | - | - | SQ.MT. |
| 9TH (AH/R&R) FLOOR | 442.30 | 336.39 | SQ.MT. |
| 10th (AH/R&R) FLOOR | 442.30 | 336.39 | SQ.MT. |
| 11th (AH/R&R) FLOOR | 442.30 | 336.39 | SQ.MT. |
| 12th (AH/R&R) FLOOR | 442.30 | 336.39 | SQ.MT. |
| 13th (AH/R&R) FLOOR | 442.30 | 336.39 | SQ.MT. |
| 14TH ((AH/R&R) REFUGE) FLOOR | 327.28 | 336.39 | SQ.MT. |
| 15th (AH/R&R) FLOOR | 442.30 | 336.39 | SQ.MT. |
| 16th (AH/R&R) FLOOR | 442.30 | 336.39 | SQ.MT. |
| 17th (AH/R&R) FLOOR | 442.30 | 336.39 | SQ.MT. |
| 18th (AH/R&R) FLOOR | 442.30 | 336.39 | SQ.MT. |
| 19th (AH/R&R) FLOOR | 442.30 | 336.39 | SQ.MT. |
| 20th (AH/R&R) FLOOR | 442.30 | 336.39 | SQ.MT. |
| 21ST ((AH/R&R) PART) floor | 304.49 | 338.69 | SQ.MT. |
| TOTAL | 5497.07 | 4375.37 | SQ.MT. |

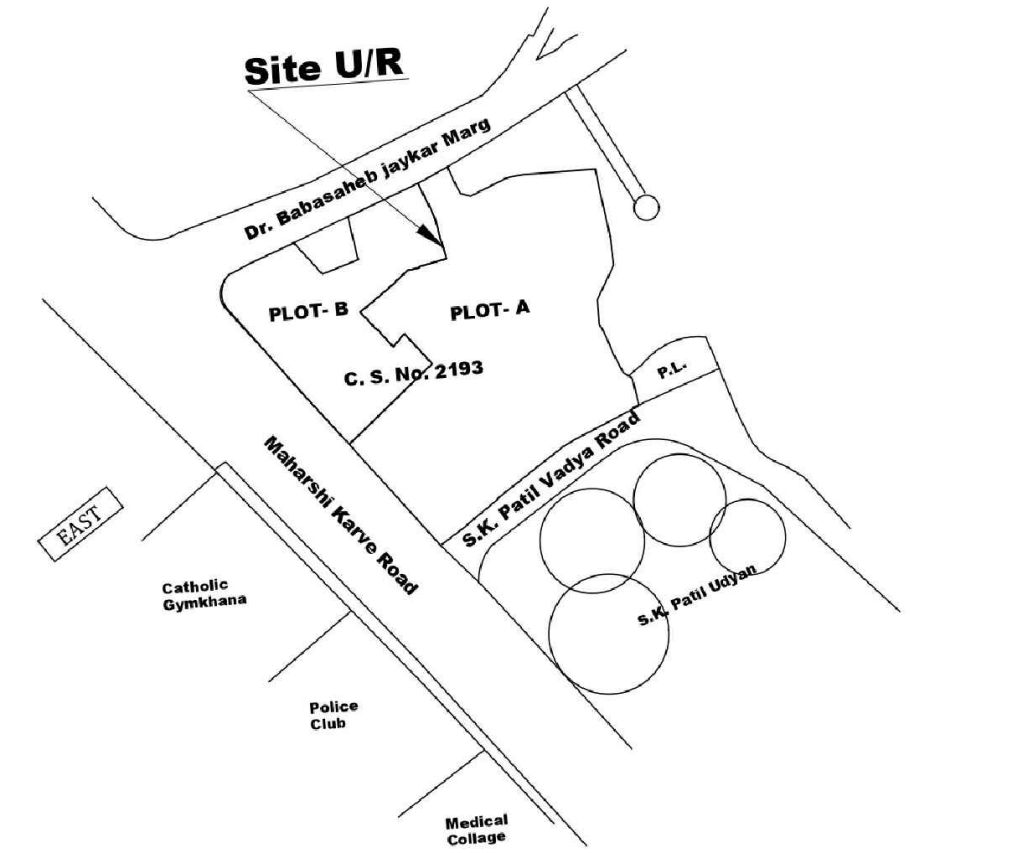
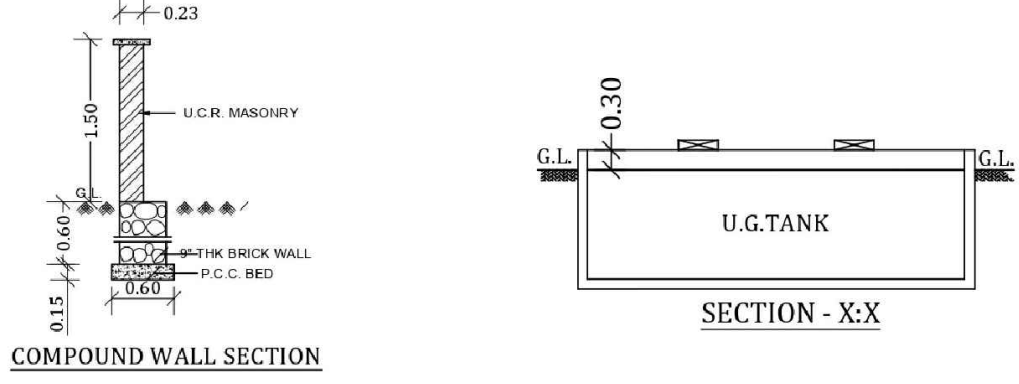
| AH/R&R FLATS PROPOSED | | |
|-----------------------|------------------|--|
| FLOOR | WING-2 (TOWER-2) | |
| 9TH FLR. | 12 | |
| 10th FLR. | 12 | |
| 11th FLR. | 12 | |
| 12th FLR. | 12 | |
| 13th FLR. | 12 | |
| 14th (REFUGE) FLR. | 8 | |
| 15th FLR. | 12 | |
| 16th FLR. | 12 | |
| 17th FLR. | 12 | |
| 18th FLR. | 12 | |
| 19th FLR. | 12 | |
| 20th FLR. | 12 | |
| 21st (PART) FLR. | 8 | |
| TOTAL FLAT | 148 | |

| FITNESS CENTRE AREA STATEMENT | | |
|--|---|-----------------|
| PROPOSED AREA | = | 27447.66 SQ.MT. |
| 2% PERMISSIBLE AREA FOR FITNESS CENTRE (A) | = | 548.95 SQ.MT. |
| FITNESS CENTRE AREA AT 3rd PODIUM FLR. | = | 444.99 SQ.MT. |
| 7TH (FITNESS CENTRE) FLOOR | = | 1338.08 SQ.MT. |
| TOTAL PROVIDED AREA FOR CLUBHOUSE (B) | = | 1783.07 SQ.MT. |
| EXCESS AREA COUNTED IN FSI (A-B) | = | 1234.12 SQ.MT. |

| PROPOSED BUILT UP AREA SUMMARY | | | |
|---|---|----------|--------|
| PARKING FLOOR | = | 1779.06 | SQ.MT. |
| WING - 1 (TOWER-1) | = | 20171.53 | SQ.MT. |
| WING - 2 (TOWER-2) | = | 5497.07 | SQ.MT. |
| EXCESS FITNESS CENTRE AREA COUNTED IN FSI | = | 1234.12 | SQ.MT. |
| TOTAL RESSI BUILT UP AREA | = | 28681.78 | SQ.MT. |
| TOTAL COMM. AREA | = | 1359.92 | SQ.MT. |
| Total PROPOSED BUILT UP AREA | = | 30041.70 | SQ.MT. |

| AMENITY SPACE 14(A) AREA SUMMARY | | | |
|---|---|----------|--------|
| NET PLOT AREA | = | 9022.45 | SQ.MT. |
| AMENITY SPACE AS PER 14(A)- 5% | = | 451.1225 | SQ.MT. |
| BUA AMENITY SPACE TO BE PROPOSED | = | 599.99 | SQ.MT. |
| - PLOT AREA X 1.33 | | | |
| HENCE, REQUIRED BUA AS AMENITY SPACE AS PER 14(A) | = | 599.99 | SQ.MT. |
| PROPOSED AREA | | | |
| GR. FLR. | = | 173.40 | SQ.MT. |
| 1ST LEVEL | = | 174.69 | SQ.MT. |
| 2nd LEVEL (1ST PODIUM FLOOR) | = | 254.22 | SQ.MT. |
| TOTAL PROPOSED AMENITY SPACE 14(A) IN BUA FORM | = | 602.30 | SQ.MT. |

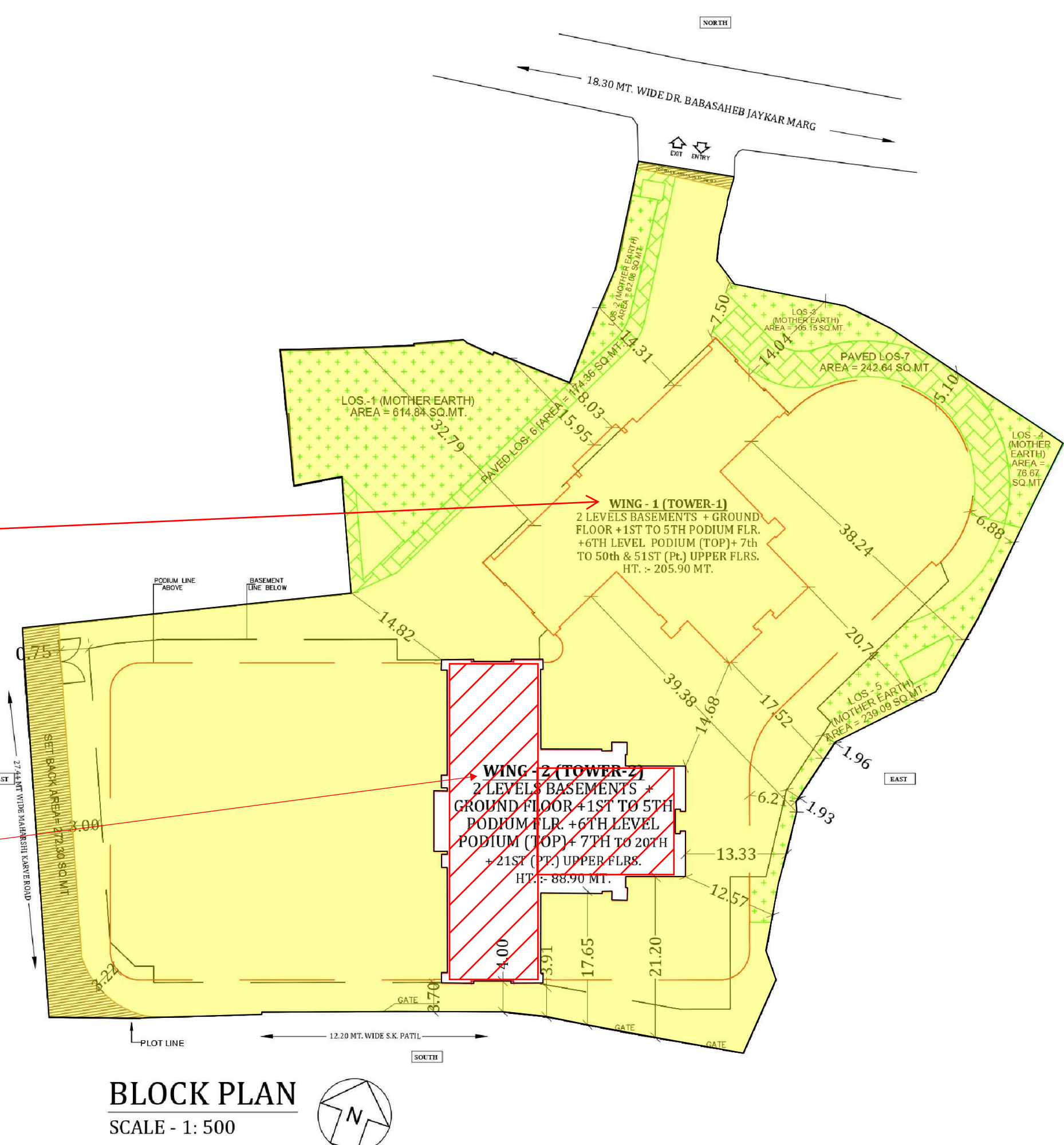
| PROPOSED PARKING SUMMARY | | | | |
|-----------------------------------|--------------------|---------|-----------|-------------|
| SR.NO | DESCRIPTION | BIG CAR | SMALL CAR | TWO WHEELER |
| 1 | 2nd BASEMENT FLOOR | 63 | 28 | 91 |
| 2 | 1st BASEMENT FLOOR | 57 | 30 | 87 |
| 3 | GROUND FLOOR | 2 | 4 | 54 |
| 4 | 1ST PODIUM FLOOR | 50 | 4 | 23 |
| 5 | 2nd PODIUM FLOOR | 96 | 9 | 105 |
| 6 | 3rd PODIUM FLOOR | 98 | 12 | 110 |
| 7 | 4th PODIUM FLOOR | 74 | 16 | 90 |
| 8 | 5th PODIUM FLOOR | 67 | 8 | 75 |
| TOTAL NO. OF CAR PARKING PROVIDED | | 507 | 107 | 614 |
| AOS PARKING PROVIDED | | 15 | 3 | 18 |



LOCATION PLAN
SCALE - 1: 2500

| PARKING STATEMENT | | |
|--|--|---------------------|
| AMENITY SPACE- 14(A) PARKING STATEMENT (A)- USER (Office-) | | |
| Floor Area | PARKING PERMISSIBLE AS PER D.C.RULES | PARKING REQUIREMENT |
| 602.30 | 1 PARKING FOR 37.50 SQ.MT. UP TO 1500M ² | 16.06 |
| | 1 PARK. FOR EVERY 75 SQ.MT FOR EXCEEDING 1500 SQ.MT FLR AREA | 0.00 |
| TOTAL | | 16.06 |
| | 10% visitor car parking | 1.61 |
| TOTAL PARKING REQUIRED - (X) | | 17.67 |
| SAY | | 18 |

| PARKING STATEMENT | | | | |
|--|---|---------------------|--------------|--|
| COMMERCIAL PARKING STATEMENT (A) | | | | |
| USER (SHOP) SQ.MT. | PARKING PERMISSIBLE AS PER D.C.RULES | PARKING REQUIREMENT | | |
| 1359.92 | 1 PARKING FOR EVERY 50 SQ.MT. FOR TOTAL FLOOR AREA FOR SHOP EACH OVER 20 SQ.MT FLR AREA | 26.80 | | |
| TOTAL | | 26.80 | | |
| 10% FOR VISITORS PARKING | | 2.68 | | |
| LOADING/UNLOADING | | 0.00 | | |
| TOTAL PARKING REQUIRED | | 29.48 | | |
| SAY (A) | | 30 | | |
| As per DCPR 2034 | | | | |
| Considering 10% Visitor Car Parking | | | | |
| RESI. PARKING AREA STATEMENT OF WING - 1 (Assuming 1 for 1 upto 60 sqm carpet) | | | | |
| FLOOR | PARK REQUIRED | NO.OF FLATS | PERMI.PARK | |
| BELOW 45.00 SQ.MT | 1 FOR 1 FLATS | 0 | 0 | |
| 45.00 TO 60.00 SQ.MT | 1 FOR 1 FLATS | 0 | 0 | |
| 60.00 TO 90.00 SQ.MT | 1 FOR 1 FLATS | 0 | 0 | |
| ABOVE 90.00 SQ.MT | 2 FOR 1 FLATS | 76 | 152 | |
| TOTAL | | 76 | 152 | |
| 10% FOR VISITORS PARKING | | 15.20 | 152 | |
| REQUIRED PARKING FOR RESI. (B) Maximum | | = | 167 | |
| 10% FOR VISITORS PARKING | | | | |
| RESI. PARKING AREA STATEMENT OF WING - 2 (Assuming 1 for 1 upto 60 sqm carpet) | | | | |
| AREA | PARK. REQUIRED | NO. OF FLATS | PER. PARKING | |
| BELOW 45.00 SQ.MT | 1 FOR 1 FLATS | 148 | 148 | |
| 45.00 TO 60.00 SQ.MT | 1 FOR 1 FLATS | 0 | 0 | |
| 60.00 TO 90.00 SQ.MT | 1 FOR 1 FLATS | 0 | 0 | |
| ABOVE 90.00 SQ.MT | 2 FOR 1 FLATS | 0 | 0 | |
| TOTAL | | 148 | 148.00 | |
| 10% FOR VISITORS PARKING | | | 14.80 | |
| TOTAL REQUIRED PARKING (C) | | = | 162.80 | |
| REQUIRED PARKING FOR WING - 1 | | | | |
| | | 167 | | |
| REQUIRED PARKING FOR WING - 2 | | | | |
| | | 163 | | |
| REQUIRED PARKING FOR COMM. | | | | |
| | | 30 | | |
| TOTAL PARKING REQUIRED (C) (A+B) | | | | |
| | | 360 | | |
| ADD: 50% Parking as per Reg 44 (D) | | 180 | | |
| PERMISSIBLE PARKING (C + D) | | | | |
| | | 540 | | |
| TOTAL PARKING PROPOSED (F) | | | | |
| | | 622 | | |
| Excess | | 92 | | |
| Deficit | | 6 | | |
| TWO WHEELER PARKING PERMISSIBLE (G) | | | | |
| | | 112 | | |
| TWO WHEELER PARKING PROPOSED (H) | | | | |
| | | 158 | | |



BLOCK PLAN
SCALE - 1: 500

STAMP OF DATE OF RECEIPT OF PLAN

PROFORMA -B

CERTIFICATE OF AREA

Certified That The Plot Under Reference Is Got Surveyed Through Surveying Agency To Ascertain The Correctness Of The Area Mentioned In The Property Card The Said Survey Has Been Carried Out On The Basis Of The Boundaries Of The Property Shown By The Owners. The Said Area As Per Survey Now Works Out To Sq.mts.

SIGNATURE OF ARCHITECT

DESCRIPTION OF PROPOSAL & PROPERTY

PROPOSED DEVELOPMENT ON PLOT BEARING C.S. NO. 2193 (PT.) OF BHULESHWAR DIVISION 'C' WARD, SITUATED AT THE JUNCTION OF BABASAHEB JAYKAR MARG AND MAHARSHI KARVE ROAD, MUMBAI.

| NORTH | JOB. NO. | DRG. NO. | DRAWN BY |
|-----------|---------------|----------|------------|
| | - | 01/18 | Priyanka |
| REVISIONS | DESCRIPTION : | DATE | CHECKED BY |
| R-0 | | - | Ninad |

NAME & ADDRESS OF DESIGN ARCHITECT

Architect Hafeez Contractor
29, Bank Street,
Fort Mumbai -400 023

NAME OF THE OWNER

M/s Prestige Projects Private Limited

NAME & ADDRESS OF ARCHITECT

Mrs. PRAJAKTA KADU
Architect and Interior Designer,
710/711 Anita B. Lokhandwala
Township, Kandivli (E),
Mumbai - 400 071.

SIGNATURE

The total BUA of the 'Prestige Ocean Towers - North' including Wing-1 (Tower-1) proposed to be launched is 24,544.63 sq. mts. which is the total of the areas highlighted in yellow

Out of total approved parking spaces, 373 parking spaces are proposed to be launched under 'Prestige Ocean Towers - North' including for Wing-1 (Tower-1).

The area of 'Prestige Ocean Towers - North' (including Wing-1 (Tower-1)) presently being launched is 8498.76 sq. mts. which is highlighted in yellow. This area is ascertained by removing the footprint area of Wing-2 (Tower-2) from the entire gross plot area of 9309.93 sq. mts.

Not part of the current Project